

# VELUX additional window element GIL

Glazing 70



Add more daylight and extend your views to the outdoors with a fixed additional window element under the roof window. The window element follows the slope of the roof and blends seamlessly with your roof window to create a view that almost stretches to your floor. Available in lacquered or white-painted pine wood to perfectly match your VELUX roof windows.

- Increase the amount of daylight when combined with a VELUX roof window.
- A seamless look is made possible by the slim connection to the roof window.
- The glazing comes standard with premium features like safety lamination, toughened glass, UV filter and our unique rain noise reduction.



## Application guidance

The window can be installed in roof pitches between 15° and 90° to the horizontal.



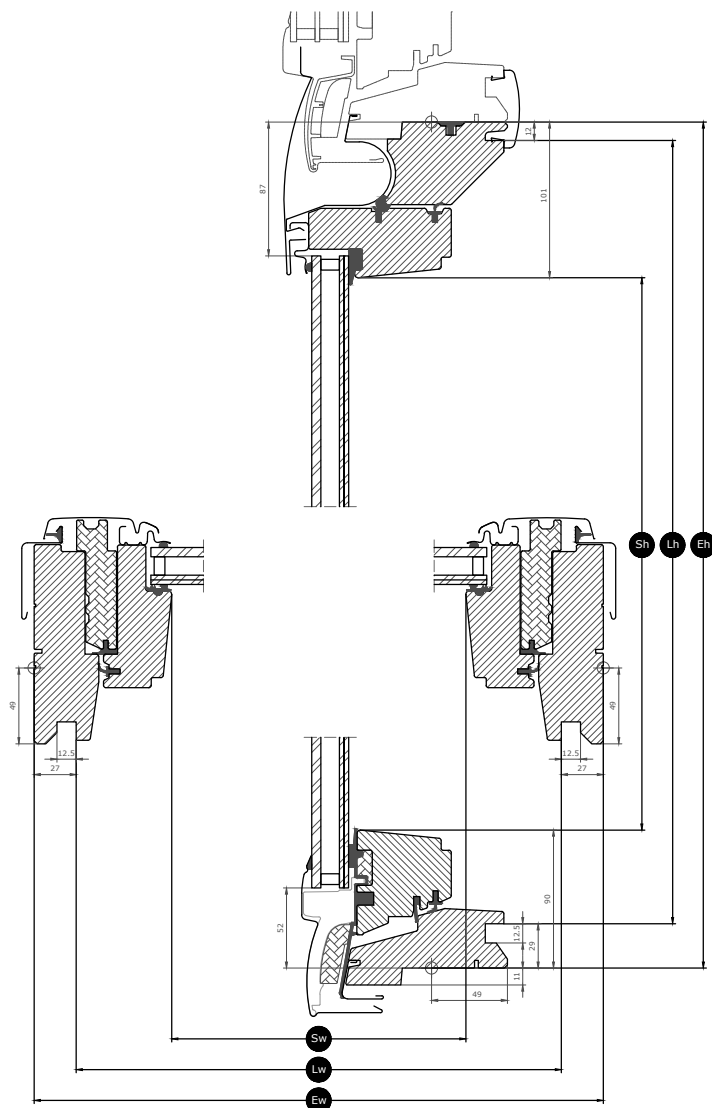
The additional window element is fixed (non-opening) and installed directly below a VELUX roof window. In structures, where the pitch of the roof continues to the floor, you can extend a roof window with an additional window element to obtain more daylight and an enhanced view when standing and when seated.

## Available sizes and daylight area

	780 mm	942 mm	1140 mm	1340 mm
920 mm	GIL MK34 0.44 m <sup>2</sup>	GIL PK34 0.56 m <sup>2</sup>	GIL SK34 0.70 m <sup>2</sup>	GIL UK34 0.85 m <sup>2</sup>

All measurements are in mm. ( ) = Effective daylight area, m<sup>2</sup>


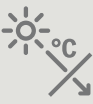







## Cross section dimensions



Width		MK--	PK--	SK--	UK--
Sw	Sash aperture width	601	763	961	1161
Lw	Distance between lining grooves, width	725	887	1085	1285
Ew	Exterior frame width	780	942	1140	1340

Height		--34
Sh	Sash aperture height	729
Lh	Distance between lining grooves, height	879
Eh	Exterior frame height	920

## Glazing features

Glazing 70 		
	<b>Heat insulation</b> The low energy glazing unit reduces heat loss through the window and enhanced indoor comfort.	$U_g = 1.0$
	<b>Solar gain</b> In colder climates and in rooms with large window areas, solar gain provides a better indoor climate during winter periods.	<b>0.46</b>
	<b>Solar protection</b> In warm climates and in rooms with large window areas, a sun protective glazing unit provides a better indoor climate during summer periods.	★★★★☆
	<b>Security</b> Thicker laminated inner glass increases resistance to manual attack (burglary).	★★★★☆
	<b>Safety lamination</b> Prevents glass from falling into the room in case of accidental breakage.	✓
	<b>Toughened glass</b> Adds strength to the outer glass surface to protect from wayward balls and extreme weather such as heavy storms and hail.	✓
	<b>UV filter</b> Protects your interior furnishings from fading due to the sun's harmful UV rays.	✓
	<b>Rain noise reduction</b> Rain noise reduction creates a barrier between the window and the weather outside for undisturbed moments during rainy days – or nights.	✓
	<b>Easy-to-clean</b> Dirt-repellent coating lets you spend less time cleaning and more time enjoying the view.	
	<b>Anti-dew</b> The anti-dew coating significantly reduces the days with dew on the outer glass and thus gives you a clear view.	

## Glazing structure

Glazing unit	Composition (from inside to outside)
Double-glazed	6.8 mm laminated float glass - 16 mm Argon - 4 mm toughened glass

## Technical values for the window


Overview of technical values for the product, covering among other, CE marking in accordance with EN 14351-2.

Window characteristics	Performance
Thermal transmittance (U-value)	1.3 W/(m <sup>2</sup> K)
Light transmittance (τ <sub>v</sub> )	0.68
Total solar energy transmittance (g-value)	0.46
Sound insulation (R <sub>w</sub> )	35(-1;-3)
Air permeability, [class]	4
External fire performance - British [class]	AA
External fire performance - European [class]	npd
Impact resistance [class]	3
Load-bearing capacity of safety devices	npd
Reaction to fire [class]	C-s1,d2
Resistance to snow load	See glazing composition
Resistance to wind load [class]	C3 (>SK08: NPD)
Water tightness [class]	9A

NPD: No Performance Determined

## Visible features

---



### **Blind bracket, manual**

Easily install blinds on the window without the need for extra tools. Simply click on the blind in the pre-fitted brackets.



### **Data plate**

Every VELUX roof window has a unique data plate with information that can be used to look up CE marking documentation, when purchasing accessories or in case of service or replacement.

## Interior finish

---

Material Description	Clear lacquer Finished with triple coat, clear lacquered.	White-painted Finished with triple coat, white painted.
Colour code NCS, inner surface	No colour code	S 0500-N
Colour code nearest RAL, inner surface	No colour code	9003

## Exterior covers

---

Material Description	Aluminium, dark grey Dark grey	Titanium zinc	Untreated copper
Colour code NCS, outer surface	S 7500-N	No colour code	No colour code
Colour code nearest RAL, outer surface	7043	No colour code	No colour code

## Cleaning and maintenance

---



To clean the outer glass surface of the fixed window element from the inside, open the upper section fully to reach the outer glass surface of the lower section.



VELUX repair and maintenance kits are available.

## Guarantee period

---

## Flashings and installation products

---



### Flashings

Install the VELUX roof window in virtually any roofing material by using genuine VELUX flashing solutions. Our flashings are designed specifically for the exact size and shape of the roof windows to create perfect, watertight fit. Flashings can also be used to combine multiple roof windows.

### Installation products

Ensure a proper installation and an air- and watertight connection between the window and roof with VELUX installation products. All installation products are designed to perfectly fit the roof window for a reliable and durable result.

## Blinds, awnings and shutters

---

Complete the VELUX roof window installation with roller shutters and awning blinds for heat protection and interior blinds for light dimming, blackout and insect protection. Choose from a wide range of manually operated or remote-controlled products that are made to fit the particular window type and size. Please contact your local VELUX sales company for more details about compatibility.

## Further information

---

We reserve the right to make technical changes.

For more information on our products, please visit <https://velux.com>.