

# VELUX manual centre-pivot roof window GGU

**VELUX®**



The VELUX top-operated, centre-pivot roof window GGU is perfect for those looking for a maintenance-free window that allows for easy access over e.g. a sofa, countertop or bathtub. The durable, moisture-resistant finish looks great in any room and is ideal for humid rooms like kitchens.

- Open the top control bar to the ventilation position for fresh air through a closed window.
- Maintenance-free, polyurethane coating makes the window ideal when easy maintenance is key.
- Easily rotate the window 180° for safe cleaning of the outer glass from the inside.
- Easily open and close the roof window – even with furniture placed underneath.
- Removable and cleanable ventilation filter protects your home from dust and insects while ventilating.
- Quickly and easily add blinds by simply clicking them into the pre-fitted brackets.
- Upgrade to a remote-controlled mains- or solar-powered motor for extra convenience.



## Application guidance

---

The window can be installed in roof pitches between 15° and 90° to the horizontal.



Manually top-operated, centre-pivot roof windows make it possible to place furniture directly below the window without obstructing the window's operation. We recommend an installation height that allows for a clear sight line to the outside from both a standing and seated position. Please note that the optimum window height depends on the roof pitch.

## Available sizes and daylight area

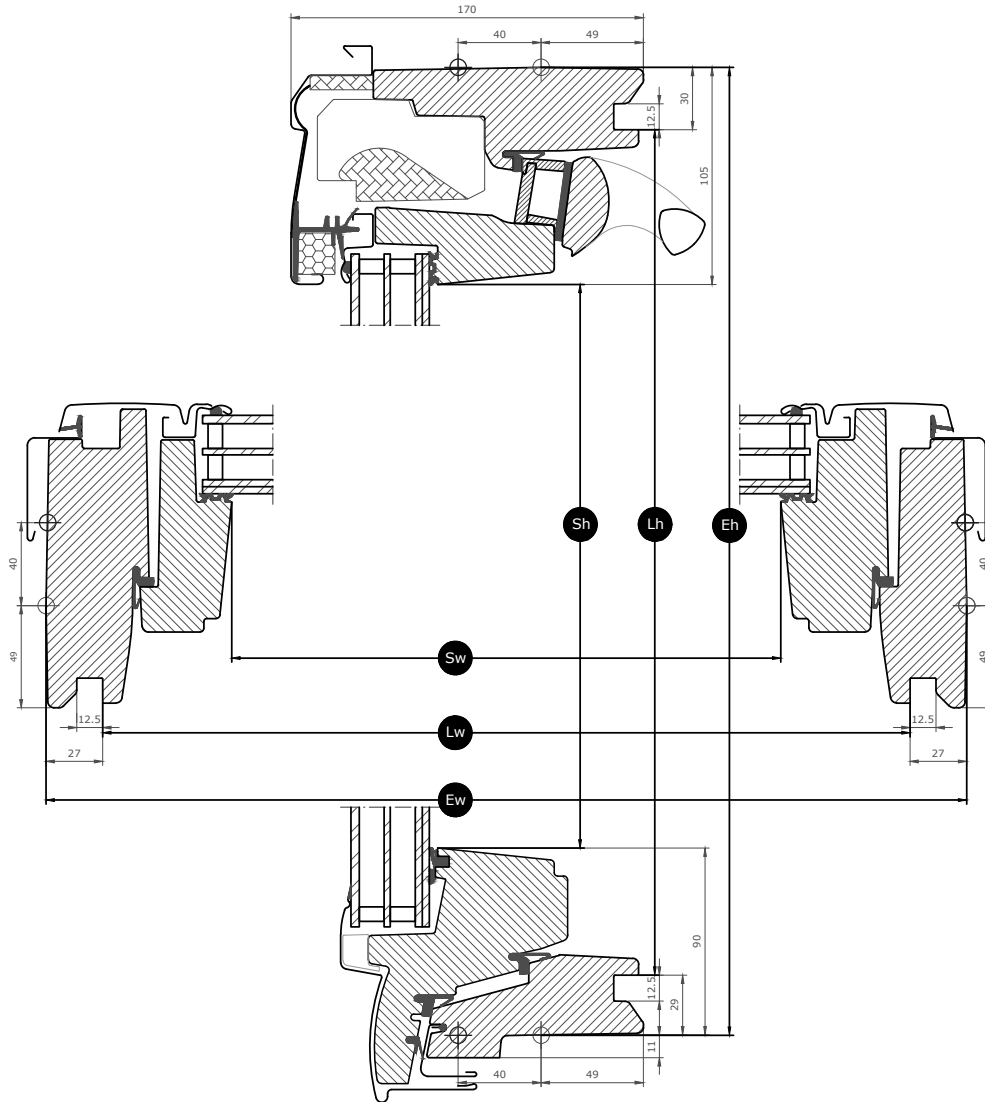
---

The size overview shows the availability across the different glazing variants. Please note that the individual glazing variant may not be available in all the sizes shown.

<STEPTABLE O="Product-2656-0" OT="Product" TF=" " TT="27997589" VC="Context4"  
VO="26405707" W="Approved" />

All measurements are in mm. ( ) = Effective daylight area, m<sup>2</sup>









# Cross section dimensions



<STEPTABLE O="Product-2656-0" OT="Product" TF=" " TT="32601067" VC="Context4" VO="26405707" W="Approved" />

<STEPTABLE O="Product-2656-0" OT="Product" TF=" " TT="32490867" VC="Context4" VO="26405707" W="Approved" />

## Glazing features


	Glazing 62DSG	Glazing 62SG
 Solar protection	★★★★☆	★★★★☆
 Security	★★★★☆	★★★★☆
 Safety lamination	✓	✓
 Toughened glass		✓
 UV filter	✓	✓
 Rain noise reduction	✓	✓
 Easy-to-clean		
 Anti-dew		✓

## Glazing structure

Glazing variant	Glazing unit	Variant composition
Glazing 62SG	Triple-glazed	6.8 mm laminated float glass - 11 mm Krypton - 3 mm heat strengthened glass - 11 mm Krypton - 8 mm toughened glass

## Technical values for the window

Overview of technical values for the product, covering among other, CE marking in accordance with EN 14351-1.

		<b>Glazing 62SG</b>
Window characteristics	Performance	
Thermal transmittance	0.92 W/(m <sup>2</sup> K)	
Light transmittance	0.68	
Total solar energy transmittance	0.47	
Sound insulation	42(-2;-5)	
Air permeability	4 (PK10: 3)	
External fire performance - British	AC	
External fire performance - European	npd	
Impact resistance	3	
Load-bearing capacity of safety devices	√	
Reaction to fire	D-s3,d2	
Resistance to snow load	**	
Resistance to wind load	C3 (>SK08: NPD)	
Water tightness	E900	

Resistance to snow load = \*\* See glazing composition

NPD: No performance determined

<STEPTABLE 0="Product-2656-0" OT="Product" TF=" " TT="26341590" VC="Context4" VO="26405707" W="Approved" />

## Interior finish

---

Material Description	White maintenance-free Finished with polyurethane lacquer.
Colour code NCS, inner surface	S 0500-N
Colour code nearest RAL, inner surface	9003


## Exterior covers

---

Material Description	Aluminium, dark grey Dark grey	Titanium zinc	Untreated copper
Colour code NCS, outer surface	S 7500-N	No colour code	
Colour code nearest RAL, outer surface	7043	No colour code	

## Cleaning and maintenance

---



To clean the outer glass surface from the inside, rotate sash and secure in cleaning position with barrel bolts.



VELUX repair and maintenance kits are available.

## Guarantee period

---



The full terms and conditions of the VELUX Product Guarantee are available on our website [www.velux.co.uk](http://www.velux.co.uk) or [www.velux.ie](http://www.velux.ie)

## Flashings and installation products

---



### Flashings

Install the VELUX roof window in virtually any roofing material by using genuine VELUX flashing solutions. Our flashings are designed specifically for the exact size and shape of the roof windows to create perfect, watertight fit. Flashings can also be used to combine multiple roof windows.

### Installation products

Ensure a proper installation and an air- and watertight connection between the window and roof with VELUX installation products. All installation products are designed to perfectly fit the roof window for a reliable and durable result.

## Further information

---

We reserve the right to make technical changes.

For more information on our products, please visit <https://www.velux.co.uk> or <https://www.velux.ie>.

## Technical information

---

<STEPTABLE O="Product-2656-0" OT="Product" TF=" " TT="834558" VC="Context4" VO="26405707" W="Approved" />