



Product Catalogue

Republic of Ireland Price List (excludes VAT)
Valid from 1st March 2025
velux.ie



Contact us

If you need more information or technical support, we are here to help.

Telephone: 01 816 1620
E-mail: sales@velux.ie

Website: velux.ie

Contents

- 4 Transforming spaces
- 5 A more sustainable building sector
- 6 Why VELUX®
- 8 New for 2025
- 10 Solar products
- 12 Product guarantee
- 13 VELUX App Control
- 15 Finish options
- 20 Roof window selection guide
- 161 Practical information
- 170 Glazing options
- 174 Size guide

23 Intelligent home control

29 Roof windows

83 Installation and flashings

103 Blinds and shutters

129 Flat roof windows

151 Sun tunnels

157 Accessories

Transforming spaces into favourite places

We all look for the perfect place where we can relax, recharge and feel content – or even be more productive. Often, without us noticing, it is a place filled with daylight and fresh air.

For over 80 years, the VELUX Group has helped people transform spaces using daylight and fresh air through the roof. By creating brighter, healthier, more sustainable places to live, work, learn and play, we enable a better everyday life for people around the world.

Our award-winning roof windows can fit any roof – flat, pitched, old or new and can be accessorised with VELUX blinds and shutters. You can even add more space to your home with a VELUX Roof balcony or upgrade your roof windows to VELUX ACTIVE with NETATMO – our intelligent home control solution.

VELUX roof windows are built to last. We take pride in our craft and high-quality products. But what you might not see is the work we're doing to reduce our environmental impact and the ways we support our customers in their efforts to do the same. We have set targets to reduce our carbon emissions in line with the Paris Agreement's most ambitious emissions reduction pathway. In addition, we aim to remove all plastic from our packaging and ensure it's 100% recyclable, making waste management simpler. In other words, there are several reasons to choose a VELUX roof window.



Our contribution to a more sustainable building sector

With the building industry accounting for over a third of CO₂ emissions, the need for change is urgent. We aim to lead the way and show how rethinking buildings can accelerate that transformation. Our initiatives include:

- Reducing emissions from our own operations by 100% (Scope 1 & 2) by 2030.
- By 2030, 50% reduction of CO₂ from our value chain (Scope 3) compared with baseline year 2020.
- All production sites to send zero production waste to landfill by 2030.
- Reduce and remove the equivalent of our historical CO₂ emissions through forest projects.
- Transition to single-material, paper-based packaging that can be disposed of in one waste stream for recycling.

Although it sounds simple, transitioning from plastic to paper-based packaging presents many challenges. The process for our main roof windows has taken over two years and involved design professionals, engineers and production companies.

Extensive testing showed that paper-based materials with honeycomb panels could withstand stacking pressure, knocks and blows, as well as humidity and temperature changes. In Europe, our new paper-based packaging has saved more than 900 tonnes of EPS/plastic in 2023 compared to 2021.

Our goal for 2030 is to halve CO₂ emissions from our product production, the materials they use, and across our entire value chain. This means that a VELUX roof window in 2030 will have a significantly reduced carbon footprint compared to today. When you buy a VELUX solution, you are part of this journey.



Why VELUX®

All over the world, VELUX roof windows contribute to healthy indoor environments by letting in fresh air and daylight. Here are five other good reasons why you should consider original VELUX products.

80 years of innovation

When the first VELUX roof window transformed a dark attic into a liveable space, it was a revelation. That was 80 years ago but our passion for daylight, fresh air and better living environments continues to this day and can be seen through our constant innovation and award-winning design.




Extensively tested

VELUX products are designed to meet the highest quality standards and undergo thorough testing. For example, all roof windows are tested to withstand a year's rainfall in just 15 minutes. They are also opened and closed 25,000 times – the equivalent of opening and closing the roof window every day for 68 years!


10-year guarantee

We strive to ensure the quality of all VELUX products and accessories live up to our customers' exacting standards. However, in the rare event that you experience a problem with your VELUX roof window, we offer a 10-year guarantee on all core products. We offer up to a 5-year guarantee on blinds, shutters and electrical products.



Here for you

When you need support, our team is never more than a phone call away. The expert team are trained to give you as much in-depth assistance on planning, installation and aftercare as you need. Call us on 01 816 1620.



Focused on our environmental impact

We are confident that VELUX solutions will last for many years with occasional maintenance and cleaning. Furthermore, we are striving to send zero production waste to landfill, source responsibly and continually find ways to reduce our environmental impact. Read more on page 5.

More flexible and intuitive than ever before



The new design of our solar and electric blinds range allows you to easily operate the blind either remotely or manually via a new slider, positioned directly on the product.

The new design offers a number of product benefits:

Optimised design

The slimmer profile along the bottom of the blind integrates seamlessly with the roof window, providing an unobstructed view and maximum daylight.

New, quieter motor

Regardless of operation, the motor runs almost without sound.

A solution to suit everyone

Available in a wide range of colours and fabrics including blackout, energy pleated and translucent.

Even longer guarantee

Now comes with an extended guarantee of 5 years.



Unique design
Available in a wide range of colours.

Slimmer profile
Lets in maximum daylight.

Multiple operation
Operate remotely or manually via the slider.



Solar powered - illuminate a sustainable tomorrow

Our solar powered products use daylight as a power source – eliminating the need for any wiring.

The long-lasting solar battery is powered by an integrated solar cell that is placed on the exterior of the roof window.



Powered by daylight

By utilising the power of daylight, solar roof windows offer a solution that promotes the use of renewable energy.

Reliable even when it's cloudy

With an integrated solar cell on the exterior, the roof window captures daylight throughout the day, even when it's cloudy. It's as rigorously tested as our electric roof windows to ensure reliable performance for years to come.

Easy control for everyone

Upgrade your solar roof window with a switch or App Control from the Intelligent home control range. Control your roof windows effortlessly and adjust natural light and ventilation easily to your preferences.

The bright side of solar innovation

Welcome to a new level of comfort and convenience with the range of solar roof windows, blinds and shutters. Experience the ease of airing out your home and adjusting natural light and temperature with the simple touch of a switch or your smartphone.

Improved comfort and well-being

Invite fresh air and daylight in, to create a healthy home that's aired out more often, for a comfortable and energy-efficient indoor climate.

Automatic protection from bad weather

The rain sensor gives you total peace of mind, as it will close the roof windows automatically in the event of rain, protecting your home from water damage whilst it's ventilating.



Save valuable energy

Whatever the time of year, you can ventilate your home efficiently with minimal energy loss.

Blinds and exterior shutters can help save energy and improve indoor comfort throughout the year. In winter, double pleated interior blinds keep the room cosy, while in summer, anti-heat blinds or shutters effectively reduce overheating.

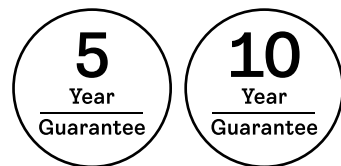
Always in control

Solar products provide enhanced control of your roof windows and accessories from the palm of your hand, either at home or on the go. Be in full control – all the time.



Extended 10-year guarantee on solar and electric roof windows

The standard guarantee for sloping solar and electric roof windows has been increased from 3 to 5 years. You can extend this period by an additional 5 years by simply registering your VELUX roof window.



Standard 5-year guarantee

All solar and electric roof windows now come with an impressive 5-year standard guarantee to support the durability and reliability of our products.

Exclusive 5-year extended guarantee*

Enjoy an additional 5-year guarantee and extend your total coverage to 10 years by registering your products at [velux.ie/extendedwarranty](https://www.velux.ie/extendedwarranty)

*Includes white maintenance-free GGU/GPU and white painted GGL/GGLS.



Focus

Free VELUX App Control now available with all solar and electric roof windows

When you purchase any of our solar and electric roof windows, you can claim a free VELUX App Control gateway.

This gateway is your key to unlocking additional benefits of your solar and electric roof windows, providing complete control from your smartphone.

How to order?

To claim your free VELUX App Control gateway, download the VELUX ACTIVE app from the App Store or Google Play Store on your smartphone. Follow the in-app process to order the VELUX App Control gateway. Visit [velux.ie/freeapp](https://www.velux.ie/freeapp) to learn more.

Discover more about the VELUX App Control gateway on page 25.



Focus
Finishes



Different finishes
for different needs

Choose your preferred finish

Our roof windows come in different finishes to match your needs and preferences on maintenance, durability and look.

White maintenance-free
The most durable and robust finish that is completely maintenance-free.

- **Moisture-resistant:**
The ideal choice for all room types no matter the level of moisture or condensation.
- **Wipeable surface:**
The seamless corners and robust material make it quick and easy-to-clean.
- **Outstanding quality:**
A wooden core encased in a hard-wearing, waterproof white polyurethane mould.

White painted
High-quality natural pine treated with a water-based white paint for a discreet wood grain look.

- **Maintenance:**
We recommend that VELUX white painted roof windows should be sanded and repainted approximately every 7 years.
- **Look and design:**
A white painted wood for those looking for a simple bright white finish.
- **Durability:**
White, water-based lacquer protects the wood frame from everyday levels of dirt and moisture.

Recommended



No repainting needed	● ● ● ●
Moisture resistant	● ● ● ●
Robust material	● ● ● ●
Easy-to-clean	● ● ● ●
Smooth surface	● ● ● ●
Seamless corners	● ● ● ●

No repainting needed	● ● ● ●
Moisture resistant	● ● ● ●
Robust material	● ● ● ●
Easy-to-clean	● ● ● ●
Smooth surface	● ●
Seamless corners	● ●



Focus
Heritage conservation
roof window

Designed to complement heritage and conservation

Sensitively enhancing the future value of historical buildings

The Heritage conservation roof window is designed to harmonise with the aesthetics of historical façades. Slim, elegant and sitting flush to the roofing materials, it blends beautifully into historical roofs.

Drawing inspiration from the past, present, and future, it enhances modern indoor living and transforms spaces into favourite places.

Designed for heritage

Co-created with conservation specialists and specifically designed to be in keeping with heritage aesthetics of traditional buildings and properties located in conservation areas.

- Black, slim profiles create a traditional cast-iron look.
- Flush to the slates, blending beautifully into the roof.
- Glass-to-edge design for a clean, aesthetic appearance.
- **NEW** Pro flashing set for profiled roofing materials up to 90mm, ensuring seamless and flush integration into the roof.



Anti-heat blackout shutters, Anti-heat blinds and interior blinds for all year round comfort

VELUX roof windows fill your home with daylight and fresh air. Having the right weather and sun protection also ensures a pleasant indoor climate and helps save energy.



Exterior weather and heat protection

Choose Anti-heat blinds and shutters to create a shield between the sun's rays and the roof windows to prevent the direct sunlight from entering the home. Rain noise is also significantly reduced.

More information from page 106.

Tip Anti-heat blackout shutter + Blackout energy pleated blind

Up to 5.0°C* cooler in summer +
heat energy savings in winter.

Interior light control

Choose interior blinds to complement a room, soften incoming light or provide privacy or blackout to ensure a good night's sleep or a daytime nap. In the colder months, they will help to keep the room warm and create a cosy atmosphere.

More information from page 113.

Tip Add insect screens to enjoy fresh air without unwanted visitors

More information from page 127.

* Data from a simulated south-facing room with two VELUX GGU 70 roof windows in size MK06 (78.0 x 117.8cm), July - August 2023, recorded in London. Based on a study by VELUX 2023 on the effects of accessories in summer.




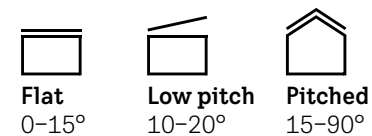
Roof window selection guide

Natural light is essential to your well-being. Use the 7-step guide to ensure you get the right solution for your project.



1. Identify the roof pitch

Regardless of the roof pitch there is a VELUX solution. VELUX roof windows can be installed in all roof types:



2. Calculate the right amount of daylight

The size and number of roof windows are fundamental to how the space will look and feel.

- We recommend the glazed area is approximately 20% of the floor area.
- This can be achieved with easy-to-install VELUX roof window combinations.
- Roof windows bring in twice as much daylight as façade windows.




3. Choose the operation

For ultimate convenience and comfort, we recommend VELUX solar roof windows.

- Easily installed, no wiring required.
- Operates even in cloudy weather.
- Integrated rain sensors close the roof window in the event of rain.

Read more on page 10.




4. Choose the interior finish

For the most durable and robust result, choose a white maintenance-free finish.

- Moisture resistant, ideal for all room types.
- Wipeable surface with seamless corners.
- Wooden core encased in a hard-wearing, waterproof white polyurethane mould.

Read more on page 15.




5. Choose the glazing

To achieve the best energy efficiency VELUX recommends triple glazing.

- Minimises the feeling of cold.
- Extra noise reduction to diminish outside street noise.
- Easy-to-clean and anti-dew coatings provide a clearer view.

Read more on page 170.



6. Flashing and installation

VELUX flashings provide a durable 100% watertight and weather-proof seal.

- Most VELUX flashings come with installation products included as standard to suit a wide range of roofing materials.
- VELUX recommends recessed flashings to provide a sleek and streamlined finish.

Read more on page 83.



7. Choose blinds and shutters

For better indoor comfort VELUX recommends roof windows with blinds and exterior heat protection.

- Exterior heat protection adds insulation, protection from heat and the elements, enhanced rain noise reduction and daylight control.
- Interior blinds provide blackout or light dimming and decoration.
- All solutions provide a perfect fit, long-lasting performance and are easy to install.

Read more on page 103.



Intelligent home control

Unlock the full potential of your solar or electric roof windows, blinds and shutters with VELUX Intelligent home control – the range of smart control solutions that empower you to take control of your indoor comfort with ease, while enjoying the full benefits of daylight and fresh air.



Easy control options for your VELUX solar and electric products

Our controls make it easy for you to adjust your roof windows, blinds and shutters with the simple touch of a switch or your smartphone. Say goodbye to manual adjustments and experience the easy way of managing your roof windows, blinds and shutters.

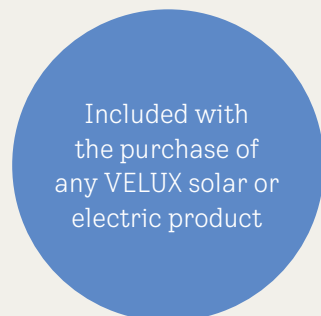


Basic Wall Switch

VELUX Wall Switch

The Wall Switch lets you conveniently open, stop and close VELUX solar and electric products.

- Allows control of one product per switch.



Included with the purchase of any VELUX solar or electric product



Multiple product switch

VELUX Touch

VELUX Touch makes it easy to feel perfectly comfortable at home by ensuring every solar or electric roof window, blind and shutter is always within easy reach. Let in a cool breeze when you need a breath of fresh air, shield your home from the midday sun or close the blinds for a movie night – all with a single master switch.

- Control multiple VELUX solar and electric products in a home.
- 15-minute ventilation timer.

VELUX Touch		
KLR 300	VELUX Touch	126

All prices in EUR (€)



VELUX App

VELUX App Control



VELUX App Control gives you full control of all your VELUX solar or electric products, right from your smartphone. Open and close your roof windows, blinds and shutters with a single swipe or group your VELUX solar or electric products for combined control. Share VELUX App Control with the whole household and keep every roof window within reach – at home and on the go.

- Control of multiple VELUX solar or electric products in the home.
- 15-minute ventilation timer and scheduling.
- Personalised home control from anywhere.

Upgrade to VELUX ACTIVE with NETATMO
You can upgrade from VELUX App Control to VELUX ACTIVE with NETATMO by purchasing only the VELUX ACTIVE indoor climate sensor (KLA 300)

VELUX App Control		
KIG 300	VELUX App Control gateway	102

Visit velux.ie/velux-app-control to discover more.

All prices in EUR (€)



VELUX App with sensor

VELUX ACTIVE with NETATMO

VELUX ACTIVE is an intelligent home solution that links your solar or electric products together, allowing your roof windows to let in fresh air, whilst blinds and shutters automatically shield your home from excessive heat. Effortlessly monitor the temperature, humidity and CO₂ levels in your home, while controlling it all with the VELUX ACTIVE app.

- Automatic ventilation and heat protection.
- Control of multiple VELUX solar or electric products in the home.
- 15-minute ventilation timer and scheduling.
- Personalised home control from anywhere.

VELUX ACTIVE		
KIX 300	VELUX ACTIVE package (VELUX gateway, departure switch, indoor climate sensor)	208
Additional components		
KLA 300	VELUX ACTIVE indoor climate sensor	79
KLN 300	VELUX ACTIVE departure switch	50

Visit velux.ie/active to discover more.

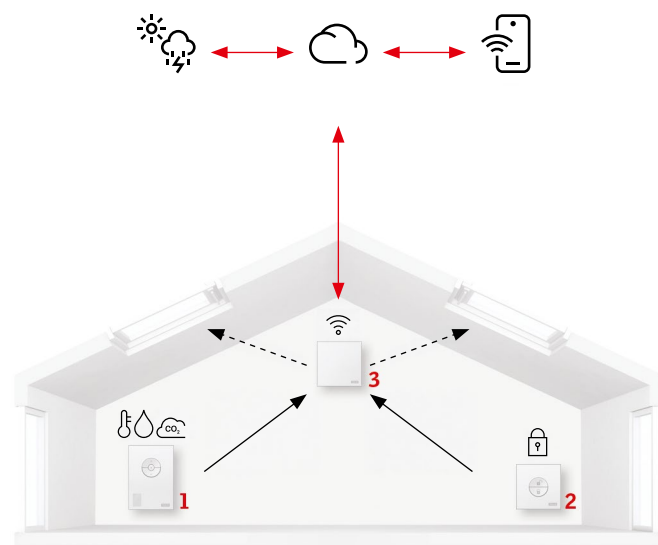
All prices in EUR (€)



iPhone, iPod and iPad are registered trademarks of Apple Inc. Registered in the US and other countries. HomeKit is a trademark of Apple Inc. Google and Google Play are trademarks of Google LLC.

How does VELUX ACTIVE work?

VELUX ACTIVE with NETATMO continuously monitors the temperature, humidity and CO₂ levels in your home, automatically opening or closing roof windows, blinds and shutters to create a healthier indoor climate for you and your family.



The three elements of VELUX ACTIVE

1. **Indoor climate sensor** – monitors the humidity and temperature levels in the room and transmits the data to the gateway.
2. **The departure switch** – closes all the windows with a single push of a button.
3. **The gateway** – the ‘heart’ of the VELUX ACTIVE system connects the electrical products to your Wi-Fi router (internet), the indoor climate sensor and the departure switch.





Turn your dreams
into reality with
VELUX roof windows

Roof windows

Roof window

Page 29

Solar, centre-pivot
Electric, centre-pivot
Manual, centre-pivot
Electric, top-hung
Manual, top-hung
Manual, Low pitch
Heritage conservation
Conservation

Roof window combinations



Page 48

Integrated side-by-side
Integrated triple
Quattro
Duo
Sloping and fixed
Sloping and vertical
Roof balcony
2in1 solar, centre-pivot
2in1 manual, centre-pivot
2in1 manual, top-hung
3in1 solar, centre-pivot
3in1 manual, centre-pivot
3in1 manual, top-hung
Mini dormer
Dormer

Special application roof windows

Page 80

Cold room
Smoke ventilation

  Rain sensor integrated in the solar cell module

Now with 10 years extended guarantee*



Free App Control gateway now included. Claim yours through the VELUX ACTIVE app. Learn more at velux.ie/freeapp

Solar centre-pivot

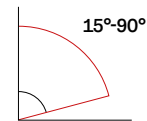
Centre-pivot roof window: GGU and GGL

Let daylight power your roof window with an integrated solar cell, and open the roof window with a wireless Wall Switch for ultimate convenience. The integrated rain sensor automatically closes the roof window when the weather changes, so you never have to worry about leaving it open while airing out.


- Easy installation with no wiring needed.
- Battery charges even in cloudy weather.
- Basic Wall Switch included, see page 24.
- Automatic rain sensor closes the roof window when it rains.
- Provides fresh air, better indoor comfort and home security.

* Read more on page 12.







Roof pitch



Interior finish options

	Recommended
	White maintenance-free The most durable and robust finish that is completely maintenance-free

Glazing options

	Double glazing --70	Triple glazing --68	Triple glazing --66
 Rain noise reduction	✓	✓	✓
 Safety lamination	✓	✓	✓
 Toughened glass	✓	✓	✓
 UV filter	✓	✓	✓
 Easy-to-clean			✓
 Anti-dew			✓

Thermal transmittance of glazing (U_g -value)

	Double glazing --70	Triple glazing --68	Triple glazing --66
	1.0	0.7	0.6


Read more about glazing specifications on page 170.


Blinds and shutters

- Consider interior blinds for light control, and exterior anti-heat blinds or shutters for heat protection and blackout.

Read more on page 103.

Intelligent home control











 Combine your solar and electric products with our intelligent home control solutions for multiple operation, scheduling and automation.

 Free App Control included. Read more at velux.ie/freeapp


Transform with daylight

- A single roof window is ideal for small rooms. For bigger rooms, we recommend roof window combinations.



External frame sizes (w×h) cm	U_w -VALUE W/m ² K	CK02 55×78	CK04 55×98	CK06 55×118	FK06 66×118	MK04 78×98	MK06 78×118	MK08 78×140	PK08 94×140	SK06 114×118	UK04 134×98
											



White maintenance-free

	GGU 007030	GGU 006830	GGU 006630	CK02	CK04	CK06	FK06	MK04	MK06	MK08	PK08	SK06	UK04
 Solar	1.3	1.1	1.0	903	1,018	1,154	1,009	972	1,041	1,105	1,216	1,238	1,206
				951	1,052	1,185	1,151	1,105	1,191	1,271	-	1,437	1,397
				930	1,078	1,185	1,271	1,216	1,317	1,410	1,573	1,604	1,557

Recommended blinds and shutters

	MSL 5060	DSL Standard Collection	CK02	CK04	CK06	FK06	MK04	MK06	MK08	PK08	SK06	UK04
Solar Anti-heat blind (exterior)	290		310	320	332	330	346	366	396	402	398	
Solar Blackout blind (interior)		188	194	204	210	206	214	222	236	240	244	

All prices in EUR (€)
Find all sizes and prices at velux.ie

  Rain sensor integrated in the roof window

Now with 10 years extended guarantee*



Free App Control gateway now included. Claim yours through the VELUX ACTIVE app. Learn more at velux.ie/freeapp

Electric centre-pivot

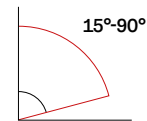
Centre-pivot roof window: GGU and GGL

Open the roof window with the easy-to-use wireless Wall Switch for ultimate convenience. The integrated rain sensor automatically closes the roof window when the weather changes, so you never have to worry about leaving the roof window open when airing out.

- Fully integrated motor that operates almost silently when opening or closing the roof window.
- Basic Wall Switch included, see page 24.
- Automatic rain sensor closes the roof window when it rains.
- Provides fresh air, better indoor comfort and home security.

* Read more on page 12.

Roof pitch



Interior finish options

Recommended
White maintenance-free
 The most durable and robust finish that is completely maintenance-free

Glazing options

	Double glazing --70	Triple glazing --68	Triple glazing --66
Rain noise reduction	✓	✓	✓
Safety lamination	✓	✓	✓
Toughened glass	✓	✓	✓
UV filter	✓	✓	✓
Easy-to-clean			✓
Anti-dew			✓

Thermal transmittance of glazing (U_g-value)

1.0 0.7 0.6


Read more about glazing specifications on page 170.


Blinds and shutters

- Consider interior blinds for light control, and exterior anti-heat blinds or shutters for added heat protection.

Read more on page 103.

Intelligent home control

 Combine your solar and electric products with our intelligent home control solutions for multiple operation, scheduling and automation.

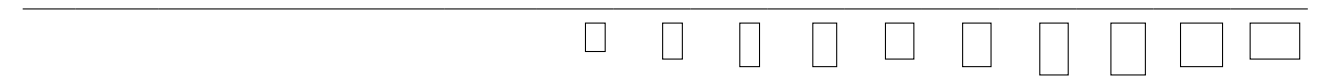
 Free App Control included. Read more at velux.ie/freeapp

Transform with daylight

- A single roof window is ideal for small rooms. For bigger rooms, we recommend roof window combinations.



External frame sizes (w×h) cm	U _w -VALUE W/m ² K	CK02 55×78	CK04 55×98	CK06 55×118	FK06 66×118	MK04 78×98	MK06 78×118	MK08 78×140	PK08 94×140	SK06 114×118	UK04 134×98
-------------------------------	---	---------------	---------------	----------------	----------------	---------------	----------------	----------------	----------------	-----------------	----------------



White maintenance-free

	GGU 007021U	GGU 006821U	GGU 006621U
 Electric	1.3 903 930 951 1,009 972 1,041 1,105 1,216 1,238 1,206	1.1 1,018 1,052 1,078 1,151 1,105 1,191 1,271 1,410 1,437 1,397	1.0 1,115 1,154 1,185 1,271 1,216 1,317 1,410 1,573 1,604 1,557

Recommended blinds and shutters

Model	Product	290	310	320	332	330	346	366	396	402	398
MML 5060	Electric Anti-heat blind (exterior)										
DML Standard Collection	Electric Blackout blind (interior)	188	194	204	210	206	214	222	236	240	244

All prices in EUR (€)
 Find all sizes and prices at velux.ie



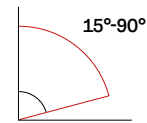
Manual centre-pivot

Centre-pivot roof window: GGU and GGL



The classic VELUX roof window is operated by a neatly designed and convenient top control bar that allows you to open and close the roof window even with furniture placed underneath it. It also features a ventilation flap so you can air out your space while the roof window is closed.

- Convenient top opening with integrated ventilation.
- Ventilation filter protects against dust and insects.
- Easy to rotate the roof window and clean the outer glass.
- Easily add blinds by simply clicking them into the patented mounting brackets.







Roof pitch



Interior finish options

	Recommended
	White maintenance-free The most durable and robust finish that is completely maintenance-free
	White painted High quality natural pine treated with a water-based white paint for a discreet wood grain look

Glazing options

	Double glazing --70	Triple glazing --68	Triple glazing --66	Triple glazing --62
 Rain noise reduction	✓	✓	✓	✓
 Safety lamination	✓	✓	✓	✓
 Toughened glass	✓	✓	✓	✓
 UV filter	✓	✓	✓	✓
 Easy-to-clean			✓	
 Anti-dew			✓	✓

Thermal transmittance of glazing (U _g -value)	1.0	0.7	0.6	0.5

Read more about glazing specifications on page 170.

Blinds and shutters

- Consider interior blinds for light control, and exterior anti-heat blinds or shutters for added heat protection.

Read more on page 103.

Out-of-reach











- If your roof window is out-of-reach, VELUX recommends a solar or electric roof window.

Read more on page 30.


Transform with daylight

- A single roof window is ideal for small rooms. For bigger rooms, we recommend roof window combinations.




External frame sizes (w×h) cm	U _w -VALUE	CK02	CK04	CK06	FK06	MK04	MK06	MK08	PK08	SK06	UK04
	W/m ² K	55×78	55×98	55×118	66×118	78×98	78×118	78×140	94×140	114×118	134×98
											

White maintenance-free

 Manual	GGU 0070	1.3	462	489	510	568	531	600	664	775	797	765
	GGU 0068	1.1	577	611	637	710	664	750	830	969	996	956
	GGU 0066	1.0	674	713	744	830	775	876	969	1,132	1,163	1,116
	GGU 0062	0.92	804	850	887	989	924	1,044	1,155	1,349	1,386	-
	GGU 0070Q*	1.3	622	649	-	728	691	760	824	935	957	925

White painted



 Manual	GGL 2070	1.3	411	434	453	505	472	533	590	689	708	680
	GGL 2068	1.1	513	543	566	631	590	667	738	861	885	850
	GGL 2066	1.0	600	634	662	737	689	779	861	1,006	1,034	992
	GGL 2062	0.96	715	756	788	879	821	928	1,027	1,199	1,232	-
	GGL 2070Q*	1.3	571	594	-	665	632	693	750	849	868	840

Recommended blinds and shutters

MSL 5060	Solar Anti-heat blind (exterior)	290	310	320	332	330	346	366	396	402	398
DSL Standard Collection	Solar Blackout blind (interior)	188	194	204	210	206	214	222	236	240	244
DKL Standard Collection	Manual Blackout blind (interior)	82	88	98	104	100	108	116	130	134	138

* Special enhanced security window fitted with toughened laminated glass combined with a reinforced construction and extra locks.

All prices in EUR (€)
Find all sizes and prices at velux.ie

  Rain sensor integrated in the roof window

Now with 10 years extended guarantee*



Free App Control gateway now included. Claim yours through the VELUX ACTIVE app. Learn more at velux.ie/freeapp

Electric top-hung

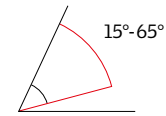
Top-hung roof window: GPU

This electrically operated top-hung roof window is designed for a panoramic view. With one touch of the Wall Switch, the roof window opens outwards, giving you a balcony-like feeling. The integrated rain sensor automatically closes the roof window when the weather changes, so you never have to worry about leaving the roof window open when airing out.


- Automatic rain sensor closes the roof window when it rains.
- Full 45° opening allows for stunning views.
- Provides fresh air, better indoor comfort and home security.
- Basic Wall Switch included, see page 24.

* Read more on page 12.

Roof pitch



Interior finish options

	Recommended White maintenance-free The most durable and robust finish that is completely maintenance-free
--	---

Glazing options

	Double glazing --70	Triple glazing --66
 Rain noise reduction	✓	✓
 Safety lamination	✓	✓
 Toughened glass	✓	✓
 UV filter	✓	✓
 Easy-to-clean		✓
 Anti-dew		✓
Thermal transmittance of glazing (U _g -value)	1.0	0.6

Read more about glazing specifications on page 170.

Compatibility


- VELUX electric top-hung roof window is only compatible with manual or solar-powered blinds.
- Not compatible with twin flashings and insulated replacement flashings.


Blinds and shutters

- Consider interior blinds for light control, and exterior anti-heat blinds or shutters for added heat protection.

Read more on page 103.

Intelligent home control









 Combine your VELUX electric products with our intelligent home control solutions for multiple operation, scheduling and automation.

 Free App Control included. Read more at velux.ie/freeapp

Transform with daylight

- A single roof window is ideal for small rooms. For bigger rooms, we recommend roof window combinations.



External frame sizes (w×h) cm	U _w -VALUE	FK06	FK08	MK06	MK08	PK06	PK08	SK06	SK08
	W/m² K	66×118	66×140	78×118	78×140	94×118	94×140	114×118	114×140
									

White maintenance-free

Electric	GPU 007021U	1.3	1,341	1,394	1,373	1,437	1,437	1,548	1,570	1,617
			GPU 006621U	1.0	1,603	1,680	1,649	1,742	1,742	1,905

Profile set*

	WK06	WK08	WK06	WK08	WK06	WK08	WK06	WK08
ZWP WK06 0000	56	-	56	-	56	-	56	-
ZWP WK08 0000	-	58	-	58	-	58	-	58

Recommended blinds and shutters

MML 5060**	Electric Anti-heat blind (exterior)	332	346	346	366	376	396	402	432
DSL Standard Collection	Solar Blackout blind (interior)	210	214	214	222	224	236	240	246

* For installations (EDN, EDJ, flashings kits). Required for all recessed installations of electric top-hung roof windows.

** ZOZ 229S needed for installation on GPU electric.

All prices in EUR (€)
Find all sizes and prices at velux.ie



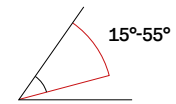
Manual top-hung

Top-hung roof window: GPU and GPL

Use the elegant handle at the bottom to open the roof window outwards, lean out and enjoy an undisturbed panoramic view of the outdoors with the VELUX top-hung roof window. The outward-opening roof window creates a balcony-like feel when opened and is our recommended choice for loft conversions. It also features a ventilation bar, allowing you to air out your space while the roof window remains closed.



- Easy opening for a pleasing panoramic view.
- Ventilation filter protects against dust and insects.
- Easy to rotate the roof window and clean the outer glass.
- Easily add blinds by simply clicking them into the pre-fitted mounting brackets.

Roof pitch









Suitable for roof pitches between 15° and 55°
Also suitable for roof pitches between 55° and 75° with special springs. Please specify when ordering

Interior finish options

	Recommended
	White maintenance-free The most durable and robust finish that is completely maintenance-free
	White painted High quality natural pine treated with a water-based white paint for a discreet wood grain look

Glazing options

	Double glazing --70	Triple glazing --68	Triple glazing --66
 Rain noise reduction	✓	✓	✓
 Safety lamination	✓	✓	✓
 Toughened glass	✓	✓	✓
 UV filter	✓	✓	✓
 Easy-to-clean			✓
 Anti-dew			✓

Thermal transmittance of glazing (U_g-value)

1.0 0.7 0.6

Read more about glazing specifications on page 170.

Blinds and shutters

- Consider interior blinds for light control, and exterior anti-heat blinds or shutters for added heat protection.

Read more on page 103.

Out-of-reach

- If your roof window is out-of-reach, VELUX recommends solar or electric roof windows.

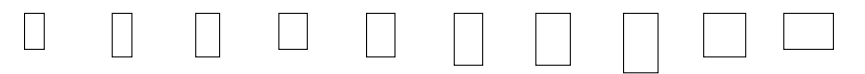
Read more on page 30.

Transform with daylight


- A single roof window is ideal for small rooms. For bigger rooms, we recommend roof window combinations.



External frame sizes (w×h) cm	U _w -VALUE W/m ² K	CK04	CK06▲	FK06▲	MK04▲	MK06▲	MK08▲	PK08▲	PK10▲	SK06▲	UK04▲
-------------------------------	--	------	-------	-------	-------	-------	-------	-------	-------	-------	-------



White maintenance-free

 Manual	GPU 0070	1.3	703	724	782	745	814	878	989	1,032	1,011	-
	GPU 0068	1.1	825	851	924	878	964	1,044	1,183	1,236	1,210	-
	GPU 0066	1.0	927	958	1,044	989	1,090	1,183	1,346	1,408	1,377	-
	GPU 0062	0.96	1,064	1,101	1,203	1,138	1,258	1,369	1,563	1,637	1,600	-

White painted

 Manual	GPL 2070	1.3	648	667	719	686	747	804	903	941	922	894
	GPL 2068	1.1	757	780	845	804	881	952	1,075	1,123	1,099	1,064
	GPL 2066	1.0	848	876	951	903	993	1,075	1,220	1,275	1,248	1,206

Recommended blinds and shutters

MSL 5060	Solar Anti-heat blind (exterior)	310	320	332	330	346	366	396	416	402	398
DSL Standard Collection	Solar Blackout blind (interior)	194	204	210	206	214	222	236	244	240	244
DKL Standard Collection	Manual Blackout blind (interior)	88	98	104	100	108	116	130	138	134	138

▲ Sizes suitable for emergency escape requirements.

All prices in EUR (€)
Find all sizes and prices at velux.ie



Roof pitch



Interior finish options



White painted
High quality natural pine treated with a water-based white paint for a discreet wood grain look

Glazing options

	Triple glazing --15
Rain noise reduction	✓
Safety lamination	✓
Toughened glass	✓
UV filter	✓
Easy-to-clean	
Anti-dew	

Thermal transmittance of glazing (U_g -value) 0.7

Read more about glazing specifications on page 170.

Blinds and shutters

- Consider interior blinds for light dimming or blackout.

Read more on page 103.

Upgrade to a solar roof window

- Upgrade to a solar roof window with the conversion kit (KSX). Includes a rain sensor that closes the roof window when it rains.
- Compatible with all sizes except SK01.

Read more on page 158.

Transform with daylight

- The Low pitch roof window is ideal for single-storey extensions and allows daylight to reach deeper into your home than a vertical roof window.

Manual centre-pivot for low pitch roofs

Made for homes with low pitches (10°-20°): GBL

Perfect for bringing daylight and fresh air into single-storey extensions, the Low pitch roof window is the best solution for roofs with a pitch between 10°-20°. The product is designed to be fully watertight at a low pitch and features glass-to-edge technology, ensuring a seamless and aesthetic installation.

- Tested in one of northern Europe's largest wind tunnels for wind and water resistance.
- Fast and simple installation.
- Compatible with VELUX interior blinds and exterior anti-heat shutters.
- Suitable for interlocking profiled tiles ranging from 15mm to 120mm, approved for roof pitches between 10° and 20°.



External frame sizes (w×h) cm	U _w -VALUE	CK04	MK04	MK06	MK08	PK04	SK01	SK06
	W/m² K	55×98	78×98	78×118	78×140	94×98	114×70	114×118



White painted

Manual	GBL S10G03*	1.3	728	798	885	970	902	1,022	1,142
--------	-------------	-----	-----	-----	-----	-----	-----	-------	-------

Recommended blinds and shutters

DKL Standard Collection	Manual Blackout blind (interior)	88	100	108	116	114	124	134
-------------------------	----------------------------------	----	-----	-----	-----	-----	-----	-----

* Package includes roof window, flashing, Insulation BDX and Underfelt collar BFX suitable for installation into profiled tiles up to 120mm.

All prices in EUR (€)
Find all sizes and prices at velux.ie



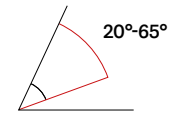
Heritage conservation roof window

Ideal for heritage, conservation and historical properties: GCL

The Heritage conservation roof window is designed to be in keeping with heritage aesthetics of historical buildings. Slim, elegant and sitting flush to the slates, it blends beautifully into the roofing materials. Thoughtfully co-created with Architects and Conservation Officers, it enhances modern living, while maintaining the building's original character.

- Sleek, slim-fit profile for an appearance in line with historic heritage.
- Authentic top-hung design.
- Crafted glass-to-edge technology for a clean appearance.
- Central glazing bar for period authenticity.
- Flashing set for slate, plain and profiled tile roofs, for effortless installation (no need for manual lead flashing).
- Original hand-winder for natural ventilation.

Roof pitch



Interior finish options



Glazing options

Glazing options	Double glazing --01
Rain noise reduction	✓
Safety lamination	✓
Toughened glass	✓
UV filter	✓
Easy-to-clean	✓
Anti-dew	

Thermal transmittance of glazing (U_g -value) 1.1

Read more about glazing specifications on page 170.

Blinds

- Compatible with translucent and blackout pleated blinds FHL and FHC for full control over light levels.

Read more on page 103.

Installation

- Flashing set for easier and faster installation, no time-consuming customisation with lead required.
- Can be installed from the inside or outside for ultimate convenience.

Read more on page 83.

Transform with daylight

- The Heritage conservation roof window is ideal for transforming traditional spaces. Install one roof window in small rooms and combine more roof windows in larger rooms.



External frame sizes (w×h) cm	U_w -value W/m ² K	CC04	CC06	FC06	FC08	MC06	MC08	PC08	SC08	SC10
		55×98	55×118	66×118	66×140	78×118	78×140	94×140	114×140	114×160

Top-hung white painted

Manual	GCL 2501H	1.3	868	906	1,010	1,104	1,067	1,180	1,378	1,501	1,661
--------	-----------	-----	-----	-----	-------	-------	-------	-------	-------	-------	-------

Pro flashing set including Underfelt collar (BFX)

EDU 1500	For slate or plain tiles up to 14mm	203	212	228	240	240	256	285	301	313
NEW EDV 1500	For profiled roofing materials up to 90mm	203	212	228	240	240	256	285	301	313

Recommended interior blinds

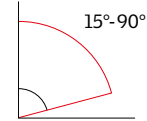
Manual	FHC Standard	Blackout energy pleated blinds	114	126	134	140	140	150	168	182	202
Manual	FHL Standard	Translucent pleated blinds	102	112	118	124	124	132	148	162	180

All prices in EUR (€)
Find all sizes and prices at velux.ie

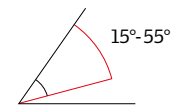


Roof pitch

Centre-pivot



Top-hung



The roof window is suitable for roof pitches between 15°-55°, also suitable for roof pitches between 55° and 75° with special springs

Interior finish options



White painted
High quality natural pine treated with a water-based white paint for a discreet wood grain look

Glazing options

	Double glazing --70
Rain noise reduction	✓
Safety lamination	✓
Toughened glass	✓
UV filter	✓
Easy-to-clean	
Anti-dew	
Thermal transmittance of glazing (U_g -value)	1.0

Read more about glazing specifications on page 170.

Blinds and shutters

- Consider interior blinds for light control, and exterior anti-heat blinds or shutters for added heat protection.

Read more on page 103.

Upgrade to a solar roof window

- Upgrade to a solar-powered roof window with the conversion kit (KSX). Includes a rain sensor that closes the roof window when it rains.
- Compatible with centre-pivot Conservation roof windows (GGL).

Read more on page 158.

Conservation roof window

The contemporary choice for traditional properties: GGL H and GPL H

The Conservation roof window is the perfect combination of the past and present. The roof window's black exterior profile and glazing bar blend seamlessly into the roof to match the building's original characteristics.

Its additional features offer you the same convenience as a standard VELUX roof window.

- Traditional external appearance.
- Centre-pivot option for easy operation.
- Top-hung option available for uninterrupted panoramic views.
- Top control bar with integrated ventilation.
- Fresh air even when the window is closed.
- Pivot function for easy cleaning.



External frame sizes (w×h) cm	U _w -VALUE	CK04	CK06	FK06	MK06	MK08	UK04
	W/m ² K	55×98	55×118	66×118	78×118	78×140	134×98

Centre-pivot white painted

		U _w	CK04	CK06	FK06	MK06	MK08	UK04	
	GGL SD5N2	GGL 2570 roof window + EDN recessed flashing for slate up to 8mm thick (min 20°)	1.3	837	867	960	948	1,025	1,148
	GGL S15P01	GGL 2570 roof window + EDP flashing for plain tiles up to 14mm thick (min 25°)	1.3	742	768	854	837	906	1,148
	GGL S15W01	GGL 2570 roof window + EDW flashing for tiles up to 120mm in profile (min 15°)	1.3	742	768	854	837	906	1,148
	GGL SD5J2	GGL 2570 roof window + EDJ recessed flashing for tiles up to 90mm in profile (min 20°)	1.3	830	860	953	941	1,017	1,279

Top-hung white painted

		U _w	CK04	CK06	FK06	MK06	MK08	UK04	
	GPL SD5N2	GPL 2570 roof window + EDN recessed flashing for slate up to 8mm thick (min 20°)	1.3	-	-	-	-	1,239	-
	GPL S15P01	GPL 2570 roof window + EDP flashing for plain tiles up to 14mm thick (min 25°)	1.3	-	-	-	-	1,120	-
	GPL S15W01	GPL 2570 roof window + EDW flashing for tiles up to 120mm in profile (min 15°)	1.3	-	-	-	-	1,120	-
	GPL SD5J2	GPL 2570 roof window + EDJ recessed flashing for tiles up to 90mm in profile (min 20°)	1.3	-	-	-	-	1,231	-

Recommended blinds and shutters

DKL Standard Collection	Manual Blackout blind (interior)	88	98	104	108	116	138

All prices in EUR (€)
Find all sizes and prices at velux.ie

Get the view

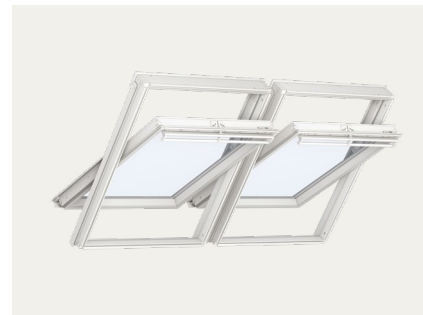
Roof windows

Combine your roof windows

Add additional roof windows and instantly improve the feeling of space and openness in your home.

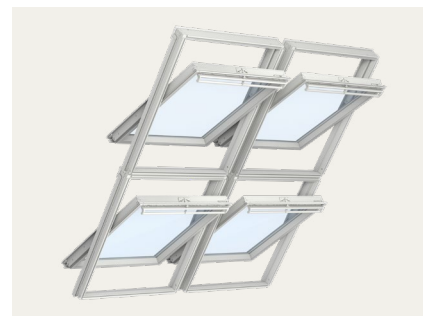
It is easy to combine multiple roof windows to expand your view and bring more daylight and fresh air into your home. Select from our recommended solutions or create your own from virtually any combination of VELUX roof windows.

- Create a solution that meets your specific needs.
- Enjoy enhanced views and more daylight.
- Give your home a feeling of spaciousness.



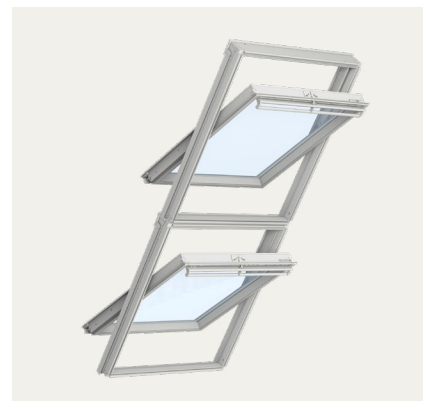
Integrated side-by-side and triple

Add extra wow factor to your room with our side-by-side and triple combinations. These solutions feature adjacent roof windows that give your room even more daylight so you can enjoy a panoramic view to the world outside.



Quattro

This four-window solution creates a stunning centrepiece around your outdoor view and dramatically increases the amount of daylight and sense of spaciousness in your room.



Duo

Ideal for narrow spaces, such as above stairs, this solution maximises daylight in often dark and overlooked spaces. Enhance the feeling of spaciousness and create a beautiful architectural feature.





Integrated side-by-side

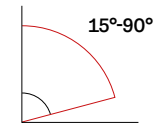
An integrated solution with no intrusive rafter

Where there is room for one roof window, there is often room for two. The VELUX Integrated side-by-side solution features adjacent roof windows that create a stunning architectural feature. Flood your room with light and enjoy a feeling of spaciousness.

By trimming the rafter, you reduce the amount of protruding wall between the roof windows to ensure a more integrated roof window with an elegant end result.

The all-in-one installation package contains everything you need for hassle-free installation, including a flat click-on cover plate for the frame gap between the roof windows.

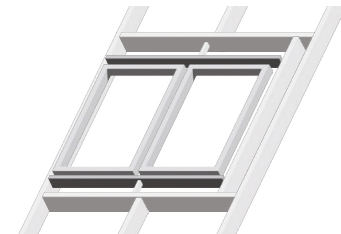
Roof pitch



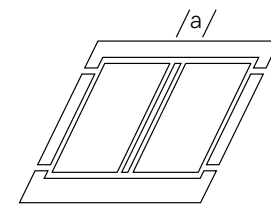
EBW / EKW 15° - 90°
EBL / EKL 15° - 90°

Details

- The Integrated side-by-side provides a more elegant finish with no intrusive rafter between the roof windows.
- Installation principle in roof construction.



Flashing



The flashing set contains

- Flashing
- Insulation collar, BDX
- Underfelt collar, BFX
- Cover plate
- Bearing beams

Blinds and shutters

- Consider interior blinds for light control, and exterior anti-heat blinds or shutters for added heat protection.

Read more on page 103.

Intelligent home control

Combine your VELUX solar and electric products with our intelligent home control solutions for multiple operation, scheduling and automation.

Read more on page 24.

Transform with daylight

- The Integrated side-by-side solution is recommended for medium-sized rooms.



Popular combinations

	UNITS	FK06	MK04	MK06	MK08	PK06	PK08	PK10	SK06	SK08	UK04	UK08
Individual external frame sizes (w×h) cm		66×118	78×98	78×118	78×140	94×118	94×140	94×160	114×118	114×140	134×98	134×140

Roof window example

GGU 0070	2	568	531	600	664	664	775	818	797	844	765	929
----------	---	-----	-----	-----	-----	-----	-----	-----	-----	-----	-----	-----

Flashing for 18mm frame distance

EBW 4021B2*	For profiled roofing material up to 120mm	1	620	612	647	687	711	748	773	767	810	796	865
EBL 4021B2*	For slate up to 8mm thick	1	620	612	647	687	711	748	773	767	810	796	865

Flashing for 100mm frame distance

EKW 4021E2*	For profiled roofing material up to 120mm	1	599	591	624	663	686	721	745	740	782	768	834
EKL 4021E2*	For slate up to 8mm thick	1	599	591	624	663	686	721	745	740	782	768	834

Total price example

Roof windows and flashings	3	1,756	1,674	1,847	2,015	2,039	2,298	2,409	2,361	2,498	2,326	2,723
----------------------------	---	-------	-------	-------	-------	-------	-------	-------	-------	-------	-------	-------

Recommended blinds and shutters

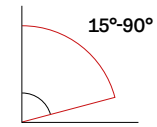
MSL 5060	Solar Anti-heat blind (exterior)	2	332	330	346	366	376	396	416	402	432	398	464
----------	----------------------------------	---	-----	-----	-----	-----	-----	-----	-----	-----	-----	-----	-----

* Includes installation products (BDX 2000, bearing beams and cover plate).

All prices in EUR (€)
Find all flashing types, sizes and prices at velux.ie



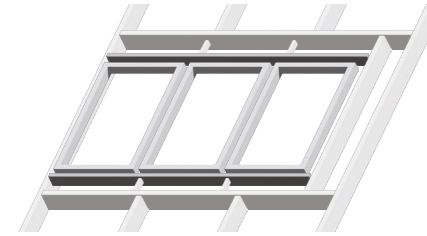
Roof pitch



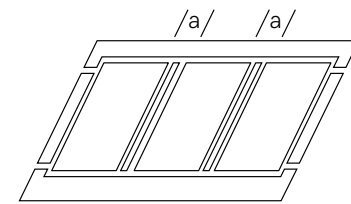
EBW / EKW 15° - 90°
EBL / EKL 15° - 90°

Details

- The Integrated triple solution provides a more elegant finish with no intrusive rafter between the roof windows.
- Installation principle in roof construction.



Flashing



The flashing set contains

- Flashing
- Insulation collar, BDX
- Underfelt collar, BFX
- Cover plates
- Bearing beams

Blinds and shutters

- Consider interior blinds for light control, and exterior anti-heat blinds or shutters for added heat protection.

Read more on page 103.

Intelligent home control

Combine your VELUX solar and electric products with our intelligent home control solutions for multiple operation, scheduling and automation.

Read more on page 24.

Transform with daylight

- The Integrated triple solution is recommended for medium to large rooms.

Integrated triple

An integrated solution with no intrusive rafters

Add extra wow factor to your room with the VELUX Integrated triple solution. This solution features three adjacent roof windows to give your room even more daylight so you can enjoy a widescreen panoramic view to the world outside.

By trimming the rafter, you reduce the protruding wall between the roof windows, resulting in a more integrated look and an elegant end result.

The all-in-one installation package contains everything you need for hassle-free installation, including flat click-on cover plates for frame gaps between the roof windows.



Popular combinations

	UNITS	FK06	MK04	MK06	MK08	PK08	PK10	SK06	UK04	UK08
Individual external frame sizes (w×h) cm		66×118	78×98	78×118	78×140	94×140	94×160	114×118	134×98	134×140

Roof window example

GGU 0070	3	568	531	600	664	775	818	797	765	929
----------	---	-----	-----	-----	-----	-----	-----	-----	-----	-----

Flashing for 18mm frame distance

EBW 4031B2*	For profiled roofing material up to 120mm	1	1,024	1,009	1,071	1,140	-	-	-	-
EBL 4031B2*	For slate up to 8mm thick	1	1,024	1,009	1,071	1,140	-	-	-	-

Flashing for 100mm frame distance

EKW 4031E2*	For profiled roofing material up to 120mm	1	992	977	1,037	1,104	-	-	-	-	
EKL 4031E2*	For slate up to 8mm thick	1	992	977	1,037	1,104	-	-	-	-	
EKW 3031E2**	For profiled roofing material up to 120mm	1	-	-	-	-	938	980	898	895	1,013
EKL 3031E2**	For slate up to 8mm thick	1	-	-	-	-	938	980	898	895	1,013

Total price example

Roof windows, flashings and installation products	4	2,696	2,570	2,837	3,096	3,263	3,434	3,289	3,190	3,800
---	---	-------	-------	-------	-------	-------	-------	-------	-------	-------

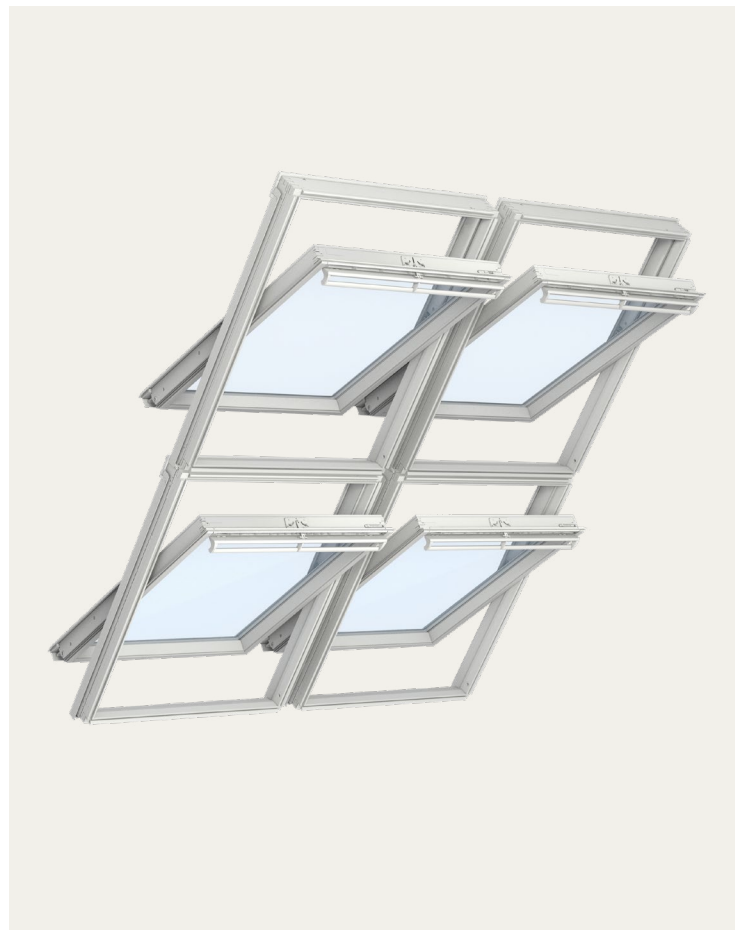
Recommended blinds and shutters

MSL 5060	Solar Anti-heat blind (exterior)	3	332	330	346	366	396	416	402	398	464
----------	----------------------------------	---	-----	-----	-----	-----	-----	-----	-----	-----	-----

* Includes installation products (BDX 2000, bearing beams and cover plates).

** Includes installation products (BDX 2000 and cover plates).

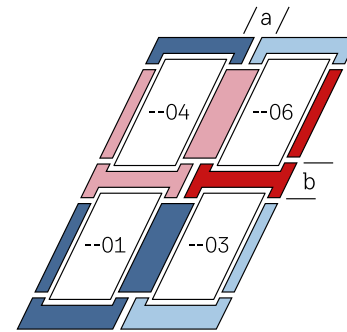
All prices in EUR (€)
Find all flashing types, sizes and prices at velux.ie



Roof pitch



Combination elements



For combination and frame distance see page 94.

Fully customisable

- Available in centre-pivot and top-hung variants.
- Choose from a wide range of sizes.
- Available in our recommended finish white maintenance-free, and white painted finish.

Blinds and shutters

- Consider interior blinds for light control, and exterior anti-heat blinds or shutters for added heat protection.

Read more on page 103.

Intelligent home control

Combine your VELUX solar and electric products with our intelligent home control solutions for multiple operation, scheduling and automation.

Read more on page 24.

Flashing

- For further flashing information read more on page 83.

Transform with daylight

- The Quattro combination is recommended for large rooms.

Quattro

Double-height expansive view

The VELUX Quattro combination takes the traditional side-by-side installation and doubles it for even more daylight and fantastic floor-to-ceiling views. This four-window solution creates a dramatic centrepiece, increasing the amount of daylight and the feeling of spaciousness in your room.

- Floor-to-ceiling views and more daylight.
- Increases the feeling of spaciousness.



Popular combinations

	UNITS	FK06	MK04	MK06	MK08	PK06	PK08	PK10	SK06	SK08	UK04	UK08
Individual external frame sizes (w×h) cm		66×118	78×98	78×118	78×140	94×118	94×140	94×160	114×118	114×140	134×98	134×140

Roof window example

GGU 0070	4	568	531	600	664	664	775	818	797	844	765	929
----------	---	-----	-----	-----	-----	-----	-----	-----	-----	-----	-----	-----

Flashing for 100mm frame distance

EKW S0229	For profiled roofing material up to 120mm	1	677	677	711	758	807	846	874	839	895	895	962
EKL S0225	For slate up to 8mm thick	1	677	677	711	758	807	846	874	839	895	895	962

Total price example

Roof windows and flashings	5	2,949	2,801	3,111	3,414	3,463	3,946	4,146	4,027	4,271	3,955	4,678
----------------------------	---	-------	-------	-------	-------	-------	-------	-------	-------	-------	-------	-------

Recommended blinds and shutters

MSL 5060	Solar Anti-heat blind (exterior)	4	332	330	346	366	376	396	416	402	432	398	464
----------	----------------------------------	---	-----	-----	-----	-----	-----	-----	-----	-----	-----	-----	-----

All prices in EUR (€)
Find all flashing types, sizes and prices at velux.ie



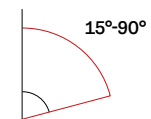
Duo

Ideal for narrow rooms

For narrow spaces, such as above stairs, a Duo combination of two VELUX roof windows draws more daylight deep into the room. By adding an additional roof window, you can enhance the feeling of spaciousness, maximise natural light and create an architectural feature in otherwise dark and overlooked spaces.

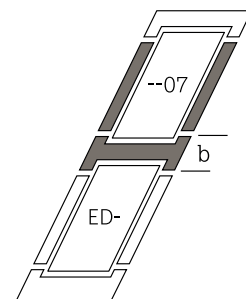
- Enhanced views and more daylight.
- Increases the feeling of spaciousness.

Roof pitch



EKW 15° - 90°
EKL 15° - 90°

Combination elements



For combination and frame distance see page 94.

Fully customisable

- Available in centre-pivot and top-hung variants.
- Choose from a wide range of sizes.
- Available in our recommended finish white maintenance-free, and white painted finish.

Blinds and shutters

- Consider interior blinds for light control, and exterior anti-heat blinds or shutters for added heat protection.

Read more on page 103.

Intelligent home control

Combine your VELUX solar and electric products with our intelligent home control solutions for multiple operation, scheduling and automation.

Read more on page 24.

Flashing

- For further flashing information read more on page 83.

Transform with daylight

- The Duo combination is recommended for narrow spaces like staircases.



Popular combinations

	UNITS	FK06	MK04	MK06	MK08	PK06	PK08	PK10	SK06	SK08	UK04	UK08
Individual external frame sizes (w×h) cm		66×118	78×98	78×118	78×140	94×118	94×140	94×160	114×118	114×140	134×98	134×140

Roof window example

GGU 0070	2	568	531	600	664	664	775	818	797	844	765	929
----------	---	-----	-----	-----	-----	-----	-----	-----	-----	-----	-----	-----

Flashing

			FK06	MK04	MK06	MK08	PK06	PK08	PK10	SK06	SK08	UK04	UK08
EKW S00W02	For profiled roofing material up to 120mm	1	325	325	342	364	387	406	420	403	430	430	462
EKL S00L02	For slate up to 8mm thick	1	325	325	342	364	387	406	420	403	430	430	462

Total price example

Roof windows, flashings and installation products	3	1,461	1,387	1,542	1,692	1,715	1,956	2,056	1,997	2,118	1,960	2,320
---	---	-------	-------	-------	-------	-------	-------	-------	-------	-------	-------	-------

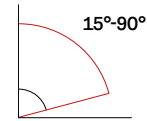
Recommended blinds and shutters

MSL 5060	Solar Anti-heat blind (exterior)	2	332	330	346	366	376	396	416	402	432	398	464
----------	----------------------------------	---	-----	-----	-----	-----	-----	-----	-----	-----	-----	-----	-----

All prices in EUR (€)
Find all flashing types, sizes and prices at velux.ie



Roof pitch



Glazing options	Double glazing --70	Triple glazing --68	Triple glazing --66
Rain noise reduction	✓	✓	✓
Safety lamination	✓	✓	✓
Toughened glass	✓	✓	✓
UV filter	✓	✓	✓
Easy-to-clean			✓
Anti-dew			✓
Thermal transmittance of glazing (U _g -value)	1.0	0.7	0.6

Read more about glazing specifications on page 170.

Blinds and shutters

- Consider interior blinds for light control, and exterior anti-heat blinds or shutters for added heat protection.

Read more on page 103.

Transform with daylight

- This solution is recommended where you want floor-to-ceiling daylight. Combine two or three sloping extensions for even more effect.

Sloping and fixed

A sleek solution to increase your view: GIU and GIL

Extend your views with a fixed roof window element that blends seamlessly with the roof window. The window element fills the sloping space between the floor and the bottom of the roof window to provide more expansive views and more natural daylight.

This is the ideal choice if you want to maximise your roof window area.

- Slim connection.
- Daylight extension.
- Suitable for all rooms.

External frame sizes (w×h) cm	U _w -VALUE W/m ² K	FK34	MK34	PK34	SK34	UK34
-------------------------------	---	------	------	------	------	------



White maintenance-free

GIU 0070	1.3	666	841	876	967	1,009
GIU 0068	1.1	832	1,051	1,095	1,209	1,262
GIU 0066	1.0	972	1,228	1,279	1,412	1,474

White painted

GIL 2070	1.3	-	748	779	860	897
GIL 2068	1.1	-	935	974	1,075	1,121
GIL 2066	1.0	-	1,092	1,137	1,255	1,310

All prices in EUR (€)
Find all types, sizes and prices at velux.ie



Popular combinations

External frame sizes (w×h) cm	UNITS	FK06	MK04	MK06	MK08	PK06	PK08	PK10	SK06	SK08	UK04	UK08
		66×118	78×98	78×118	78×140	94×118	94×140	94×160	114×118	114×140	134×98	134×140

Upper element, roof window example

GGU 0070	1	568	531	600	664	664	775	818	797	844	765	929
----------	---	-----	-----	-----	-----	-----	-----	-----	-----	-----	-----	-----

Pro+ flashing set including Insulation collar (BDX) and Underfelt collar (BFX)

EDW 2000	For profiled roofing material up to 120mm	1	134	134	141	150	159	167	173	166	177	177	190
EDL 2000	For slate up to 8mm thick	1	134	134	141	150	159	167	173	166	177	177	190

External frame sizes (w×h) cm	UNITS	FK34	MK34	PK34	SK34	UK34
		66×92	78×92	94×92	114×92	134×92

Lower fixed element example

GIU 0070	1	666	841	876	967	1,009
----------	---	-----	-----	-----	-----	-------

Flashing for lower fixed element

		UNITS	FK34	MK34	PK34	SK34	UK34
ETW WK34 2000*	For profiled roofing material up to 120mm	1			89		
ETL WK34 2000*	For slate up to 8mm thick	1			89		

Total price example

Roof window (GGU 0070+GIU 0070), flashing (EDW 2000+ETW 2000)	4	1,457	1,595	1,671	1,744	1,788	1,907	1,956	2,019	2,077	2,040	2,217
---	---	-------	-------	-------	-------	-------	-------	-------	-------	-------	-------	-------

Recommended blinds and shutters

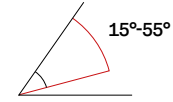
MSI 5060	Solar Anti-heat blinds (exterior)	1	626	652	668	688	746	766	786	818	848	842	908
----------	-----------------------------------	---	-----	-----	-----	-----	-----	-----	-----	-----	-----	-----	-----

* Pro+ flashing set includes Insulation collar (BDX) and Underfelt collar (BFX).

All prices in EUR (€)
Find all sizes and prices at velux.ie



Roof pitch



Glazing options

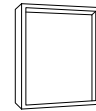
	Double glazing --70	Triple glazing --68	Triple glazing --66
Rain noise reduction	✓	✓	✓
Safety lamination	✓	✓	✓
Toughened glass	✓	✓	✓
UV filter	✓	✓	✓
Easy-to-clean			✓
Anti-dew			✓

Thermal transmittance of glazing (U_g-value) 1.0 0.7 0.6

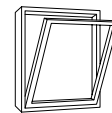
Read more about glazing specifications on page 170.

Details

Fixed element VIU



Bottom-hung opening inwards VFE



Sloping and vertical

Vertical façade extension for increased view: VIU and VFE

Extend your view with a fixed or openable, vertical roof window element. The additional window element fills the vertical space between the floor and the bottom of the roof window to provide a more expansive view and more natural daylight.

This is the ideal choice if you have a one and a half-storey home and want to maximise your roof window area.

- Extra façade view and daylight.
- Fixed or opening roof window elements.

Blinds and shutters

- Consider interior blinds for light control, and exterior anti-heat blinds or shutters for added heat protection.

Read more on page 103.

Transform with daylight

- This solution is recommended where you want floor-to-ceiling daylight. Combine two or three vertical extensions for even more effect.

External frame sizes (w×h) cm	U _w -VALUE W/m² K	MK35 78×95	PK35 94×95	SK35 114×95	UK35 134×95

White maintenance-free

VIU 0070	Fixed	1.3	727	852	978	1,027
VIU 0068	Fixed	1.1	908	1,065	1,222	1,284
VIU 0066	Fixed	1.0	1,061	1,244	1,428	1,499

White painted

VFE 2070	Bottom-hung opening inwards	1.3	800	939	1,077	1,131
VFE 2068	Bottom-hung opening inwards	1.1	1,000	1,173	1,346	1,414
VFE 2066	Bottom-hung opening inwards	1.0	1,168	1,370	1,573	1,651

All prices in EUR (€)
Find all sizes and prices at velux.ie



Popular combinations

External frame sizes (w×h) cm	UNITS	MK04 78×98	MK06 78×118	MK08 78×140	PK06 94×118	PK10 94×160	SK06 114×118	SK08 114×140	UK08 134×140

Upper element, roof window example

GGU 0070	1	531	600	664	664	818	797	844	929
----------	---	-----	-----	-----	-----	-----	-----	-----	-----

Flashing **Discontinued September 2025 and replaced with Pro+ flashing set**

EFW 0012	For profiled roofing material up to 120mm	1	180	189	202	214	233	224	238	256
EFL 0012	For slate up to 8mm thick	1	180	189	202	214	233	224	238	256

Pro+ flashings set including collar (BDX) and underfelt collar (BFX) **NEW from September 2025**

EFW 2012	For profiled roofing material up to 120mm	1	234	246	262	279	302	291	309	333
EFL 2012	For slate up to 8mm thick	1	234	246	262	279	302	291	309	333

Installation products **Not required from September 2025**

BDX 2000 (Including BFX)	1	54	56	59	59	64	62	64	66
--------------------------	---	----	----	----	----	----	----	----	----

External frame sizes (w×h) cm	UNITS	MK35 78×95	PK35 94×95	SK35 114×95	UK35 134×95
-------------------------------	-------	------------	------------	-------------	-------------

Vertical extension, roof window example

VIU 0070	Fixed	1	727	852	978	1,027
----------	-------	---	-----	-----	-----	-------

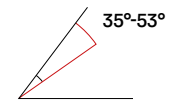
Total price example

Roof Window (GGU 0070 + VIU 0070), flashing (EFW 0012 + BDX 2000)	4	1,492	1,572	1,652	1,789	1,967	2,061	2,124	2,278
---	---	-------	-------	-------	-------	-------	-------	-------	-------

All prices in EUR (€)
Find all flashing types, sizes and prices at velux.ie



Roof pitch



Interior finish options



Glazing options	Triple glazing --66
Rain noise reduction	✓
Safety lamination	✓
Toughened glass	✓
UV filter	✓
Easy-to-clean	✓
Anti-dew	✓
Thermal transmittance of glazing (U_g -value)	0.6-0.7

Read more about glazing specifications on page 170.

Blinds and shutters

- Consider interior blinds for light control, and exterior anti-heat blinds or shutters for added heat protection.

Read more on page 103.

Roof balcony

From roof window to a balcony experience: GDL

Transform your home and welcome in the outdoors by simply opening your VELUX Roof balcony. The innovative balcony opens in seconds to give your home more space, daylight and fresh air. Consisting of a top-hung roof window and a bottom section that unfolds into a glazed balcony with elegant side banister railings, it's a balcony experience like no other.

- Enjoy extra space in the room.
- Top element opens 45° outwards giving you extra headroom and beautiful panoramic views.
- Transforms from a roof window into a balcony in seconds.
- Side banister railings for extra safety.
- Energy-efficient triple glazing is featured as standard.
- Double package consists of one roof balcony and one top-hung upper and fixed lower element.





External frame sizes (w×h) cm	U_w -VALUE W/m ² K	MK19	MK19	PK19	PK19	SK19	SK19
		78×252	166×252	94×252	198×252	114×252	238×252

White painted									
	GDL S10L02	Including flashings for slate up to 8mm thick	1.1*	3,501	-	3,763	-	4,014	-
	GDL S10W02	Including flashings for profiled roofing material up to 120mm in profile	1.1*	3,501	-	3,763	-	4,014	-
	GDL SK0L223	Including 1 x GPL & 1 x GIL and flashings for slate up to 8mm thick	1.1*	-	6,659	-	7,030	-	7,570
	GDL SK0W225	Including 1 x GPL & 1 x GIL and flashings for profiled roofing material up to 120mm in profile	1.1*	-	6,659	-	7,030	-	7,570

* U_w -value for GDL in size PK19 and SK19 = 1.1 and for size MK19 = 1.3. GPL and GIL U_w -value = 1.0.

All prices in EUR (€)
Find all sizes and prices at velux.ie

  Rain sensor integrated in the solar cell module

Now with 10 years extended guarantee*



Free App Control gateway now included. Claim yours through the VELUX ACTIVE app. Learn more at velux.ie/freeapp

2in1 solar centre-pivot

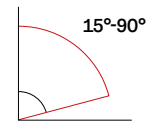
Two roof windows in one frame: GGLS

The solar-powered 2in1 offers you the added convenience of remote control with the benefit of more daylight. Operate the openable sash with the wireless Wall Switch for ultimate convenience. The roof window's single frame design and solar-powered motor ensure an easy installation with no additional wiring needed.

- One frame for easy installation.
- Automatic rain sensor that closes the roof window when it rains.
- Battery charges even in cloudy weather.
- Slim profiles for more daylight and a better view.
- One openable and one fixed sash.
- Symmetric and asymmetric sizes for your design preference.
- Basic Wall Switch included, see page 24.

* Read more on page 12.







Roof pitch



Interior finish options



White painted
High quality natural pine treated with a water-based white paint for a discreet wood grain look

Glazing options	Double glazing --70	Triple glazing --66
 Rain noise reduction	✓	✓
 Safety lamination	✓	✓
 Toughened glass	✓	✓
 UV filter	✓	✓
 Easy-to-clean		✓
 Anti-dew		✓
Thermal transmittance of glazing (U _g -value)	1.0	0.6


Read more about glazing specifications on page 170.


Blinds and shutters

- Consider interior blinds for light control, and exterior anti-heat blinds or shutters for added heat protection.

Read more on page 103.

Intelligent home control









 Combine your VELUX solar-powered products with our intelligent home control solutions for multiple product operation, scheduling and automation.

 Free App Control included. Read more at velux.ie/freeapp


Transform with 2in1

- 2in1 roof windows are the easiest way to achieve the right amount of daylight for impactful transformations in smaller or medium-sized rooms.



External frame sizes (w×h) cm	U _w -VALUE	FFK06	FFK08	FMK06	FMK08	FPK06	FPK08	MMK06	MMK08
	W/m ² K	127×118	127×140	139×118	139×140	155×118	155×140	151×118	151×140
									

White painted

 Solar	GGLS 207030	2in1 solar: Double glazed	1.3	1,372	1,461	1,401	1,481	1,481	1,570	1,431	1,500
		GGLS 206630	2in1 solar: Triple glazed	1.0	1,800	1,930	1,843	1,959	1,959	2,089	1,886

Flashing

EDWS 2000	For profiled roofing material up to 120mm	249	262	254	270	272	286	262	278
EDLS 2000	For slate up to 8mm thick	249	262	254	270	272	286	262	278

Recommended blinds and shutters

MSLS 5060**	Solar Anti-heat blind (exterior)	666	692	679	712	709	741	692	732
-------------	----------------------------------	-----	-----	-----	-----	-----	-----	-----	-----

Standard flashing includes Insulation collar (BDX) and Underfelt collar (BFX).

* Fixed element - internal view.

** Necessary to add 1x ZOZ 246 solar switch on each roof window with motor.

All prices in EUR (€)
Find all sizes and prices at velux.ie



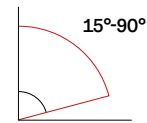
2in1 manual centre-pivot

Two roof windows in one frame: GGLS

The 2in1 centre-pivot roof window combines one, operable sash with one fixed sash for more daylight and a dazzling view. Its slim profile increases the amount of light entering the room. What's more, its single frame makes the installation of the 2in1 as simple as fitting just one VELUX roof window and is more affordable than two single roof windows of comparable size.

- Slim profile for more daylight and a better view.
- One frame for easy installation.
- Symmetric and asymmetric sizes for your design preference.
- Most affordable way to double your daylight.

Roof pitch



Interior finish options



Glazing options	Double glazing --70	Triple glazing --66
Rain noise reduction	✓	✓
Safety lamination	✓	✓
Toughened glass	✓	✓
UV filter	✓	✓
Easy-to-clean		✓
Anti-dew		✓
Thermal transmittance of glazing (U _g -value)	1.0	0.6

Read more about glazing specifications on page 170.

Blinds and shutters

- Consider interior blinds for light control, and exterior anti-heat blinds or shutters for added heat protection.

Read more on page 103.

Out-of-reach

- Consider the 2in1 solar roof window for remote-controlled operation of your roof windows if placed out-of-reach.

Read more on page 64.

Transform with 2in1

- 2in1 roof windows are the easiest way to achieve the right amount of daylight for impactful transformations in smaller or medium-sized rooms.



External frame sizes (w×h) cm	U _w -VALUE	FFK06	FFK08	FMK06	FMK08	FPK06	FPK08	MMK06	MMK08
	W/m ² K	127×118	127×140	139×118	139×140	155×118	155×140	151×118	151×140



White painted

Manual	Model	Glazing	U _w	FFK06	FFK08	FMK06	FMK08	FPK06	FPK08	MMK06	MMK08
		GGLS 2070	2in1 manual centre-pivot. Double glazed	1.3	931	1,020	960	1,040	1,040	1,129	990
	GGLS 2066	2in1 manual centre-pivot. Triple glazed	1.0	1,359	1,489	1,402	1,518	1,518	1,648	1,445	1,547

Flashing

Flashing	Material	FFK06	FFK08	FMK06	FMK08	FPK06	FPK08	MMK06	MMK08
EDWS 2000	For profiled roofing material up to 120mm	249	262	254	270	272	286	262	278
EDLS 2000	For slate up to 8mm thick	249	262	254	270	272	286	262	278

Recommended blinds and shutters

Blind/Shutter	Material	FFK06	FFK08	FMK06	FMK08	FPK06	FPK08	MMK06	MMK08
MSLS 5060	Solar Anti-heat blind (exterior)	666	692	679	712	709	741	692	732

Standard flashing includes Insulation collar (BDX) and Underfelt collar (BFX).
* Fixed element - internal view.

All prices in EUR (€)
Find all sizes and prices at velux.ie



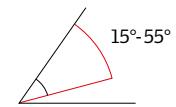
2in1 manual top-hung

Two roof windows in one frame: GPLS

Transform your room with the 2in1 top-hung roof window for a sensational balcony-like feeling and twice as much daylight. Open the left sash up to 45° and enjoy the uninterrupted view to the outside. Because of its single-frame design, the 2in1 roof window can be installed easily and is more affordable than two single roof windows of comparable size.

- Opens for an uninterrupted view.
- Slim profiles for more daylight and view.
- One frame for easy installation.
- Symmetric and asymmetric sizes for your design preference.
- One openable and one fixed sash.

Roof pitch



Interior finish options



Glazing options	Double glazing --70	Triple glazing --66
Rain noise reduction	✓	✓
Safety lamination	✓	✓
Toughened glass	✓	✓
UV filter	✓	✓
Easy-to-clean		✓
Anti-dew		✓
Thermal transmittance of glazing (U _g -value)	1.0	0.6

Read more about glazing specifications on page 170.

Blinds and shutters

- Consider interior blinds for light control, and exterior anti-heat blinds or shutters for added heat protection.

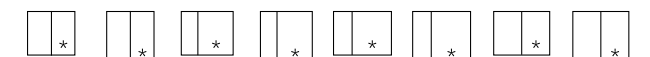
Read more on page 103.

Transform with 2in1

- 2in1 roof windows are the easiest way to achieve the right amount of daylight for impactful transformations in smaller or medium-sized rooms.



External frame sizes (w×h) cm	U _w -VALUE	FFK06	FFK08	FMK06	FMK08	FPK06	FPK08	MMK06	MMK08
	W/m ² ·K	127×118	127×140	139×118	139×140	155×118	155×140	151×118	151×140



White painted

Manual	Model	Description	U _w	FFK06	FFK08	FMK06	FMK08	FPK06	FPK08	MMK06	MMK08
			1.3	1,145	1,234	1,174	1,254	1,254	1,343	1,204	1,273
1.1	1,573	1,703	1,616	1,732	1,732	1,862	1,659	1,761			

Flashing



Model	Description	FFK06	FFK08	FMK06	FMK08	FPK06	FPK08	MMK06	MMK08
EDWS 2000	For profiled roofing material up to 120mm	249	262	254	270	272	286	262	278
EDLS 2000	For slate up to 8mm thick	249	262	254	270	272	286	262	278

Recommended blinds and shutters

Model	Description	FFK06	FFK08	FMK06	FMK08	FPK06	FPK08	MMK06	MMK08
MSLS 5060	Solar Anti-heat blind (exterior)	666	692	679	712	709	741	692	732

Standard flashing includes Insulation collar (BDX) and Underfelt collar (BFX).
* Fixed element - internal view.

All prices in EUR (€)
Find all sizes and prices at velux.ie

  Rain sensor integrated in the solar cell module

Now with 10 years extended guarantee*



Free App Control gateway now included. Claim yours through the VELUX ACTIVE app. Learn more at velux.ie/freeapp

3in1 solar centre-pivot

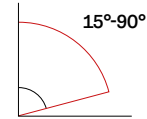
Three roof windows in one frame: GGLS

The 3in1 solar roof window gives full flexibility for ultimate control and convenience. Control the two openable sashes, each blind and heat protection product manually, remotely or with a VELUX Intelligent home control system.

- Solar powered with no additional wiring needed for installation.
- Basic Wall Switch included, see page 24.
- Integrated rain sensor for automatic closing.
- Provides the feeling of more space.
- One frame with multiple sashes for easy installation.
- Two openable and one fixed sash.

* Read more on page 12.







Roof pitch



Interior finish options



White painted
High quality natural pine treated with a water-based white paint for a discreet wood grain look

Glazing options	Double glazing --70	Triple glazing --66
 Rain noise reduction	✓	✓
 Safety lamination	✓	✓
 Toughened glass	✓	✓
 UV filter	✓	✓
 Easy-to-clean		✓
 Anti-dew		✓
Thermal transmittance of glazing (U _g -value)	1.0	0.6


Read more about glazing specifications on page 170.


Blinds and shutters

- Consider interior blinds for light control, and exterior anti-heat blinds or shutters for added heat protection.

Read more on page 103.

Intelligent home control

 Combine your VELUX solar-powered product with our intelligent home control solutions for multiple product operation, scheduling and automation.

 Free App Control included. Read more at velux.ie/freeapp

Transform with 3in1

- 3in1 roof windows are the easiest way to achieve the right amount of daylight for impactful transformations in medium or large-sized rooms.



External frame sizes (w×h) cm	U _w -VALUE	FFKF06	FFKF08
	W/m ² K	188×118	188×140
			


White painted					
	GGLS 207030	3in1 solar. Double glazed	1.3-1.4	2,169	2,288
	GGLS 206630	3in1 solar. Triple glazed	1.0-1.1	2,761	2,934

Flashing				
EDWS 2000	For profiled roofing material up to 120mm		343	362
EDLS 2000	For slate up to 8mm thick		343	362

Recommended blinds and shutters				
MSLS 5060**	Solar Anti-heat blind (exterior)		999	1,038

Standard flashing includes Insulation collar (BDX) and Underfelt collar (BFX).
* Fixed element - internal view.
** Necessary to add 1x ZOZ 246 solar switch on each roof window with motor.

All prices in EUR (€)
Find all sizes and prices at velux.ie



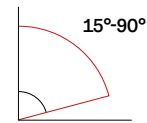
3in1 manual centre-pivot

Three roof windows in one frame: GGLS

With the 3in1 centre-pivot roof window, you can create a stunning focal point in any room. Its slim-frame profile maximises the amount of daylight entering the room. What's more, the single frame makes installation of the three roof windows as simple as fitting just one VELUX roof window.

- Provides the feeling of more space.
- One frame with multiple sashes for easy installation.
- More cost-effective than purchasing three single roof windows of the same size.
- Compatible with VELUX Heat protection products and blinds.
- Two openable and one fixed sash.

Roof pitch



Interior finish options



White painted
High quality natural pine treated with a water-based white paint for a discreet wood grain look

Glazing options

	Double glazing --70	Triple glazing --66
Rain noise reduction	✓	✓
Safety lamination	✓	✓
Toughened glass	✓	✓
UV filter	✓	✓
Easy-to-clean		✓
Anti-dew		✓

Thermal transmittance of glazing (U_g -value)

	1.0	0.6
--	-----	-----

Read more about glazing specifications on page 170.

Blinds and shutters

- Consider interior blinds for light control, and exterior anti-heat blinds or shutters for added heat protection.

Read more on page 103.

Out-of-reach

- Consider the 3in1 solar roof window for remote-controlled operation of your roof windows if placed out-of-reach.

Read more on page 70.

Transform with 3in1

- 3in1 roof windows are the easiest way to achieve the right amount of daylight for impactful transformations in medium or large-sized rooms.



External frame sizes (w×h) cm	U_w -VALUE	FFKF06	FFKF08
	W/m ² K	188×118	188×140

White painted

	Model	Configuration	U_w -VALUE	FFKF06	FFKF08
	GGLS 2070	3in1 manual centre-pivot. Double glazed	1.3-1.4	1,287	1,405
	GGLS 2066	3in1 manual centre-pivot. Triple glazed	1.0-1.1	1,879	2,052

Flashing

Model	Description	FFKF06	FFKF08
EDWS 2000	For profiled roofing material up to 120mm	343	362
EDLS 2000	For slate up to 8mm thick	343	362

Recommended blinds and shutters

Model	Description	FFKF06	FFKF08
MSLS 5060	Solar Anti-heat blind (exterior)	999	1,038

Standard flashing includes Insulation collar (BDX) and Underfelt collar (BFX).
* Fixed element - internal view.

All prices in EUR (€)
Find all sizes and prices at velux.ie



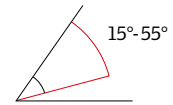
3in1 manual top-hung

Three roof windows in one frame: GPLS

Enjoy the best view with the 3in1 top-hung roof window. The elegant handle at the bottom of the roof window allows it to be opened up to 45° for an extra spacious balcony feeling.

- Opens the room for an uninterrupted view.
- One frame with multiple sashes for easy installation.
- More cost-effective than purchasing three single roof windows of the same size.
- Compatible with VELUX Heat protection products and blinds.
- Two openable and one fixed sash.

Roof pitch



Interior finish options



Glazing options	Double glazing --70	Triple glazing --66
Rain noise reduction	✓	✓
Safety lamination	✓	✓
Toughened glass	✓	✓
UV filter	✓	✓
Easy-to-clean		✓
Anti-dew		✓
Thermal transmittance of glazing (U _g -value)	1.0	0.6

Read more about glazing specifications on page 170.

Blinds and shutters

- Consider interior blinds for light control, and exterior anti-heat blinds or shutters for added heat protection.

Read more on page 103.

Transform with 3in1

- 3in1 roof windows are the easiest way to achieve the right amount of daylight for impactful transformations in medium or large-sized rooms.



External frame sizes (w×h) cm	U _w -VALUE	FFKF06	FFKF08
	W/m ² K	188×118	188×140

White painted

	Manual	GPLS 2070	3in1 top-hung, Double glazed	1.3-1.4	1,715	1,834
		GPLS 2066	3in1 top-hung, Triple glazed	1.0-1.1	2,307	2,480

Flashing

EDWS 2000	For profiled roofing material up to 120mm	343	362
EDLS 2000	For slate up to 8mm thick	343	362

Recommended blinds and shutters

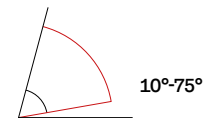
MSLS 5060	Solar Anti-heat blind (exterior)	999	1,038
-----------	----------------------------------	-----	-------

Standard flashing includes Insulation collar (BDX) and Underfelt collar (BFX).
* Fixed element - internal view.



All prices in EUR (€)
Find all sizes and prices at velux.ie





Roof pitch



Interior finish options

	Recommended
 White maintenance-free The most durable and robust finish that is completely maintenance-free	<input checked="" type="checkbox"/>
 White painted High quality natural pine treated with a water-based white paint for a discreet wood grain look	<input type="checkbox"/>

Glazing options

	Double glazing --70
 Rain noise reduction	<input checked="" type="checkbox"/>
 Safety lamination	<input checked="" type="checkbox"/>
 Toughened glass	<input checked="" type="checkbox"/>
 UV filter	<input checked="" type="checkbox"/>
 Easy-to-clean	<input type="checkbox"/>
 Anti-dew	<input type="checkbox"/>

Thermal transmittance of glazing (U_g-value) 1.0

Read more about glazing specifications on page 170.

Blinds and shutters

- Consider interior blinds for light control, and exterior anti-heat blinds or shutters for added heat protection.

Read more on page 103.

Mini dormer

Extra space in a compact solution

The clever Mini dormer design places VELUX roof windows at a steeper angle in the roof compared to the roof pitch. This allows much more daylight to enter than with a single traditional dormer window. The Mini dormer comes in various options for 1, 2 or 3 roof windows side by side and can be installed quickly and easily from the inside.

- The compact solution is designed to increase space and headroom, enhance daylight, and improve ventilation.
- More daylight compared to a conventional dormer with the same glazing area.
- Can be installed in just one day, often without planning permission.
- Less external maintenance and movement compared to existing dormer solutions.
- Combine with solar, electric or manual roof windows.



External frame sizes (w×h) cm	MK04	MK06	MK08	MK10	PK06	PK08	PK10	SK06	SK08	UK04	UK08
	78×98	78×118	78×140	78×160	94×118	94×140	94×160	114×118	114×140	134×98	134×140
	<input type="checkbox"/>	<input type="checkbox"/>	<input type="checkbox"/>	<input type="checkbox"/>	<input type="checkbox"/>	<input type="checkbox"/>	<input type="checkbox"/>	<input type="checkbox"/>	<input type="checkbox"/>	<input type="checkbox"/>	<input type="checkbox"/>

Package including roof windows*

GGL SA0W11101	Mini dormer roof window basic single including 1x GGL 2070 centre-pivot roof window	1,546	1,693	1,868	-	1,868	2,064	2,145	2,040	2,168	2,098	2,383
GGL SA0W21101	Mini dormer roof window basic duo including 2x GGL 2070 centre-pivot roof windows	3,661	4,001	4,413	4,737	4,413	4,856	5,041	4,785	5,087	4,947	5,592
GGL SA0W31101	Mini dormer roof window basic triple including 3x GGL 2070 centre-pivot roof windows	5,712	6,239	6,882	7,379	-	-	-	-	-	-	-
GPU SA0W11101	Mini dormer roof window basic single including 1x GPU 0070 top-hung roof window	1,819	1,974	-	-	2,156	2,364	2,450	2,343	2,476	-	2,700
GPU SA0W21101	Mini dormer roof window basic duo including 2x GPU 0070 top-hung roof windows	4,207	4,563	4,989	5,337	4,989	-	-	5,391	5,703	-	6,226
GPU SA0W31101	Mini dormer roof window basic triple including 3x GPU 0070 top-hung roof windows	-	7,082	7,746	8,279	-	-	-	-	-	-	-

Flashing + base unit (excluding roof windows)

EAW 6000	Mini dormer roof window basic single (flashing + base unit)	1,074	1,160	1,278	1,332	1,278	1,375	1,418	1,332	1,418	1,418	1,557
EAW 6021E	Mini dormer roof window basic duo (flashing + base unit)	2,717	2,935	3,233	3,369	3,233	3,478	3,587	3,369	3,587	3,587	3,940
EAW 6031E	Mini dormer roof window basic triple (flashing + base unit)	4,296	4,640	5,112	5,327	-	-	-	-	-	-	-

Recommended blinds and shutters

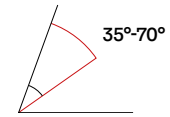
MSL 5060	Solar Anti-heat blind (exterior)	330	346	366	382	376	396	416	402	432	398	464
----------	----------------------------------	-----	-----	-----	-----	-----	-----	-----	-----	-----	-----	-----

* All packages are also available with other glazing.

All prices in EUR (€)
Find all flashing types, sizes and prices at velux.ie



Roof pitch



Interior finish options

	Recommended White maintenance-free The most durable and robust finish that is completely maintenance-free
	White painted High quality natural pine treated with a water-based white paint for a discreet wood grain look

Glazing options

	Double glazing	--70
	Rain noise reduction	✓
	Safety lamination	✓
	Toughened glass	✓
	UV filter	✓
	Easy-to-clean	
	Anti-dew	

Thermal transmittance of glazing (U_g-value) 1.0

Read more about glazing specifications on page 170.

Blinds and shutters

- Consider interior blinds for light control, and exterior anti-heat blinds or shutters for added heat protection.

Read more on page 103.

Dormer

More space and up to three times more daylight

The unique design of the VELUX Dormer roof window system allows more natural daylight to enter the room compared to a traditional dormer. It increases usable space, creates a light and airy atmosphere, and fills the room with up to three times more daylight than a traditional dormer.

- Creates more headroom, increases daylight and improves ventilation, contributing to a healthier indoor environment.
- Enhances overall thermal performance.
- Can be installed in just one day, often without planning permission.
- Less external maintenance and movement compared to existing dormer solutions.
- Can be combined with solar, electric or manual roof windows.



External frame sizes (w x h) cm

MK06 DUO	PK06 DUO	SK06 DUO	MK06 TRIPLE
168x267	200x267	240x267	248x267



Package including roof windows*

		MK06 DUO	PK06 DUO	SK06 DUO	MK06 TRIPLE
GGL SB0W22101	Dormer roof window system duo including 4x GGL 2070 roof windows	5,766	6,051	6,685	-
GGL SB0W32101	Dormer roof window system triple including 6x GGL 2070 roof windows	-	-	-	6,133
GGU SB0W22101	Dormer roof window system duo including 2x GPU 0070 and 2x GGU 0070	6,462	6,775	7,469	-
GGU SB0W32101	Dormer roof window system triple including 3x GPU 0070 and 3x GGU 0070	-	-	-	6,829

Flashing + base unit (excluding roof windows)

		MK06 DUO	PK06 DUO	SK06 DUO	MK06 TRIPLE
EBW 2022BK	Dormer roof window system duo (flashing + base unit)	3,634	3,691	3,853	-
EBW 2032BK	Dormer roof window system triple (flashing + base unit)	-	-	-	4,001

Recommended blinds and shutters

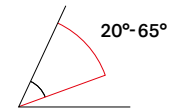
		MK06 DUO	PK06 DUO	SK06 DUO	MK06 TRIPLE
MSL 5060	Solar Anti-heat blind (exterior)	346	376	402	346

* All packages are also available with other glazing. Flashings for dormers include BFX/BDX.

All prices in EUR (€)
Find all flashing types, sizes and prices at velux.ie



Roof pitch



Glazing options

☁ Rain noise reduction	--00 --59
🛡 Safety lamination	
🔪 Toughened glass	✓
☀ UV filter	
🧽 Easy-to-clean	
💧 Anti-dew	

Cold room

Cold room windows: GVK, GVT

The VELUX Cold room roof window is designed for use in uninhabited rooms where easy access to the roof and regular ventilation is needed. Side-hung, it opens to the left or right depending on your preference. The roof window is made from maintenance-free aluminium and polyurethane and comes with integrated flashing.

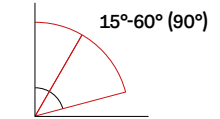
- Three ventilation positions for constant low-level air flow.
- Patented opening restrictor securely holds the roof window open at 90°.
- Safe roof access using the moulded tread with grooves (GVT).
- Extruded aluminium sash for a maintenance-free roof window.

External frame sizes (w×h) cm		103	
		46×61	54×83
		☐	☐
Black polyurethane			
GVK 0000Z	Side-hung	222	-
GVT 0059Z	Side-hung	-	302

All prices in EUR (€)
Find all sizes and prices at velux.ie



Roof pitch



For geometric smoke ventilation, system is certified to EN ISO12101-2 for roof pitches between 15-90°. For aerodynamic smoke ventilation, system is certified to EN ISO12101-2 for roof pitches between 15-60°

Interior finish options

	Recommended
White maintenance-free	
The most durable and robust finish that is completely maintenance-free	

Glazing options

	Double glazing --70	Triple glazing --66
☁ Rain noise reduction	✓	✓
🛡 Safety lamination	✓	✓
🔪 Toughened glass	✓	✓
☀ UV filter	✓	✓
🧽 Easy-to-clean		✓
💧 Anti-dew		✓

Thermal transmittance of glazing (U _g -value)	1.0	0.6

Read more about glazing specifications on page 170.

Smoke ventilation roof window


Electric smoke ventilation roof windows: GGU

The VELUX Smoke ventilation roof window is designed to quickly release smoke and excess heat. The ventilation control system can enable several functions including automatic opening. It can also be opened to let in fresh air for improved indoor comfort. The Smoke ventilation roof window is extensively tested and compliant with all EU requirements.

- Available for 1m² (SK06 size) or 1.5m² (UK08 size) of smoke-free ventilation area.
- Opens to full fire position in just 60 seconds when smoke ventilation is activated.
- Same exterior design as other VELUX sloped roof windows.
- Tested according to DIN EN 12101-2.
- Compatible with wind deflector KFD to optimise the aerodynamic ventilation areas.

External frame sizes (w×h) cm		U _w -VALUE W/m ² K	SK06 114×118	UK08 134×140	
			☐	☐	
White maintenance-free					
☐ Electric	GGU S40L01	GGU 0070 electric window + flashings for slate up to 8mm thick. Supplied with 1x smoke sensor, 1x break glass point and 1x wall control unit (KFX 210)	1.3	2,543	2,699
	GGU S40W01	GGU 0070 electric window + flashings for tiles up to 120mm in profile. Supplied with 1x smoke sensor, 1x break glass point and 1x wall control unit (KFX 210)	1.0	2,543	2,699

All prices in EUR (€)
Find all sizes and prices at velux.ie



A VELUX installation
is all about quality
and efficiency



Installation and flashings

Flashing sets

Page 85

Flashings for standard installation
Flashings for recessed installation
Solar integrator
Replacement
Flashings for combinations and extensions

Vapour barrier collar

Page 100

Linings

Page 101

High-quality installation products included in the flashing set



Pro+ flashing set
(2000 variant)



Installation products

Insulation collar BDX

- Insulates around the roof window frame, reducing heat loss and eliminating cold bridges.
- Flexible Insulation collar can be compressed for quick installation.
- The combination of rigid and flexible foam ensures a tight, energy-efficient installation to the roof construction.

Underfelt collar BFX

- Ensures a perfect fit and watertight seal between the roof window, battens and the roofing underfelt.
- Easy to fit – simply place on top of the roof window and unfold.
- An adjustable and self-supporting drainage gutter is included in the BFX. This leads the water away from the head of the roof window if there is a leak above.



Flashing sets

Our flashing sets contain everything you need for the best possible installation.

Our flashing sets have been carefully designed to make every step of the installation process as simple as possible. For example, the magnetic screws make mounting easier and the BFX Underfelt collar can simply be unfolded into place.

Even disposal is easy as the packaging no longer contains plastic. You can recycle it all as cardboard waste.

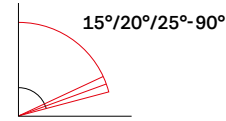
Pro+ flashing set

An upgraded flashing set with added insulation for reduction of heat loss and cold bridges.

- Including Insulation collar BDX.
- Including Underfelt collar BFX and drainage gutter.



Roof pitch



EDW 15°-90°
EDL 15°-90°
EDP 25°-90°
EDT 20°-90°

Colour options



Dark grey
(Standard)

Standard installation height

- Install the brackets at the top and the bottom of the roof window frame, at the red line level.



Standard flashings

The Pro+ (2000) flashing set comes with an Underfelt collar (BFX) for a watertight seal between the roof window, the roof and the Insulation collar (BDX) for heat loss reduction and elimination of cold bridges.

The Pro (1000) flashing set comes with Underfelt collar (BFX) for a watertight seal between the roof window and the roof.

Profiled roofing material EDW

- For profiled roofing material up to 120mm.
- Suitable for interlocking slate, thatch and profiled sheeting.
- Roof pitches from 15°-90°.

Plain tiles EDP

- For plain tiles (max length 300mm).
- Maximum thickness of 14mm.
- Roof pitches from 25°-90°.

Slate EDL

- For slate up to 8mm thick.
- Not for interlocking slate. See EDW for details.
- Roof pitches from 15°-90°.

Flat tiles EDT

- For flat tiles 15-40mm thick.
- Designed for a neater finish.
- Roof pitches from 20°-90°.



EDW



EDL



EDP



EDT

External frame sizes (w×h) cm	CK02	CK04	CK06	FK06	MK04	MK06	MK08	PK06	PK08	PK10	SK06	SK08	UK04	UK08
	55×78	55×98	55×118	66×118	78×98	78×118	78×140	94×118	94×140	94×160	114×118	114×140	134×98	134×140

Pro+ flashing set including Insulation collar (BDX) and Underfelt collar (BFX)

EDW 2000	116	119	125	134	134	141	150	159	167	173	166	177	177	190
EDL 2000	116	119	125	134	134	141	150	159	167	173	166	177	177	190
EDP 2000	116	119	125	134	134	141	150	159	167	173	166	177	177	190
EDT 2000	164	168	176	189	189	198	211	225	236	244	234	249	249	268

External frame sizes (w×h) cm	CK02	CK04	CK06
	55×78	55×98	55×118

Pro flashing set including Underfelt collar (BFX)

EDW 1000	107	109	114
EDL 1000	107	109	114
EDP 1000	107	109	114
EDT 1000	150	154	161

The 1000 variant containing Underfelt collar (BFX) is available in sizes CK--.
Suitable for rafter openings where there is insufficient tolerance for the Insulation collar (BDX).

All prices in EUR (€)
Find all flashing types, sizes and prices at velux.ie

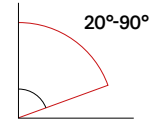


EDN



EDJ

Roof pitch




Colour options



Dark grey
(Standard)

Recessed installation height

- Recessed flashings provide a sleek and streamlined finish as the roof window is installed 40mm deeper into the roof structure, meaning that less of the window protrudes above the roofline.



- Install the brackets at the sides of the roof window frame, at the blue line level.

Recessed flashings

The Pro+ (2000) flashing set comes with an Underfelt collar (BFX) for a watertight seal between the roof window, the roof and the Insulation collar (BDX) for heat loss reduction and elimination of cold bridges.

The Pro (1000) flashing set comes with Underfelt collar (BFX) for a watertight seal between the roof window and the roof.

Slate EDN

- For slate up to 8mm thick.
- Not for interlocking slate.
- Roof pitches from 20°-90°.

Flat or profiled roofing material EDJ

- For flat or profiled roofing material up to 90mm in profile.
- Roof pitches from 20°-90°.



External frame sizes (w×h) cm	CK02	CK04	CK06	FK06	MK04	MK06	MK08	PK06	PK08	PK10	SK06	SK08	UK04	UK08
	55×78	55×98	55×118	66×118	78×98	78×118	78×140	94×118	94×140	94×160	114×118	114×140	134×98	134×140

Pro+ flashing set including Insulation collar (BDX) and Underfelt collar (BFX)

EDN 2000	186	191	199	214	214	225	240	255	268	276	266	283	283	304
EDJ 2000	182	186	194	209	209	219	234	249	261	269	259	276	276	297


External frame sizes (w×h) cm	CK02	CK04	CK06
	55×78	55×98	55×118

Pro flashing set including Underfelt collar (BFX)

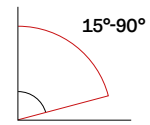
EDN 1000	171	175	182
EDJ 1000	166	170	178

The 1000 variant containing Underfelt collar (BFX) is available in sizes CK-. Suitable for rafter openings where there is insufficient tolerance for the Insulation collar (BDX).


All prices in EUR (€). Find all flashing types, sizes and prices at velux.ie



Roof pitch




Flashing colour options



Black Grey aluminium

Availability and ordering process

- To ensure the perfect integration of VELUX roof windows into an in-roof solar panel system, you need 4 products: the VELUX roof window and VELUX Solar integrator flashing. The connector for the connection to the solar panel system is available from the solar panel provider.



Solar integrator

Flashing for integrating VELUX roof windows into in-roof solar panel systems

Live a healthy, sustainable and comfortable life.

This specially developed flashing system enables seamless integration between VELUX roof windows and a variety of built-in solar panel systems. The roof can then be used to its full potential - generating solar energy while creating a comfortable living space.

- Fits perfectly into the PV panel allowing for a fast, secure and seamless integration.
- No need to compromise - enjoy daylight through the roof, a healthy indoor environment and reduced energy usage and costs, all at once.
- The flashing does not cover or block the active part of the solar panel, ensuring maximum energy generation.
- A range of installation position permutations allows flexibility in design and installation.
- Easily integrates with selected PV solar panel systems for optimal roof utilisation.

External frame sizes (w×h) cm	MK06	MK08	PK08	PK10	SK10
	78×118	78×140	94×140	94×160	114×160

VELUX Solar integrator flashing

ODL 250001	Black. For GSE and Viridian solar panel solutions	190	202	226	233	248
ODL 200001	Grey. For GSE and Viridian solar panel solutions	190	202	226	233	248

Compatible with selected solar panel systems.

All prices in EUR (€)
Find all sizes and prices at velux.ie

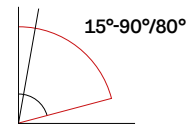


EW



EL

Roof pitch



EW 15°-90°
EL 15°-90°
ELX 15°- 80°

Details

- Minimal disruption as existing lining is retained.
- On most occasions, the work can be carried out from the inside.
- Replacement installation for a single roof window usually takes under a day.
- For flat or profiled roofing material.

Benefits of replacing your roof window

- Energy saving of up to 16% - modern roof windows have better thermal insulation properties. By replacing an old roof window with a new GGU-66 window you will have a heating energy saving of up to 16%.
- More light and fresh air – new VELUX roof windows have larger glazed areas and come in white finishes to match modern interiors.
- More choice, more comfort – modernise your roof windows; from improving noise reduction to controlling from your smartphone, there's a solution for every project.



Type signs for old roof windows manufactured before April 2001.



Upgrading your old roof windows couldn't be easier with the VELUX Installation Service velux.ie/installation

Replacement flashings

VELUX replacement flashings make it easy to replace VELUX roof windows without removing the existing lining. The roof windows are simply replaced in the existing aperture. This lets you enjoy a new roof window without the extra work involved in interior decoration or bathroom retiling.

Profiled roofing material EW

- For replacing a VELUX roof window from before April 2001 while maintaining the original installation level of the roof window.
- For profiled roofing material up to 120mm.

Slate EL

- For replacing a VELUX roof window from before April 2001 while maintaining the original installation level of the roof window.
- EL is a flashing for slate up to 8mm thick.

Flashing adaptor ELX

- The flashing adaptor kit ELX is used for replacing roof window combinations and also in conjunction with standard single flashings like EDW and EDL. However, this is only when replacing an old roof window where the internal finish is not being replaced and the roof window is placed higher above the red line than normal.

External frame sizes (w×h) cm	CK01	CK02	CK04	FK06	MK04	MK06	MK08	PK08	PK10	SK06	UK04	UK08
	55×70	55×78	55×98	66×118	78×98	78×118	78×140	94×140	94×160	114×118	134×98	134×140

For replacing single roof windows installed before April 2001, window size to be replaced shown in brackets

Replacement flashings		CK01	CK02	CK04	FK06	MK04	MK06	MK08	PK08	PK10	SK06	UK04	UK08
EW 1000	Flashings for profiled roofing material up to 120mm	122	122	125	140	140	147	157	175	181	174	185	199
EL 1000	Flashings for slate up to 8mm thick	122	122	125	140	140	147	157	175	181	174	185	199
ELX 0000	Adaptor flashings for combinations Also for use in conjunction with EDL and EDW	90	90	92	103	103	108	115	129	133	128	136	146

All prices in EUR (€)
Find all flashing types, sizes and prices at velux.ie



The combination system

If you want to install roof windows in combination, the combination flashing system lets you do so efficiently. The system can be used for combining all main roof window types in your preferred formation.

The system consists of seven elements that enable your chosen combination

For a roof window combination to function together, it is required that:

- Roof windows above each other are the same width.
- Roof windows next to each other are the same height.

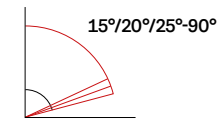
a. Frame distance per flashing type

- EKW/EKL/EKP: flexibility between 100 - 160mm (M) with the Adjustable middle gutter.
- EKN/EKJ: 100mm (E). Available with the Adjustable middle gutter from September 2025.
- Other frame distances between 60mm to 400mm can be specially ordered.

b. Standard frame distance 100mm (E)

- When installing an exterior shutter, a frame distance of 250mm (J) is needed.

Roof pitch



EKW 15° - 90°
EKL 15° - 90°
EKP 25° - 90°
EKN 20° - 90°
EKJ 20° - 90°

Colour options



Dark grey
(Standard)

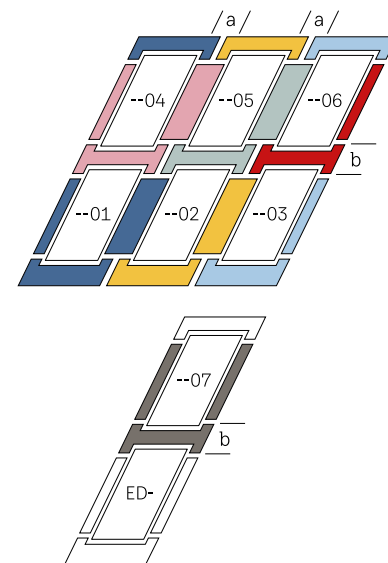
More ways to combine



Classic side-by-side or triple with rafters in between. (2--M or 0--E flashing sets).

Integrated side-by-side or triple without rafters in between. (4-21E or 4-31E flashing sets).

Overview of combination elements



VELUX Pro+ combination flashing set

The VELUX Pro+ combination flashing set includes made-to-fit and easy-to-install insulation and watertight collars. These components reduce heat loss and cold bridges and provide extra security against water penetration.

This set also features the new VELUX Adjustable middle gutter – our innovative and patented solution that makes roof window combination installations even easier. The middle gutter can be adjusted to widths between 100 - 160mm, ensuring that it always fits to the actual rafter dimensions, giving peace of mind when it's not possible to obtain exact measurements.


Add value to your projects by installing bigger and better solutions to bring more of the outdoors in.

- Everything you need in one order.
- Includes new VELUX Adjustable middle gutter.
- Ensures a watertight seal between the roof windows, battens and the roofing underfelt.
- Reduces heat loss and eliminates cold bridges.
- Ensures perfect installations every time.


All you need in one box*



Flashing



Adjustable middle gutter
Adjustable between
100 - 160mm



Underfelt collar (BFX)



Insulation collar (BDX)

Launch dates

The VELUX Pro+ combination flashing set for recessed installation height (blue level) will launch in September 2025. When ordering, look for the letter M at the end of the product code – this means the VELUX Adjustable middle gutter, insulation collars and underfelt collars are included. For example: EKW MK06 2021M for a side-by-side combination. * Contents illustrated for EKW MK06 2021M side-by-side combination.

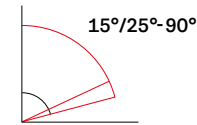
Flashings for combinations

If you want to use multiple VELUX roof windows in your room, VELUX combination flashings give you the interconnectivity needed for easy installation. They are designed for all combinations of VELUX roof windows and give a watertight installation.

- For multiple VELUX roof windows.
- High-quality watertight installation.
- Maintenance-free exterior.



Roof pitch



EKW 15° - 90°
EKL 15° - 90°
EKP 25° - 90°
EKN 20° - 90°
EKJ 20° - 90°

Integrated side-by-side combination

External frame sizes (w×h) cm	CK02	CK04	CK06	FK06	MK04	MK06	MK08	PK06	PK08	PK10	SK06	SK08	UK04	UK08
	55×78	55×98	55×118	66×118	78×98	78×118	78×140	94×118	94×140	94×160	114×118	114×140	134×98	134×140
	□	□	□	□	□	□	□	□	□	□	□	□	□	□

Flashing for 18mm frame distance

EBW 4021B2* for profiled roofing material up to 120mm	539	557	589	620	612	647	687	711	748	773	767	810	796	865
EBL 4021B2* for slate up to 8mm thick	539	557	589	620	612	647	687	711	748	773	767	810	796	865
EBP 4021B2* for plain tile up to 28mm (2 x 14mm)	539	557	589	620	612	647	687	-	748	773	767	-	796	865

Flashing for 100mm frame distance**

EKW 4021E2** for profiled roofing material up to 120mm	520	538	569	599	591	624	663	686	721	745	740	782	768	834
EBL 4021B2* for slate up to 8mm thick	520	538	569	599	591	624	663	686	721	745	740	782	768	834
EBP 4021B2* for plain tile up to 28mm (2 x 14mm)	520	538	569	599	591	624	663	-	721	745	740	-	768	834

From March to August 2025

EKJ 4021E* for recessed installation into profiled roofing material up to 120mm	596	610	642	681	677	716	761	788	829	859	811	861	845	914
EKN 4021E* for recessed installation into slate up to 8mm thick	596	610	642	681	677	716	780	788	829	859	811	861	845	914

NEW from September 2025

EKJ 4021E2** for recessed installation into profiled roofing material up to 120mm	608	628	663	700	692	731	777	807	849	877	867	917	903	978
EKN 4021E2** for recessed installation into slate up to 8mm thick	608	628	663	700	692	731	777	807	849	877	867	917	903	978

For Integrated side-by-side see page 50 for additional information.

* Includes installation products (BDX 2000, bearing beams and cover plate).

** Includes Adjustable middle gutter, installation products (BDX 2000, bearing beams and cover plate).

*** Choose 100mm frame distance if Anti-heat blackout shutters are needed.

Classic side-by-side combination

External frame sizes (w×h) cm	CK02	CK04	CK06	FK06	MK04	MK06	MK08	PK06	PK08	PK10	SK06	SK08	UK04	UK08
	55×78	55×98	55×118	66×118	78×98	78×118	78×140	94×118	94×140	94×160	114×118	114×140	134×98	134×140

Flashing for 100mm frame distance

EKW 2021M* for profiled roofing material up to 120mm	256	262	274	295	295	309	330	351	368	380	365	389	389	418
EKL 2021M* for slate up to 8mm thick	256	262	274	295	295	309	330	351	368	380	365	389	389	418
EKP 2021M* for plain tile up to 28mm (2 x 14mm)	256	262	274	295	295	309	330	-	368	380	365	-	389	418

From March to August 2025

EKJ 0021E for recessed installation into profiled roofing material up to 120mm	266	272	284	304	304	320	342	362	382	394	378	402	402	432
EKN 0021E for recessed installation into slate up to 8mm thick	266	272	284	304	304	320	361	362	382	394	378	402	402	432

NEW from September 2025

EKJ 2021M* for recessed installation into profiled roofing material up to 120mm	345	353	369	396	396	416	444	472	495	511	491	523	523	563
EKN 2021M* for recessed installation into slate up to 8mm thick	345	353	369	396	396	416	444	472	495	511	491	523	523	563

For Integrated side-by-side see page 50 for additional information. * Includes Adjustable middle gutter and installation products.



Integrated triple combination

External frame sizes (w×h) cm	CK02	CK04	CK06	FK06	MK04	MK06	MK08	PK06	PK08	PK10	SK06	SK08	UK04	UK08
	55×78	55×98	55×118	66×118	78×98	78×118	78×140	94×118	94×140	94×160	114×118	114×140	134×98	134×140
	□	□	□	□	□	□	□	□	□	□	□	□	□	□

Flashing for 18mm frame distance

EBW 4031B* for profiled roofing material up to 120mm	860	894	951	1,024	1,009	1,071	1,140	-	-	-	-	-	-	-
EBL 4031B* for slate up to 8mm thick	860	894	951	1,024	1,009	1,071	1,140	-	-	-	-	-	-	-

Flashing for 100mm frame distance†

EKW 4031E2* for profiled roofing material up to 120mm	832	865	921	992	977	1,037	1,104	-	-	-	-	-	-	-
EKL 4031E2* for slate up to 8mm thick	832	865	921	992	977	1,037	1,104	-	-	-	-	-	-	-
EKW 3031E2† for profiled roofing material up to 120mm	-	-	-	-	-	-	-	876	938	980	898	969	895	1,013
EKL 3031E2† for slate up to 8mm thick	-	-	-	-	-	-	-	876	938	980	898	969	895	1,013

Classic triple combination

Flashing for 100mm frame distance

EKW S0313**** for profiled roofing material up to 120mm	384	393	411	327	324	347	359	403	403	418	405	-	405	450
EKL S0313 **** for slate up to 8mm thick	384	393	411	327	324	347	359	403	403	418	405	-	405	450

* Includes installation products (BDX 2000, bearing beams and cover plate).

** Choose 100mm frame distance if Anti-heat blackout shutters are needed.

*** Includes Adjustable middle gutter and installation products.

**** Includes installation products BDX 2000.

† Includes installation products (BDX 2000 and cover plate).

For Integrated triple see page 52 for additional information.

All prices in EUR (€)
Find all flashing types, sizes and prices at velux.ie




Quattro combination

External frame sizes (w×h) cm	CK02	CK04	CK06	FK06	MK04	MK06	MK08	PK06	PK08	PK10	SK06	SK08	UK04	UK08
	55×78	55×98	55×118	66×118	78×98	78×118	78×140	94×118	94×140	94×160	114×118	114×140	134×98	134×140

Flashing for 100mm frame distance

EKW S0229* for profiled roofing material up to 120mm	590	602	630	677	677	711	758	807	846	874	839	895	895	962
EKL S0225* for slate up to 8mm thick	590	602	630	677	677	711	758	807	846	874	839	895	895	962

For Quattro combination see page 54 for additional information.



Duo combination

External frame sizes (w×h) cm	CK02	CK04	CK06	FK06	MK04	MK06	MK08	PK06	PK08	PK10	SK06	SK08	UK04	UK08
	55×78	55×98	55×118	66×118	78×98	78×118	78×140	94×118	94×140	94×160	114×118	114×140	134×98	134×140

Flashing for 100mm frame distance

EKW S00W02* for profiled roofing material up to 120mm	283	289	303	325	325	342	364	387	406	420	403	430	430	462
EKL S00L02* for slate up to 8mm thick	283	289	303	325	325	342	364	387	406	420	403	430	430	462

For Duo combination see page 56 for additional information.
* Includes installation products BDX 2000.

All prices in EUR (€)
Find all flashing types, sizes and prices at velux.ie



Sloping and fixed

External frame sizes (w×h) cm	MK04	MK06	MK08	PK06	PK08	PK10	SK06	SK08	UK04	UK08
	78×98	78×118	78×140	94×118	94×140	94×160	114×118	114×140	134×98	134×140

Flashing for upper element

EDW 2000* for profiled roofing material up to 120mm	134	141	150	159	167	173	166	177	177	190
EDL 2000* for slate up to 8mm thick	134	141	150	159	167	173	166	177	177	190
EDJ 2000* for recessed installation into profiled roofing material up to 90mm	209	219	234	249	261	269	259	276	276	297
EDN 2000 * for recessed installation into slate up to 8mm thick	214	225	240	255	268	276	266	283	283	304

Flashing for extension element

	WK34
ETW 2000 for profiled roofing material up to 120mm	89
ETL 2000 for slate up to 8mm thick	89
From March to August 2025	
ETJ 0000 for recessed installation into profiled roofing material up to 90mm	146
ETN 0000 for recessed installation into slate up to 8mm thick	146
NEW from September 2025*	
ETJ 2000 for recessed installation into profiled roofing material up to 90mm	189
ETN 2000 for recessed installation into slate up to 8mm thick	189

For Sloping and fixed see page 58 for additional information. * Includes installation products BDX 2000.



Sloping and vertical

External frame sizes (w×h) cm	MK04	MK06	MK08	PK06	PK08	PK10	SK06	SK08	UK04	UK08
	78×98	78×118	78×140	94×118	94×140	94×160	114×118	114×140	134×98	134×140

Flashing

From March to August 2025

EFW 0012 for profiled roofing material up to 120mm	180	189	202	214	225	233	224	238	238	256
EFL 0012 for slate up to 8mm thick	180	189	202	214	225	233	224	238	238	256
EFJ 0012 for recessed installation into profiled roofing material up to 90mm	309	324	346	368	386	399	383	408	408	439
EFN 0012 for recessed installation into slate up to 8mm thick	309	324	346	368	386	399	383	408	408	439

NEW from September 2025*

EFW 2012 for profiled roofing material up to 120mm	234	246	262	279	293	302	291	309	309	333
EFL 2012 for slate up to 8mm thick	234	246	262	279	293	302	291	309	309	333
EFJ 2012 for recessed installation into profiled roofing material up to 90mm	402	422	450	478	502	518	498	530	530	570
EFN 2012 for recessed installation into slate up to 8mm thick	402	422	450	478	502	518	498	530	530	570

For Sloping and vertical see page 60 for additional information.
* Includes installation products BDX 2000.

All prices in EUR (€)
Find all flashing types, sizes and prices at velux.ie



Vapour barrier collar

Save time and hassle by using the VELUX Vapour barrier collar that fits perfectly into the groove of the roof window.

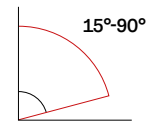
The Vapour barrier collar guarantees a secure and airtight solution and prevents condensation from forming in the roof construction.

- Fits perfectly to the dimensions of the roof window.
- Pre-fitted rubber seals along all sides guarantee a vapour-tight solution.
- Unique application tool ensures one-step procedure.

External frame sizes (w×h) cm	CK02	CK04	CK06	FK06	MK04	MK06	MK08	PK06	PK08	PK10	SK06	UK04
	55×78	55×98	55×118	66×118	78×98	78×118	78×140	94×118	94×140	94×160	114×118	134×98
Vapour barrier BBX												
BBX 0000	34	35	37	38	38	40	42	42	43	45	44	44

All prices in EUR (€)
Find all sizes and prices at velux.ie

Roof pitch



Characteristics

- Unique, welded rubber seal gasket fits precisely into the roof window groove.



- Welded and reinforced corners provide extra security against penetration.



Lining

If you want a ready-made solution, our prefabricated linings make installation easy, with no need for additional painting or adhesives.

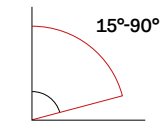
VELUX linings are made in water-resistant and maintenance-free PVC material and fit perfectly with VELUX roof windows.

- Click-on brackets save time and ensure correct installation.
- Design enhances insulation and minimises cold bridges.
- Includes BBX vapour barrier for an airtight seal.

External frame sizes (w×h) cm	CK02	CK04	CK06	FK06	MK04	MK06	MK08	PK08	SK06	UK04
	55×78	55×98	55×118	66×118	78×98	78×118	78×140	94×140	114×118	134×98
White PVC Lining including BBX										
LSB 2000 For roof thickness up to 300mm	210	214	219	223	223	227	236	241	243	259
LSC 2000 For roof thickness up to 400mm	260	265	271	277	277	282	293	299	301	321
LSD 2000 For roof thickness up to 500mm	420	430	439	448	448	457	475	484	489	512


All prices in EUR (€)
Find all sizes and prices at velux.ie

Roof pitch




Characteristics

- The white finish provides maximum daylight influx.



- The shape ensures correct warm air circulation that helps to prevent condensation.





Blinds and shutters

Heat protection products

Page 106

Anti-heat blackout shutter
Anti-heat blackout blind
Anti-heat blind
Combined interior and exterior

Roller blinds

Page 113

Nature collection
Children's collection
Colour by You
Blackout
Duo blackout
Basic blackout
Translucent

Pleated blinds

Page 123

Blackout energy
Translucent

Venetian blinds

Page 126

Insect screen


Page 127

Blinds for Flat roof windows can be found on page 138.

5
Year
Guarantee

5-year guarantee for electric and solar-powered shutters, anti-heat blackout blinds, anti-heat blinds and interior blinds.

3-year guarantee for manual interior blinds, insect screens and manual exterior anti-heat blinds.



Protect your home all year
round with VELUX exterior
Anti-heat blinds and shutters

Outdoor protection, indoor comfort all year round

Our wide range of VELUX exterior anti-heat products helps protect your home from overheating in the summer and provides extra insulation on cold days, keeping your indoor temperature comfortable. Our solar products use daylight energy as their power source, eliminating the need for wiring and offering a seamless installation from inside the room.

All year round temperature control

Create a shield between the sun's rays and your roof windows to prevent the direct sunlight from entering your home. This helps to keep the indoor temperature cooler, reducing the need for air conditioning and lowering energy costs. In colder months, shutters provide an additional shield from the outside to keep the warmth in.

Durability and longevity

Crafted from high-quality materials, our anti-heat blinds and shutters are designed to withstand the harshest weather conditions, while maintaining their functionality and visual appeal for years to come.

Easy installation

Designed to seamlessly match your VELUX roof windows, our products offer a hassle-free installation. With installation taking place from inside the room, you'll have your new anti-heat blinds or shutters up in no time!

Discover the exterior blind or shutter that best meets the needs of your home.

Anti-heat blackout shutter

Heat protection, blackout and insulation

See more on page 107.



Heat protection	● ● ● ●
Blackout	● ● ● ●
Insulation	● ●
Daylight exposure	
Burglary prevention	● ● ●
Weather protection	● ● ● ●

Anti-heat blackout blind

Heat protection and blackout

See more on page 108.



Heat protection	● ● ● ●
Blackout	● ● ●
Insulation	●
Daylight exposure	
Burglary prevention	● ● ●
Weather protection	● ●

Anti-heat blind

Heat protection and transparency



See more on page 109.



Heat protection	● ● ●
Blackout	
Insulation	
Daylight exposure	● ● ●
Burglary prevention	
Weather protection	●



Up to 4.8°C cooler inside*



Aluminium profiles: 0000

Indoor climate

Heat protection, blackout and insulation all year round.

Heat protection	● ● ● ●
Blackout	● ● ● ●
Insulation	● ●
Daylight exposure	
Burglary prevention	● ● ●
Weather protection	● ● ● ●

Read more about Anti-heat blackout shutter specifications at velux.ie/shutter

Anti-heat blackout shutter

Take full control of your indoor comfort with the superior heat protection and blackout offered by the VELUX Anti-heat blackout shutter. The ideal choice for year-round use, the sturdy aluminium shield exterior offers the very best outdoor protection.

- All-in-one protection.
- Best heat protection and sun screening.

- Excellent blackout.
- Provides an additional shield from the outside to keep the warmth in the room during colder months.
- Rain noise reduction.
- Effective protection of roof window and against break-ins.
- Can be combined with a decorative interior blind and an Insect screen.

Intelligent home control

Combine your VELUX solar and electric product with our intelligent home control solutions for multiple operation, scheduling and automation.

Read more on page 24.

Most sold window sizes	CK01 C01	CK02 C02	CK04 C04	CK06 C06	FK06 F06	MK04 M04	MK06 M06	MK08 M08	PK04 P04	PK08 P08	PK10 P10	SK06 S06	UK04 U04	UK08 U08
Sizes (w×h) cm	55×70	55×78	55×98	55×118	66×118	78×98	78×118	78×140	94×98	94×140	94×160	114×118	134×98	134×140
Solar SSL	594	594	634	654	682	674	708	748	728	810	850	822	816	950
Electric SML	446	446	476	492	512	508	532	562	548	608	638	618	614	714
Electric SMH**	-	-	-	-	716	-	746	788	-	852	-	866	-	-
Window size	FFK06	FFK08	FMK06	FMK08	FPK06	FPK08	MMK06	MMK08	FFKF06	FFKF08				
	127×118	127×140	139×118	139×140	155×118	155×140	151×118	151×140	188×118	188×140				
Solar SSLs for 3in1 and 2in1***	1,434	1,490	1,462	1,533	1,526	1,597	1,490	1,576	2,151	2,235				

KUX 110 control system is needed if you install an SML into a manually operated VELUX roof window. SSL and SML can be installed on roof windows one above the other, at least 25cm apart and SMH at least 30cm apart and on roof windows next to each other at least 10cm apart.

* Data from a simulated south-facing room with two VELUX GGU 70 roof windows in size MK06 (78.0 x 117.8cm), July - August 2023, recorded in London. Based on a study by VELUX 2023 on the effects of accessories in summer.


** SMH is designed for VELUX electric top-hung roof windows.

*** For installation on solar-powered roof windows size F one (or two) dual solar switch(es) Z0Z 246 must be added - read more on page 159.

All prices in EUR (€) Find all sizes, prices and more related products at velux.ie



Up to 4.7°C cooler inside*



Solid blackout fabric 0000

Indoor climate

- Heat protection and blackout all year round.

Heat protection	● ● ● ●
Blackout	● ● ●
Insulation	●
Daylight exposure	
Burglary prevention	
Weather protection	● ●

Read more about Anti-heat blackout blind specifications at velux.ie/SSS

Intelligent home control

Combine your VELUX solar and electric product with our intelligent home control solutions for multiple operation, scheduling and automation.

Read more on page 24.

Anti-heat blackout blind

Beat the heat with this effective combination. VELUX Anti-heat blackout blinds block heat and light and is ideal for those who want to keep comfortable indoors on hot days and sleep better on warm nights. It is solar powered and easy to install with no need for wiring.

- Effective combination.
- Great heat protection.
- Blocks out light.
- Rain noise reduction.
- Tough, durable polyester fabric.
- Easy self-installation from inside the room.
- Can be combined with a decorative interior blind and an Insect screen.

Most sold window sizes	CK01 C01	CK02 C02	CK04 C04	CK06 C06	FK06 F06	MK04 M04	MK06 M06	MK08 M08	PK04 P04	PK08 P08	PK10 P10	SK06 S06	UK04 U04	UK08 U08
Sizes (w×h) cm	55×70	55×78	55×98	55×118	66×118	78×98	78×118	78×140	94×98	94×140	94×160	114×118	134×98	134×140
Solar SSS**	356	356	382	394	410	406	426	450	438	486	512	494	490	572

Window size	FFK06	FFK08	FMK06	FMK08	FPK06	FPK08	MMK06	MMK08	FFKF06	FFKF08
	127×118	127×140	139×118	139×140	155×118	155×140	151×118	151×140	188×118	188×140
Solar SSSS for 3in1 and 2in1**	820	852	836	876	872	913	852	900	1,230	1,278

For old VELUX roof window generations (VES), a ZOZ 238 installation kit set is needed. For VELUX electric top-hung roof windows, a ZOZ 229S kit set is needed.

* Data from a simulated south-facing room with two VELUX GGU 70 roof windows in size MK06 (78.0 x 117.8cm), July – August 2023, recorded in London. Based on a study by VELUX 2023 on the effects of accessories in summer.


** For installation on solar-powered roof windows size C or F one (or two) dual solar switch(es) ZOZ 246 must be added - read more on page 159.

All prices in EUR (€)

Find all sizes, prices and more related products at velux.ie



Up to 4.1°C cooler inside*



Transparent fabric 5060

Indoor climate

- Heat protection and transparency all year round.

Heat protection	● ● ●
Blackout	
Insulation	
Daylight exposure	● ● ●
Burglary prevention	
Weather protection	●

Read more about Anti-heat blind specifications at velux.ie/awning

Intelligent home control

Combine your VELUX solar and electric product with our intelligent home control solutions for multiple operation, scheduling and automation.

Read more on page 24.

Anti-heat blind

Keep your indoors cool and comfortable all day with VELUX Anti-heat blinds that block incoming heat before it ever hits your VELUX roof windows. The ideal choice for home offices or living rooms where you want cooler temperatures and to reduce glare on sunny days.

- Effective heat reduction.
- Transparent fabric – lets in light and retains the view to the outside.
- Rain noise reduction.
- Easy self-installation from inside the room.
- Can be combined with a decorative interior blind and an Insect screen.

Most sold window sizes	CK01 C01	CK02 C02	CK04 C04	CK06 C06	FK06 F06	MK04 M04	MK06 M06	MK08 M08	PK04 P04	PK08 P08	PK10 P10	SK06 S06	UK04 U04	UK08 U08
Sizes (w×h) cm	55×70	55×78	55×98	55×118	66×118	78×98	78×118	78×140	94×98	94×140	94×160	114×118	134×98	134×140
Solar MSL**	290	290	310	320	332	330	346	366	356	396	416	402	398	464
Electric MML	290	290	310	320	332	330	346	366	356	396	416	402	398	464
Manual MHL	82	82	82	82	94	102	102	102	118	118	118	130	142	142

Window size	FFK06	FFK08	FMK06	FMK08	FPK06	FPK08	MMK06	MMK08	FFKF06	FFKF08
	127×118	127×140	139×118	139×140	155×118	155×140	151×118	151×140	188×118	188×140
Solar MSLS for 3in1 and 2in1**	666	692	679	712	709	741	692	732	999	1,038

For old VELUX roof window generations (VES), a ZOZ 238 installation kit set is needed. For VELUX electric top-hung roof windows, a ZOZ 229S kit set is needed.

KUX 110 control system is needed if you install an MML into a manually operated VELUX roof window.

* Data from a simulated south-facing room with two VELUX GGU 70 roof windows in size MK06 (78.0 x 117.8cm), July – August 2023, recorded in London. Based on a study by VELUX 2023 on the effects of accessories in summer.

** For installation on solar-powered roof windows size C or F one (or two) dual solar switch(es) ZOZ 246 must be added - read more on page 159.

All prices in EUR (€)

Find all sizes, prices and more related products at velux.ie

Combine interior and exterior blinds for optimal comfort

Buy your interior and exterior blind together and save 10%


Find your perfect pairing with a manual interior blind and exterior Anti-heat blind.

- Combine a manual interior blind and exterior Anti-heat blind and enjoy double the benefit, for less.
- Interior blinds are available in 4 standard colours and in 2 side rail options - white or brushed aluminium.
- The manual Anti-heat blind comes with simple-to-handle hook fixing for positioning on the outside of your roof window.
- Transparent fabric lets in light and retains the view to the outside.
- Easy self-installation from the inside.



Heat protection plus blackout (DOP)*

Anti-heat blind + Blackout roller blind



Heat protection plus blackout and insulation (FOP)*

Anti-heat blind + Blackout energy pleated blind



Heat protection plus light dimming (ROF)*


Anti-heat blind + Translucent roller blind



Heat protection plus light dimming (FOL)*

Anti-heat blind + Translucent pleated blind

Colour options



Interior blind for light control
See more on page 113.

Exterior blind for heat protection
See more on page 106.

Most sold window sizes	CK01 C01	CK02 C02	CK04 C04	CK06 C06	FK06 F06	MK04 M04	MK06 M06	MK08 M08	PK04 P04	PK08 P08	PK10 P10	SK06 S06	UK04 U04	UK08 U08
Sizes (w×h) cm	55×70	55×78	55×98	55×118	66×118	78×98	78×118	78×140	94×98	94×140	94×160	114×118	134×98	134×140
	□	□	□	□	□	□	□	□	□	□	□	□	□	□
Manual operation	DOP 148	148	153	162	179	182	189	196	209	223	230	238	252	270
	FOP 169	169	177	187	206	209	218	227	239	257	266	274	290	313
	ROF 148	148	153	162	179	182	189	196	209	223	230	238	252	270
	FOL 159	159	166	175	191	196	204	211	225	239	248	256	270	292

* DOP, ROF, FOP and FOL: Are not suitable for GGU, GPU white maintenance-free roof windows with a 3-digit reference number (eg GGU 304), or for GGLS roof windows.

To order the blind with white side rails, simply add WL to the end of your product code.

All prices in EUR (€)
Find all sizes, prices and more related products at velux.ie

CO₂ reduced with recycled materials




Translucent roller blind RFY




Blackout roller blind DKY

Colour options

Blackout roller blind DKY



Translucent roller blind RFY



Nature collection

For design and environmentally-conscious consumers, our Nature Collection roller blinds come in a range of colours that allow you to bring the peace and tranquility of nature directly into your home. The blinds are made from a minimum 50% recycled fabric and 75% recycled aluminium and have a lower carbon footprint than the standard option. This allows you to enjoy the same high quality as every VELUX product but, with a 50% reduced carbon footprint during production compared to ordinary VELUX blinds.

Blackout roller blind DKY

- Excellent blackout to darken the room.

Translucent roller blind RFY

- Softens incoming light and provides privacy.

Blackout roller blind DKY and Translucent roller blind RFY

- Available with white or brushed aluminium side rails.
- Combine with an exterior anti-heat blind or shutter for effective heat protection. Read more on page 106.
- Combine with an Insect screen to enjoy fresh air without unwanted visitors. Read more on page 127.

Installation

- Quick and easy installation with pre-fitted brackets.

Certifications

- Standard 100 by OEKO-TEX® (2276-378) – textiles tested for certain harmful substances.
- STeP by OEKO-TEX® (22002567) – STeP stands for Sustainable Textile & Leather Production.
- Our products hold verified EPD certificates complying with the European Standard EN 15804+A2.

Most sold window sizes	CK01 C01	CK02 C02	CK04 C04	CK06 C06	FK06 F06	MK04 M04	MK06 M06	MK08 M08	PK04 P04	PK08 P08	PK10 P10	SK06 S06	UK04 U04	UK08 U08
Sizes (w×h) cm	55×70	55×78	55×98	55×118	66×118	78×98	78×118	78×140	94×98	94×140	94×160	114×118	134×98	134×140
Manual operation	DKY 94	94	102	112	118	116	124	132	132	148	158	154	158	182
	RFY 94	94	102	112	118	116	124	132	132	148	158	154	158	182

To order the blind with white side rails, simply add WL to the end of your product code.

All prices in EUR (€)
Find all sizes and prices at velux.ie



Children's collection

The greatest adventures start with a good night's sleep. VELUX Children's collection blinds feature inspirational and cheerful designs made for kids' rooms. Available as a Blackout blind or as Duo blackout blind that combines blackout and light dimming in one solution.

Blackout roller blind DKL

- Excellent blackout to darken the room.

Duo blackout roller blind DFD

- Two ways to control light in one solution – blackout the room completely or soften incoming light.
- Choose any Children's collection Blackout roller blind combined with a white pleated blind.

Blackout roller blind DKL and Duo blackout roller blind DFD

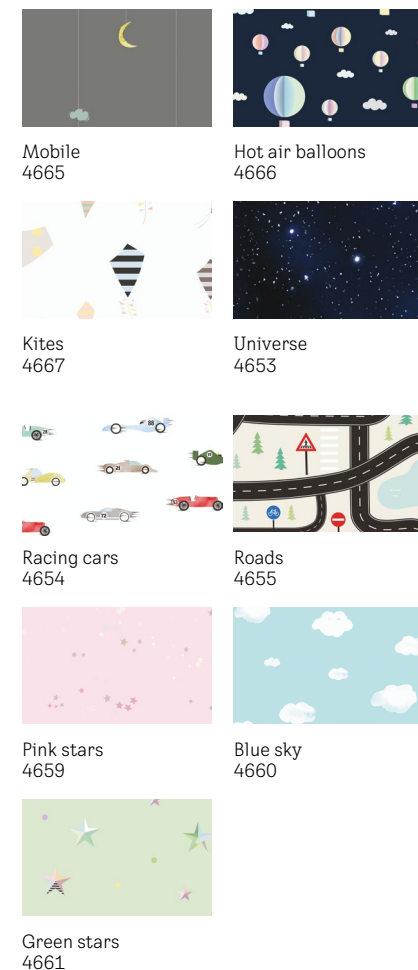
- Available with white or brushed aluminium side rails.
- Combine with an exterior anti-heat blind or shutter for effective heat protection. Read more on page 106.
- Combine with an Insect screen to enjoy fresh air without unwanted visitors. Read more on page 127.

Most sold window sizes	CK01 C01	CK02 C02	CK04 C04	CK06 C06	FK06 F06	MK04 M04	MK06 M06	MK08 M08	PK04 P04	PK08 P08	PK10 P10	SK06 S06	UK04 U04	UK08 U08	
Sizes (w×h) cm	55×70	55×78	55×98	55×118	66×118	78×98	78×118	78×140	94×98	94×140	94×160	114×118	134×98	134×140	
	<input type="checkbox"/>	<input type="checkbox"/>	<input type="checkbox"/>	<input type="checkbox"/>	<input type="checkbox"/>	<input type="checkbox"/>	<input type="checkbox"/>	<input type="checkbox"/>	<input type="checkbox"/>	<input type="checkbox"/>	<input type="checkbox"/>	<input type="checkbox"/>	<input type="checkbox"/>	<input type="checkbox"/>	
Manual operation	DKL	94	94	102	112	118	116	124	132	132	148	158	154	158	182
	DFD	122	122	132	146	154	150	162	172	170	192	204	200	206	236

To order the blind with white side rails, simply add WL to the end of your product code.

All prices in EUR (€)
Find all sizes and prices at velux.ie

Colour options



Installation

- Quick and easy installation with pre-fitted brackets.

Certifications

- Standard 100 by OEKO-TEX (1076-184) – contains no harmful substances.
- STeP by OEKO-TEX (22002567) – sustainable textile production.



Colour by You

The Colour by You collection lets you customise your roller blinds. Choose from thousands of colours to create the look that you've been dreaming of. Get inspired by trying the colour selection tool at veluxblindsdirect.ie and start customising your blinds today.

- Available for Translucent roller blind (RFL, RML, RSL), Blackout roller blind (DKL, DML, DSL) and Duo blackout roller blind (DFD). All with a choice of white or brushed aluminium side rails.
- Combine with an exterior anti-heat blind or shutter for effective heat protection. Read more on page 106.
- Combine with an Insect screen to enjoy fresh air without unwanted visitors. Read more on page 127.
- Along the bottom of the blind, the new slimmer profile on the solar and electric options provides an unobstructed view and maximum daylight.

Most sold window sizes		CK01 C01	CK02 C02	CK04 C04	CK06 C06	FK06 F06	MK04 M04	MK06 M06	MK08 M08	PK04 P04	PK08 P08	PK10 P10	SK06 S06	UK04 U04	UK08 U08
Sizes (w×h) cm		55×70	55×78	55×98	55×118	66×118	78×98	78×118	78×140	94×98	94×140	94×160	114×118	134×98	134×140
		<input type="checkbox"/>	<input type="checkbox"/>	<input type="checkbox"/>	<input type="checkbox"/>	<input type="checkbox"/>	<input type="checkbox"/>	<input type="checkbox"/>	<input type="checkbox"/>	<input type="checkbox"/>	<input type="checkbox"/>	<input type="checkbox"/>	<input type="checkbox"/>	<input type="checkbox"/>	<input type="checkbox"/>
NEW DESIGN	DSL	200	200	208	218	224	222	230	238	238	254	264	260	264	288
Solar	RSL	200	200	208	218	224	222	230	238	238	254	264	260	264	288
NEW DESIGN	DML	200	200	208	218	224	222	230	238	238	254	264	260	264	288
Electric	RML	200	200	208	218	224	222	230	238	238	254	264	260	264	288
	DKL	94	94	102	112	118	116	124	132	132	148	158	154	158	182
Manual operation	RFL	94	94	102	112	118	116	124	132	132	148	158	154	158	182
	DFD	122	122	132	146	154	150	162	172	170	192	204	200	206	236


To order the blind with white side rails, simply add WL to the end of your product code.

All prices in EUR (€)
Find all sizes and prices at velux.ie




Colour options

Standard colours




1085 1100 0705 1025 3009


Trend colours



4574 4559 4564 4575 4576



4578 4577 4579 4580 4581



4556

Blackout roller blind

The VELUX Blackout roller blind offers blackout for darkness anytime, ideal for bedrooms to ensure a good night's sleep or a daytime nap.

- Along the bottom of the blind, the new slimmer profile on the solar and electric options provides an unobstructed view and maximum daylight.
- Excellent blackout.
- Available with white or brushed aluminium side rails.
- Combine your manual blind with an Anti-heat blind and save 10%. Read more on page 110.
- Combine with an Insect screen to enjoy fresh air without unwanted visitors. Read more on page 127.

Installation

- Quick and easy installation with pre-fitted brackets.




Intelligent home control

Combine your VELUX solar and electric product with our intelligent home control solutions for multiple operation, scheduling and automation.

Read more on page 24.

Certifications

- Standard 100 by OEKO-TEX® (1076-184) –textiles tested for certain harmful substances.
- STeP by OEKO-TEX® (22002567) – STeP stands for Sustainable Textile & Leather Production.

Most sold window sizes		CK01 C01	CK02 C02	CK04 C04	CK06 C06	FK06 F06	MK04 M04	MK06 M06	MK08 M08	PK04 P04	PK08 P08	PK10 P10	SK06 S06	UK04 U04	UK08 U08
Sizes (w×h) cm		55×70	55×78	55×98	55×118	66×118	78×98	78×118	78×140	94×98	94×140	94×160	114×118	134×98	134×140
		□	□	□	□	□	□	□	□	□	□	□	□	□	□
NEW DESIGN	Standard	188	188	194	204	210	206	214	222	220	236	244	240	244	264
 Solar DSL	Trend	200	200	208	218	224	222	230	238	238	254	264	260	264	288
NEW DESIGN	Standard	188	188	194	204	210	206	214	222	220	236	244	240	244	264
 Electric DML	Trend	200	200	208	218	224	222	230	238	238	254	264	260	264	288
 Manual DKL	Standard	82	82	88	98	104	100	108	116	114	130	138	134	138	158
	Trend	94	94	102	112	118	116	124	132	132	148	158	154	158	182

KUX 110 control system is needed if you install an DML into a manually operated VELUX roof window. To order the blind with white side rails, simply add WL to the end of your product code.


All prices in EUR (€)
Find all sizes and prices at velux.ie






Colour options

Standard colours



Trend colours



Always combined with white Translucent pleated blind (1016)

Installation

- Quick and easy installation with pre-fitted brackets.

Certifications

- Standard 100 by OEKO-TEX® (1076-184) – textiles tested for certain harmful substances.
- STeP by OEKO-TEX® (22002567) – STeP stands for Sustainable Textile & Leather Production.

Duo blackout roller blind

VELUX Duo blackout roller blind is a blackout roller and a translucent pleated blind in one. It offers the best of both worlds - blackout at night and softly diffused light during the day.

- Two ways to control light in one solution – excellent blackout to darken the room or soften incoming light.
- Choose any colour blackout roller blind combined with a white pleated blind.
- Available with white or brushed aluminium side rails.
- Combine with an exterior Anti-heat blind or shutter for effective heat protection. Read more on page 106.
- Combine with an Insect screen to enjoy fresh air without unwanted visitors. Read more on page 127.

Most sold window sizes	CK01 C01	CK02 C02	CK04 C04	CK06 C06	FK06 F06	MK04 M04	MK06 M06	MK08 M08	PK04 P04	PK08 P08	PK10 P10	SK06 S06	UK04 U04	UK08 U08	
Sizes (w×h) cm	55×70	55×78	55×98	55×118	66×118	78×98	78×118	78×140	94×98	94×140	94×160	114×118	134×98	134×140	
Manual DFD	Standard	106	106	114	126	134	130	140	150	148	168	178	174	180	206
	Trend	122	122	132	146	154	150	162	172	170	192	204	200	206	236


To order the blind with white side rails, simply add WL to the end of your product code.

All prices in EUR (€)
Find all sizes and prices at velux.ie



Colour options

Standard colours



Installation

- Quick and easy installation with pre-fitted brackets.

Certifications

- Standard 100 by OEKO-TEX® (1076-184) – textiles tested for certain harmful substances.
- STeP by OEKO-TEX® (22002567) – STeP stands for Sustainable Textile & Leather Production.

Basic blackout blind

The VELUX Basic blackout blind is a good alternative for roof windows manufactured before 2014. It is an ideal solution if you simply want to replace your old blind with a cost-effective solution.

- Blackout effect.
- Stepless positioning.
- Only available for VELUX roof windows manufactured before 2014.
- Available in 4 colours and comes with a 2-year guarantee.
- Combine with an exterior Anti-heat blind or shutter for effective heat protection. Read more on page 106.


Most sold window sizes	C02	C04	F06	M04	M06	M08	P08	S06	U04	U08	
Sizes (w×h) cm	55×78	55×98	66×118	78×98	78×118	78×140	94×140	114×118	134×98	134×140	
Manual operation	DBL	58	62	72	70	76	80	90	94	96	110

All prices in EUR (€)
Find all sizes and prices at velux.ie



Colour options

Standard colours



Trend colours



Installation

- Quick and easy installation with pre-fitted brackets.

Intelligent home control

- Combine your VELUX solar and electric product with our intelligent home control solutions for multiple operation, scheduling and automation.

Read more on page 24.

Certifications

- Standard 100 by OEKO-TEX® (1076-184) – textiles tested for certain harmful substances.
- STeP by OEKO-TEX® (22002567) – STeP stands for Sustainable Textile & Leather Production.

Translucent roller blind

VELUX Translucent roller blinds provide basic privacy whilst still allowing in natural light. Perfect for living rooms, offices and playrooms.

- Along the bottom of the blind, the new slimmer profile on the solar and electric options provides an unobstructed view and maximum daylight.
- Softens incoming light and provides privacy.
- Available with white or brushed aluminium side rails.
- Combine your manual blind with a manual Anti-heat blind and save 10%. Read more on page 110.
- Combine with an Insect screen to enjoy fresh air without unwanted visitors. Read more on page 127.

Most sold window sizes		CK01 C01	CK02 C02	CK04 C04	CK06 C06	FK06 F06	MK04 M04	MK06 M06	MK08 M08	PK04 P04	PK08 P08	PK10 P10	SK06 S06	UK04 U04	UK08 U08
Sizes (w×h) cm		55×70	55×78	55×98	55×118	66×118	78×98	78×118	78×140	94×98	94×140	94×160	114×118	134×98	134×140
		□	□	□	□	□	□	□	□	□	□	□	□	□	□
NEW DESIGN	Standard	188	188	194	204	210	206	214	222	220	236	244	240	244	264
Solar RSL	Trend	200	200	208	218	224	222	230	238	238	254	264	260	264	288
NEW DESIGN	Standard	188	188	194	204	210	206	214	222	220	236	244	240	244	264
Electric RML	Trend	200	200	208	218	224	222	230	238	238	254	264	260	264	288
Manual RFL	Standard	82	82	88	98	104	100	108	116	114	130	138	134	138	158
	Trend	94	94	102	112	118	116	124	132	132	148	158	154	158	182

KUX 110 control system is needed if you install an RML into a manually operated VELUX roof window. To order the blind with white side rails, simply add WL to the end of your product code.

All prices in EUR (€)
Find all sizes and prices at velux.ie






Blackout energy pleated blind

VELUX Blackout energy pleated blinds provide both blackout and insulation, perfect for bedrooms that need blackout at night and extra insulation. Adjust the blind from both the top and the bottom of the roof window* to let in exactly the right amount of light.

- Along the bottom of the blind, the new slimmer profile on the solar and electric options provides an unobstructed view and maximum daylight.
- Blackout for a great night's sleep or a nap during the day.
- Insulation for increased comfort during colder months.
- A flying blind design that can be placed anywhere on the roof window.*
- Available with white or brushed aluminium side rails.
- Combine your manual blind with a manual Anti-heat blind and save 10%. Read more on page 110.
- Combine with an Insect screen to enjoy fresh air without unwanted visitors. Read more on page 127.

Colour options

Standard colours



Trend colours



Installation

- Quick and easy installation with pre-fitted brackets.

Intelligent home control

Combine your VELUX solar and electric product with our intelligent home control solutions for multiple operation, scheduling and automation.

Read more on page 24.


Certifications

- Standard 100 by OEKO-TEX® (1076-184) – textiles tested for certain harmful substances.
- STeP by OEKO-TEX® (22002567) – STeP stands for Sustainable Textile & Leather Production.

Most sold window sizes		CK01 C01	CK02 C02	CK04 C04	CK06 C06	FK06 F06	MK04 M04	MK06 M06	MK08 M08	PK04 P04	PK08 P08	PK10 P10	SK06 S06	UK04 U04	UK08 U08
Sizes (w×h) cm		55×70	55×78	55×98	55×118	66×118	78×98	78×118	78×140	94×98	94×140	94×160	114×118	134×98	134×140
		□	□	□	□	□	□	□	□	□	□	□	□	□	□
NEW DESIGN	Standard	212	212	220	232	240	236	246	256	254	274	284	280	286	312
	Trend	228	228	238	252	260	256	268	278	276	298	310	306	312	342
NEW DESIGN	Standard	212	212	220	232	240	236	246	256	254	274	284	280	286	312
	Trend	228	228	238	252	260	256	268	278	276	298	310	306	312	342
	Standard	106	106	114	126	134	130	140	150	148	168	178	174	180	206
	Trend	122	122	132	146	154	150	162	172	170	192	204	200	206	236


KUX 110 control system is needed if you install an FMC into a manually operated VELUX roof window. To order the blind with white side rails, simply add WL to the end of your product code.
* Manual version only.

All prices in EUR (€)
Find all sizes and prices at velux.ie



Colour options

Standard colours




1016 1274 1259 1282

Trend colours



1276 1277 1278 1279



1280 1281 1256 1275



1283 1284 1285 1286

Translucent pleated blind

The VELUX Translucent pleated blind is a decorative solution that provides privacy whilst diffusing soft natural light into your room. Adjust the blind from both the top and the bottom of the roof window* to let in exactly the right amount of light.

- Along the bottom of the blind, the new slimmer profile on the solar and electric options provides an unobstructed view and maximum daylight.
- Softens incoming light and provides privacy.
- A flying blind design that can be placed anywhere on the roof window.*
- Available with white or brushed aluminium side rails.
- Combine with an exterior Anti-heat blind or shutter for effective heat protection. Read more on page 106.
- Combine with an Insect screen to enjoy fresh air without unwanted visitors. Read more on page 127.

Installation

- Quick and easy installation with pre-fitted brackets.




Intelligent home control

Combine your VELUX solar and electric product with our intelligent home control solutions for multiple operation, scheduling and automation.

Read more on page 24.

Certifications


- Standard 100 by OEKO-TEX® (1076-184) – textiles tested for certain harmful substances.
- STeP by OEKO-TEX® (22002567) – STeP stands for Sustainable Textile & Leather Production.

Most sold window sizes		CK01 C01	CK02 C02	CK04 C04	CK06 C06	FK06 F06	MK04 M04	MK06 M06	MK08 M08	PK04 P04	PK08 P08	PK10 P10	SK06 S06	UK04 U04	UK08 U08
Sizes (w×h) cm		55×70	55×78	55×98	55×118	66×118	78×98	78×118	78×140	94×98	94×140	94×160	114×118	134×98	134×140
		□	□	□	□	□	□	□	□	□	□	□	□	□	□
NEW DESIGN	Standard	200	200	208	218	224	222	230	238	238	254	264	260	264	288
 Solar FSL	Trend	214	214	222	234	242	238	248	258	256	276	288	284	288	314
NEW DESIGN	Standard	200	200	208	218	224	222	230	238	238	254	264	260	264	288
 Electric FML	Trend	214	214	222	234	242	238	248	258	256	276	288	284	288	314
 Manual FHL	Standard	94	94	102	112	118	116	124	132	132	148	158	154	158	182
	Trend	108	108	116	128	136	132	142	152	150	170	182	178	182	208

KUX 110 control system is needed if you install an FML into a manually operated VELUX roof window. To order the blind with white side rails, simply add WL to the end of your product code.
* Manual version only.


All prices in EUR (€)
Find all sizes and prices at velux.ie





Colour options

Standard colours




7001

7057

Installation

- Quick and easy installation with pre-fitted brackets.

Details



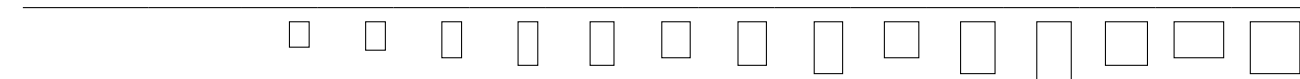
Unique and discreet tilt mechanism makes it very easy to tilt the slats.

Venetian blind

This classic solution for light dimming and privacy is perfect for bathrooms and kitchens. It is moisture-resistant and easy to clean.

- Preserves your view while providing privacy.
- Cordless operation.
- Available with white or brushed aluminium side rails.
- Combine with an exterior Anti-heat blind or shutter for effective heat protection. Read more on page 106.
- Combine with an Insect screen to enjoy fresh air without unwanted visitors. Read more on page 127.

Most sold window sizes	CK01 C01	CK02 C02	CK04 C04	CK06 C06	FK06 F06	MK04 M04	MK06 M06	MK08 M08	PK04 P04	PK08 P08	PK10 P10	SK06 S06	UK04 U04	UK08 U08
Sizes (w×h) cm	55×70	55×78	55×98	55×118	66×118	78×98	78×118	78×140	94×98	94×140	94×160	114×118	134×98	134×140



Manual PAL	Standard	106	106	114	126	134	130	140	150	148	168	178	174	180	206

To order the blind with white side rails, simply add WL to the end of your product code.


All prices in EUR (€)
Find all sizes and prices at velux.ie



Insect screen

Enjoy fresh air without unwanted visitors with a VELUX Insect screen. The screen is simple to operate and can be combined with any other VELUX interior or exterior blind. It has transparent net fabric and stows neatly away in the slim top casing when not in use.

- 100% insect-proof material.
- Transparent net fabric does not obstruct your view.
- Durable, wind-resistant fabric for long-lasting performance.
- Standard 100 by OEKO-TEX® (1076-184) – textiles tested for certain harmful substances.
- STeP by OEKO-TEX® (22002567) – STeP stands for Sustainable Textile & Leather Production.
- The screen can be combined with any other VELUX interior or exterior blind.



Determine the correct size

- Measure the inner wall width (A) and height (B) to find the size code and price of your insect screen in the table below.
- If you have two heights (B) or heights above 2400mm – two insect screens and one connector set ZOZ 157 SWL are needed.

IMPORTANT:
Insect screen size codes may differ from window size code, please measure (A) and (B) and find correct size code in the table below before ordering.

Installation

- Quick and easy installation.

	A						
	0-438mm	439-530mm	531-640mm	641-760mm	761-922mm	923-1120mm	1121-1285mm
0-1600mm	ZIL BK04	ZIL CK02	ZIL FK08	ZIL MK06	ZIL PK25	ZIL SK06	ZIL UK04
	123	115	151	151	185	188	193
1601-2000mm	SPECIAL ORDER	ZIL CK06	ZIL FK08	ZIL MK06	ZIL PK06	ZIL SK06	ZIL UK10
	-	136	151	151	165	188	232
2001-2400mm	SPECIAL ORDER	SPECIAL ORDER	ZIL FK08	ZIL MK10	ZIL PK10	ZIL SK10	ZIL UK10
	-	-	151	181	192	218	232

B

All prices in EUR (€)
Find all sizes and prices at velux.ie



10
Year
Guarantee

Flat roof windows

Curved glass rooflight Page 132

Flat glass rooflight Page 134

Special function glass rooflight Page 136

Blinds for curved and flat glass rooflights Page 138

Dome with glazing Page 140

Special function dome with glazing Page 142


Blinds for dome with glazing Page 144

Dome Page 146

Vario by VELUX bespoke rooflights Page 148

The full range of flat roof windows

We offer a complete range of flat roof windows to cover all needs. From innovative curved and flat glass rooflights to traditional domes, the VELUX flat roof window portfolio is broad and has something for everyone.




Curved glass rooflight

Top performer with CurveTech

- Maximum daylight area
- Excellent energy performance
- State-of-the-art design
- Excellent sound reduction
- Clear view and drainage with CurveTech

(Price example 100 x 100cm)
€1,645

See more page 132 →




Flat glass rooflight

Daylight, design and aesthetics

- Maximum daylight area
- Excellent energy performance
- State-of-the-art design
- Excellent sound reduction

(Price example 100 x 100cm)
€1,379

See more page 134 →




Dome with glazing

Advanced dome solution

- Good daylight area
- Good energy performance
- Classic design
- Good sound reduction

(Price example 100 x 100cm)
€1,019

See more page 140 →



Dome

Without glazing - for uninhabited rooms and buildings

- Basic daylight area
- Basic energy performance

(Price example 100 x 100cm)
€734

See more page 146 →

Bespoke solution

- If you are looking for a bespoke solution, check out Vario by VELUX on page 148.



Specifications for flat roof windows

	Curved glass rooflight	Flat glass rooflight	Dome with glazing	Dome
Application areas	<ul style="list-style-type: none"> Habitable rooms 	<ul style="list-style-type: none"> Habitable rooms 	<ul style="list-style-type: none"> Habitable rooms 	<ul style="list-style-type: none"> Uninhabited rooms and buildings, such as warehouses, garages, sheds or industrial buildings
Roof pitch	<ul style="list-style-type: none"> 0-15° 	<ul style="list-style-type: none"> 2-15° 	<ul style="list-style-type: none"> 0-15° 	<ul style="list-style-type: none"> 0-15°
Design	<ul style="list-style-type: none"> Curved glass top 88% daylight area* Glass-to-edge inside view Glass-to-edge curved top Integrated motor in frame Discreetly placed blinds Better view – rain off CurveTech 	<ul style="list-style-type: none"> Flat glass top 88% daylight area* Glass-to-edge inside view Glass-to-edge flat top Integrated motor in frame Discreetly placed blinds 	<ul style="list-style-type: none"> Clear or opaque dome skin 70% daylight area* Integrated motor in frame 	<ul style="list-style-type: none"> 2 or 3-layer opaque dome skins 64% daylight area*
Performance	<ul style="list-style-type: none"> Glass top and base unit with double or triple glazing Insulating glass unit with inner laminated glass (P4A) Urc,ref300: 0.65W/(m²K)** Arc,ref300: 4.4m²** Sound insulation 39 dB** Burglary resistant as standard*** 	<ul style="list-style-type: none"> Glass top and base unit with double or triple glazing Insulating glass unit with inner laminated glass (P4A) Urc,ref300: 0.75W/(m²K)** Arc,ref300: 4.1m²** Sound insulation 39dB** Burglary resistant as standard*** 	<ul style="list-style-type: none"> Dome skin and base unit with double glazing Insulating glass unit with inner laminated glass (P4A) U-value: 0.80W/(m²K)** Area: 3.4m²** Sound insulation 36dB** Burglary resistant variant available*** 	<ul style="list-style-type: none"> 2 or 3-layer opaque dome skins (no glazing) U-value: 2.2W/(m²K)** Area: 2.6m²** Sound insulation 20dB**
Operation	<ul style="list-style-type: none"> Solar Electric Fixed 	<ul style="list-style-type: none"> Solar Electric Fixed 	<ul style="list-style-type: none"> Electric Fixed 	<ul style="list-style-type: none"> Electric Fixed
Smart home and sensors	<ul style="list-style-type: none"> Intelligent home control compatible Pre-installed rain sensor as standard Pre-paired Wall Switch 	<ul style="list-style-type: none"> Intelligent home control compatible Pre-installed rain sensor as standard Pre-paired Wall Switch 	<ul style="list-style-type: none"> Intelligent home control compatible Pre-installed rain sensor as standard Pre-paired Wall Switch 	<ul style="list-style-type: none"> Intelligent home control compatible Pre-installed rain sensor as standard Pre-paired Wall Switch
Heat protection and daylight adjustment	<ul style="list-style-type: none"> Anti-heat blind (solar) – optimised and discreet placement Blackout blind (solar) – optimised and discreet placement Insect screen (manual, cleanable, removable) 	<ul style="list-style-type: none"> Anti-heat blind (solar) – optimised and discreet placement Blackout blind (solar) – optimised and discreet placement Insect screen (manual, cleanable, removable) 	<ul style="list-style-type: none"> Anti-heat blind (solar) Blackout energy pleated blind (solar/electric) 	

* Daylight area stated as per method in EAD 220062-00-0401 (CE marking). Numbers mentioned are for a size 100x100.
 ** U-value, area and sound insulation is stated for fixed variants with either 2-layer dome (dome), Q variant 2-layer glazing unit (dome with glazing) and 2-layer glazing unit (flat glass and curved glass). U-values and areas are calculated for roof window size 1.2x1.2m, with a kerb height of 300mm, in accordance with method in EN 1873:2014+A1:2016.
 *** Complies with EU legislative requirements for burglary resistance, class 2.



CurveTech™

Free App Control gateway now included. Claim yours through the VELUX ACTIVE app. Learn more at velux.ie/freeapp

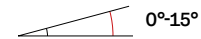
Curved glass rooflight

Solar, electric or fixed variants available

The VELUX glass rooflight with curved glass is a revolution in roof window design. The unique design with a slim frame and invisible sash provides maximum daylight and a beautiful glass-to-edge view from inside the home – even with a blind installed. In addition, the curved-shaped glass top allows rainwater to easily drain off the surface – even on 0° roof pitches.

- Maximum daylight area.
- Excellent energy performance.
- State-of-the-art design.
- Excellent sound reduction.
- Clear view and drainage.

Roof pitch



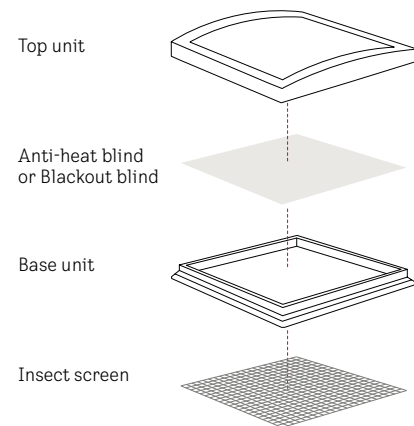
Details

- The premium choice for homeowners with 0-15° roof pitches.
- Glass-to-edge curved glass top unit.
- Unique roof window construction with a slim frame and invisible sash.
- Available with double or triple glazing for excellent energy performance and sound reduction.
- Laminated insulated glass unit for safety.
- Burglary resistant.*
- Comes in solar, electric and fixed variants.
- Solar and electric variants deliver fresh air at the touch of a button and have an integrated rain sensor.

* Complies with EU legislative requirements for burglary resistance, class 2.

Blind options

- The blinds are discreetly placed in the base unit construction, between the lower pane and outer glass, and do not compromise daylight, design or your view to the sky. See more about blinds options on page 138.



Mounting of blinds is done most conveniently during the rooflight installation process.

Intelligent home control

Combine your VELUX solar-powered product with our intelligent home control solutions for multiple product operation, scheduling and automation.

Free App Control included. Read more at velux.ie/freeapp

Motor placement

- On all rectangular sizes, the motor is placed on the long side. Please refer to the installation instructions for further details.



Available sizes	060060	090060	080080	090090	100100	120090	120120	150080	150100	150120	150150	200060	200100
Hole in roof (wxh) cm	60x60	90x60	80x80	90x90	100x100	120x90	120x120	150x80	150x100	150x120	150x150	200x60	200x100
External frame size (wxh) cm	82x82	112x82	102x102	112x112	122x122	142x112	142x142	172x102	172x122	172x142	172x172	222x82	222x122
h w Window opening***													
U _w -VALUE**													
	U _{rc,ref300} W/(m ² K)/ Arc,ref300 Area m ²												

Top unit		060060	090060	080080	090090	100100	120090	120120	150080	150100	150120	150150	200060	200100
ISU 1093	Curved glass top unit	646	712	769	854	949	987	1,234	1,149	1,253	1,472	1,709	1,301	1,794

Base unit		060060	090060	080080	090090	100100	120090	120120	150080	150100	150120	150150	200060	200100	
CVU 0320Q	Solar base unit, 2-layer glazing	0.65/4.4	1,231	1,280	1,322	1,384	1,454	1,482	1,607	1,524	1,628	1,739	1,913	1,628	2,225
CVU 0325Q	Solar base unit, 3-layer glazing	0.55/4.4	1,373	1,437	1,491	1,572	1,663	1,699	1,862	1,753	1,889	2,034	2,260	1,889	2,414
CVU 0220Q	Electric base unit, 2-layer glazing	0.65/4.4	1,231	1,280	1,322	1,384	1,454	1,482	1,607	1,524	1,628	1,739	2,050	1,628	2,032
CVU 0225Q	Electric base unit, 3-layer glazing	0.55/4.4	1,373	1,437	1,491	1,572	1,663	1,699	1,862	1,753	1,889	2,034	2,260	1,889	2,414
CFU 0020Q	Fixed base unit, 2-layer glazing	0.65/4.4	473	522	564	626	696	724	849	766	870	1,472	1,655	1,330	1,466
CFU 0025Q	Fixed base unit, 3-layer glazing	0.55/4.4	615	679	733	814	905	941	1,104	995	1,131	1,914	2,152	1,729	1,656

Installation accessories		060060	090060	080080	090090	100100	120090	120120	150080	150100	150120	150150	200060	200100
ZCU 0015	Extension kerb with flange 160mm	374	395	400	417	430	434	490	451	511	537	632	516	615
ZZZ 210U	Securing kit for roofing material	61	65	66	68	71	71	80	74	84	88	104	85	101
LSF 2000	Lining*	366	392	401	419	436	445	471	449	488	488	523	501	545

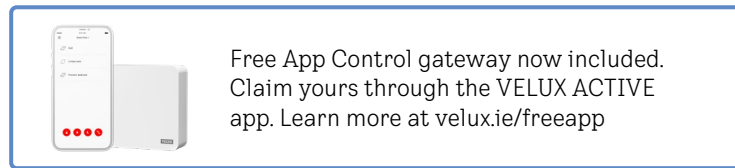
Recommended blinds and shutters		060060	090060	080080	090090	100100	120090	120120	150080	150100	150120	150150	200060	200100
MSU 5070	Solar Anti-heat blind	413	422	431	440	449	471	489	462	494	512	561	503	588

* Lining for flat roof. This all-in-one solution includes PVC panels, vapour barrier and facings.

** Calculated for a reference size of 1.2x1.2m and 300mm upstand, in a 0° roof pitch.

*** On all rectangular sizes (electric and solar powered), the roof window opens on the long side.

All prices in EUR (€)
Find all sizes and prices at velux.ie



Free App Control gateway now included. Claim yours through the VELUX ACTIVE app. Learn more at velux.ie/freeapp

Flat glass rooflight

Solar, electric or fixed variants available

The VELUX Flat glass rooflight will bring the magic of daylight into your home. The unique design with a slim frame and invisible sash provides maximum daylight and a beautiful design from inside the home – even with a blind installed.

- Maximum daylight area.
- Excellent energy performance.
- State-of-the-art design.
- Excellent sound reduction.

Roof pitch



Details

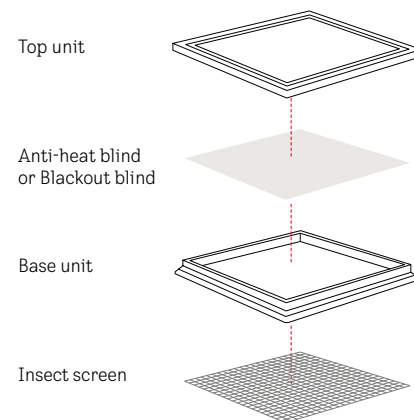
- The elegant choice for roof pitches from 2-15°.
- Glass-to-edge flat glass top unit.
- Unique roof window construction with a slim frame and invisible sash.
- Available with double or triple glazing for excellent energy performance and sound reduction.
- Laminated insulated glass unit for safety.
- Burglary resistant.*
- Comes in solar, electric and fixed variants.
- Solar and electric variants deliver fresh air at the touch of a button and have an integrated rain sensor.

* Complies with EU legislative requirements for burglary resistance, class 2.

Blind options

- The blinds are discreetly placed in the base unit construction, between the lower pane and outer glass, and do not compromise daylight, design or your view to the sky.

See more about blinds options on page 138.



Mounting of blinds is done most conveniently during the rooflight installation process.

Intelligent home control

Combine your VELUX solar-powered product with our intelligent home control solutions for multiple product operation, scheduling and automation.

Free App Control included. Read more at velux.ie/freeapp

Motor placement

On all rectangular sizes, the motor is placed on the long side. Please refer to the installation instructions for further details.



Available sizes	060060	090060	080080	090090	100100	120090	120120	150080	150100	150120	150150	200060	200100
Hole in roof (wxh) cm	60x60	90x60	80x80	90x90	100x100	120x90	120x120	150x80	150x100	150x120	150x150	200x60	200x100
External frame size (wxh) cm	82x82	112x82	102x102	112x112	122x122	142x112	142x142	172x102	172x122	172x142	172x172	222x82	222x122

h	w	U _w -VALUE**	Window opening***
Urc,ref300	W/(m ² K)	Arc,ref300	Area m ²

ISU 2093	Flat glass top unit	464	512	553	615	683	710	888	826	902	1,059	1,229	936	1,291
----------	---------------------	-----	-----	-----	-----	-----	-----	-----	-----	-----	-------	-------	-----	-------

CVU 0320Q	Solar base unit, 2-layer glazing	0.75/4.1	1,231	1,280	1,322	1,384	1,454	1,482	1,607	1,524	1,628	1,739	1,913	1,628	2,225
CVU 0325Q	Solar base unit, 3-layer glazing	0.60/4.1	1,373	1,437	1,491	1,572	1,663	1,699	1,862	1,753	1,889	2,034	2,260	1,889	2,414
CVU 0220Q	Electric base unit, 2-layer glazing	0.75/4.1	1,231	1,280	1,322	1,384	1,454	1,482	1,607	1,524	1,628	1,739	2,050	1,628	2,032
CVU 0225Q	Electric base unit, 3-layer glazing	0.60/4.1	1,373	1,437	1,491	1,572	1,663	1,699	1,862	1,753	1,889	2,034	2,260	1,889	2,414
CFU 0020Q	Fixed base unit, 2-layer glazing	0.75/4.1	473	522	564	626	696	724	849	766	870	1,472	1,655	1,330	1,466
CFU 0025Q	Fixed base unit, 3-layer glazing	0.60/4.1	615	679	733	814	905	941	1,104	995	1,131	1,914	2,152	1,729	1,656

ZCU 0015	Extension kerb with flange 160mm	374	395	400	417	430	434	490	451	511	537	632	516	615
ZZZ 210U	Securing kit for roofing material	61	65	66	68	71	71	80	74	84	88	104	85	101
LSF 2000	Lining*	366	392	401	419	436	445	471	449	488	488	523	501	545

MSU 5070	Solar Anti-heat blind	413	422	431	440	449	471	489	462	494	512	561	503	588
----------	-----------------------	-----	-----	-----	-----	-----	-----	-----	-----	-----	-----	-----	-----	-----

* Lining for flat roof. This all-in-one solution includes PVC panels, vapour barrier and facings.
 ** Calculated for a reference size of 1.2x1.2m and 300mm upstand, in a 0° roof pitch.
 *** On all rectangular sizes (electric and solar powered), the roof window opens on the long side.

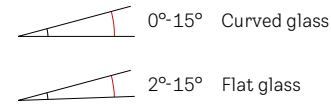
All prices in EUR (€)
 Find all sizes and prices at velux.ie



NEW
Autumn 2025




Roof pitch




Details

Note: this product is compatible with VELUX glass rooflight blinds MSU and DSU.



Curved glass



Flat glass

Glass rooflight electric roof exit

Curved or flat glass variant available

This Glass rooflight exit offers easy access to the roof for repairs or maintenance. A mandatory exit safety and comfort ventilation kit is supplied with each rooflight. The kit ensures safe use of the exit rooflight in terms of entrapment and fall-through protection, as well as enabling comfort ventilation.

To access the roof for repairs, the rooflight can be opened and fixed into service mode, using the indoor switch and the key, which are part of the exit kit. This ensures that the rooflight is not accidentally closed. Once on the roof, the rooflight can be closed and locked with the key to ensure safety while working on the roof.

The Glass rooflight exit is compatible with the VELUX exit power supply – KES 303 EU.

Curved glass rooflight electric exit

Available sizes	100100	120120	150100
Hole in roof (wxh) cm	100x100	120x120	150x100

 Window opening***	U-VALUE**					
	Urc,ref300 W/(m²K)	Arc,ref300 Area m²				

Top unit

ISU 1093	Curved glass top unit	949	1,234	1,253
----------	-----------------------	-----	-------	-------

Base unit and exit safety and comfort ventilation kit

	CXU 0220K01	Electric base unit, 2 layer glazing. Exit safety kit with rain sensor included	0.75	4.41	3,098	3,684	3,764
	CXU 0225K01	Electric base unit, 3 layer glazing. Exit safety kit with rain sensor included	0.65	4.41	3,897	4,659	4,763

Control unit

KES 305	Control unit for glass rooflight exit 3A, for the control of 1 rooflight exit	-	-	235
---------	---	---	---	-----

Installation accessories

ZCU 0015	Extension kerb 160mm flange	430	490	511
ZZZ 210U	Securing kit for roofing felt	71	80	84
LSF 2000	Lining*	436	471	488

Flat glass rooflight electric exit

Available sizes	100100	120120	150100
Hole in roof (wxh) cm	100x100	120x120	150x100

 Window opening***	U-VALUE**					
	Urc,ref300 W/(m²K)	Arc,ref300 Area m²				

Top unit

ISU 2093	Flat glass top unit	683	888	902
----------	---------------------	-----	-----	-----

Base unit and exit safety and comfort ventilation kit

	CXU 0220K01	Electric base unit, 2 layer glazing. Exit safety kit with rain sensor included	0.75	4.41	3,098	3,684	3,764
	CXU 0225K01	Electric base unit, 3 layer glazing. Exit safety kit with rain sensor included	0.65	4.41	3,897	4,659	4,763

Control unit

KES 305	Control unit for glass rooflight exit 3A, for the control of 1 rooflight exit	-	-	235
---------	---	---	---	-----

Installation accessories


ZCU 0015	Extension kerb 160mm flange	430	490	511
ZZZ 210U	Securing kit for roofing felt	71	80	84
LSF 2000	Lining*	436	471	488

* Lining for flat roof. This all-in-one solution includes PVC panels, vapour barrier and facings.
 ** Calculated for a reference size of 1.2x1.2m and 300mm upstand, in a 0° roof pitch.
 *** On the rectangular size, the window opens on the long side.

All prices in EUR (€)
 Find all sizes and prices on velux.ie




Anti-heat blind (MSU)



5070




Blackout blind (DSU)



4550



Insect screen (ZIU)



0000



Important!
Remember to install blinds at the same time as rooflights

Blinds for curved and flat glass rooflights

Anti-heat blind

The Anti-heat blind provides light dimming and heat protection to maintain a cool and comfortable room. The blind is discreetly placed inside the rooflight, and is easily installed from the roof when installing the rooflight.

- Reduces overheating.
- Semi-transparent fabric for light control and sky view.
- Solar-powered blind with remote control.
- Not compatible with Blackout blind.

Blackout blind

VELUX Blackout blind for glass rooflights blocks outside light anytime and is perfect for bedrooms. It is discreetly placed inside the rooflight and easily installed from the roof when installing the rooflight.

- Perfect sleep – day or night.
- Excellent blackout.
- Great for bedrooms and media rooms.
- Solar-powered blind with remote control.
- Not compatible with Anti-heat blind.

Insect screen




VELUX Insect screen for glass rooflights lets you enjoy fresh air and a view to the sky without the distraction of insects. It comes in a contemporary white design and is easy to install and simple to remove for cleaning.

- Fresh air and 100% insect-proof.
- Durable, transparent net fabric does not obstruct your view.
- Can be combined with an Anti-heat blind or a Blackout blind.

Roof window size (wxh) cm	060060 080080 090060 090090 100100 120090 120120 150080 150100 150120 150150 200060 200100													
	60x60	80x80	90x60	90x90	100x100	120x90	120x120	150x80	150x100	150x120	150x150	200x60	200x100	
		413	431	422	440	449	471	489	462	494	512	561	503	588
		413	431	422	440	449	471	489	462	494	512	561	503	588
		96	100	98	102	104	109	113	107	114	119	130	116	136

Solar MSU and DSU can be combined with our intelligent home control solutions for multiple product operation, scheduling and automation. Read more about these solutions on page 24.

All prices in EUR (€)
Find all sizes and prices at velux.ie

Free App Control gateway now included. Claim yours through the VELUX ACTIVE app. Learn more at velux.ie/freeapp

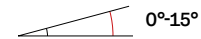
Dome with glazing

Fixed or electric options available

The VELUX Dome with glazing is an advanced dome solution for installation in 0-15° roof pitches. It is an effective product for letting in daylight and fresh air, without compromising on energy efficiency and comfort with sun and heat protection products. The insulated base unit has an integrated 2-layer insulating glass unit and the polycarbonate top unit is available in a clear or opaque version.

- Good daylight area.
- Good energy performance.
- Classic design.
- Good sound reduction.

Roof pitch



Details

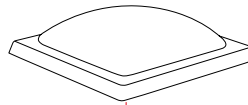
- Opaque dome for optimal privacy or clear dome for daylight and view to the sky.
- Base unit construction with insulating glass unit provides good thermal insulation.
- Comes with double glazing.
- Laminated insulated glass unit for safety.
- Burglary resistant.*
- Comes in a fixed or electrically vented variant.
- Electrically vented variant provides fresh air at the touch of a button and has an integrated rain sensor.

* Complies with EU legislative requirements for burglary resistance, class 2.

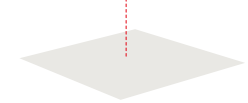
Blind options

- Considering blinds at the same time as the roof window is recommended. There are different blind options to choose from, both for heat protection and blackout purposes. See more about blind options on page 144.

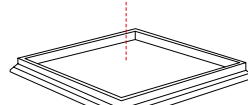
Top unit



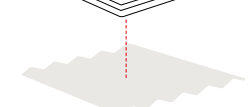
Anti-heat blind



Base unit




Blackout energy pleated blind



Intelligent home control

Combine your VELUX solar-powered product with our intelligent home control solutions for multiple product operation, scheduling and automation.

Free App Control included. Read more at velux.ie/freeapp



Available sizes	060060	060090	080080	090090	100100	090120	120120	100150	150150
Hole in roof (wxh) cm	60x60	60x90	80x80	90x90	100x100	90x120	120x120	100x150	150x150
External frame size (wxh) cm	78x78	78x108	98x98	108x108	118x118	108x138	138x138	118x138	168x168

h	W	U _w -VALUE**	Area
Window opening***	W/m ² K	Area	

Top unit		060060	060090	080080	090090	100100	090120	120120	100150	150150
ISD 0010G	Clear polycarbonate dome	288	309	325	374	406	430	528	536	731
ISD 0110G	Opaque polycarbonate dome	288	309	325	374	406	430	528	536	731


Base unit		060060	060090	080080	090090	100100	090120	120120	100150	150150
CVP 0673QVA	Electrically vented burglary-resistant base	0.80	3.4	1,114	1,145	1,169	1,243	1,292	1,329	1,464
CFP 0073QV	Fixed, burglary-resistant base	0.80	3.4	435	466	490	564	613	650	748

Installation accessories		060060	060090	080080	090090	100100	090120	120120	100150	150150
ZCE 0015	Extension kerb with flange 160mm	267	282	286	298	307	310	350	365	451
ZZZ 210	Securing kit for roofing material	61	65	66	68	71	71	80	84	104
LSF 2000	Lining*	366	392	401	419	436	445	471	488	523

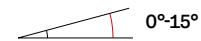
Recommended blinds and shutters		060060	060090	080080	090090	100100	090120	120120	100150	150150
MSG 6090	Solar Anti-heat blind	339	347	354	361	365	376	383	391	-

* Lining for flat roof. This all-in-one solution includes PVC panels, vapour barrier and facings.
 ** Calculated for a reference size of 1.2x1.2m and 300mm upstand, in a 0° roof pitch.
 *** On all rectangular sizes (electric base unit), the roof window opens on the short side.

All prices in EUR (€)
 Find all sizes and prices at velux.ie



Roof pitch



Details

- Note: this product is not compatible with VELUX flat roof blinds FMG, FMK and MSG.



Roof exit

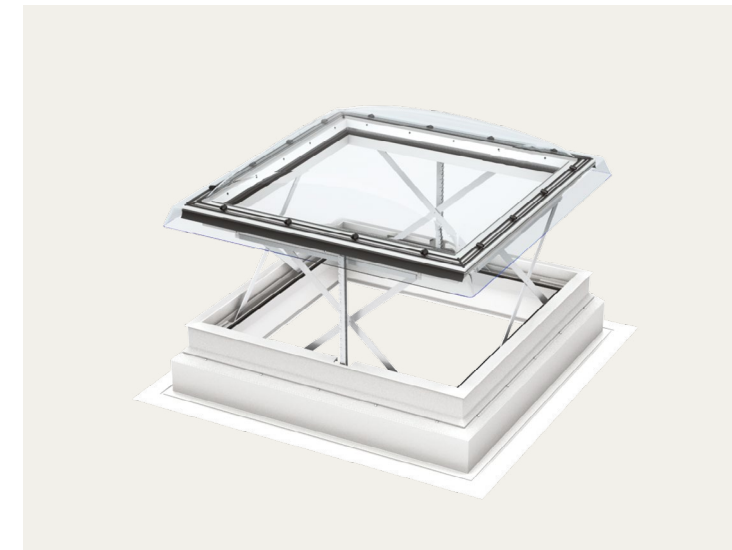
The manually operated Roof exit window opens extra wide to provide easy access to the roof. Fully compliant with all relevant EU legislative requirements, the VELUX Roof exit is a double glazed roof window with a laminated inner pane that prevents glass from splintering in the event of breakage. It is available with an opaque or clear polycarbonate dome.

- Extra-large opening for easy access to the roof.
- Improved comfort with low-energy double glazing.
- Tilted interior frame increases daylight in the room.
- Opening angle of approximately 60°.
- Excellent insulating value and sound reduction.

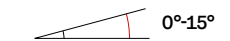
Available sizes	100100	090120	120120
Hole in roof (wxh) cm	100x100	90x120	120x120
External frame size (wxh) cm	118x118	108x138	138x138
 Window opening**			
	U_w-VALUE* W/m ² K Area		
Top unit			
ISD 0010G	Clear polycarbonate dome	406	528
ISD 0110G	Opaque polycarbonate dome	406	528
Base unit			
CXP 0473Q	Manually operated Roof exit window base*	0.86	3.4
Installation accessories			
ZCE 0015	Extension kerb with flange 160mm	307	310
ZZZ 210	Securing kit for roofing material	71	80

* Calculated for a reference size of 1.2x1.2m and 300mm upstand, in a 0° roof pitch.
 ** On the rectangular size, the roof window opens on the short side.

All prices in EUR (€)
 Find all sizes and prices at velux.ie




Roof pitch



Details

- Specific smoke ventilation accessories may be required and can be purchased separately.
- Only compatible with VELUX flat roof blinds FSK and MSG. An approval by local fire authorities is needed before installation.



Smoke ventilation

The Smoke ventilation roof window automatically opens when smoke and fire are detected to release smoke and excess heat. It can also be opened for fresh air to improve the indoor climate. Its burglar-proof construction provides additional security while a laminated inner pane prevents glass from shattering if it breaks.

- Available for 1.13m² (100x100cm) or 1.48m² (120x120cm) of smoke-free geometric ventilation area.
- Compliant with EU legislative requirements.
- Automatically opens in case of fire.
- Heavy-duty reliable scissor opening mechanism.
- Low-energy double glazing with two energy coatings.
- Tested and certified to EN ISO 12101-2.

Available sizes	100100	120120
Hole in roof (wxh) cm	100x100	120x120
External frame size (wxh) cm	118x118	138x138
U_w-VALUE* W/m ² K Area		
Top unit		
ISD 0010G	Clear polycarbonate dome	406
ISD 0110G	Opaque polycarbonate dome	406
Base unit		
CSP 1073Q	Smoke ventilation roof window base unit	0.99
Specific smoke ventilation accessories		
KFC 210 EU	Control unit for 1 CSP	-
KFC 220 EU	Control unit for 2 CSP	-
KFA 100	Smoke detector	-
KFK 100	Break glass point	-

* Calculated for a reference size of 1.2x1.2m and 300mm upstand, in a 0° roof pitch.

All prices in EUR (€)
 Find all sizes and prices at velux.ie




Anti-heat blind

VELUX anti-heat blind provides light dimming and heat protection so your indoor temperature stays cool and comfortable. This makes it perfect for living rooms with activity during the day.

6090



Blackout energy pleated blind



1045

1047

Blinds for dome with glazing*

Anti-heat blind**

VELUX anti-heat blind provides light dimming and heat protection so your indoor temperature stays cool and comfortable. This makes it perfect for living rooms with activity during the day.

- Reduces solar heating.
- Semi-transparent fabric lets in natural light.
- Available in solar powered operation with app and remote control.

Blackout energy pleated blind

VELUX blackout energy pleated blind for flat roof windows darkens the room and protects against cold. This makes it the ideal choice for bedrooms and living rooms.

- Blackout and insulating effect.
- Available in solar-powered and electric operation with app and remote control.
- Standard 100 by OEKO-TEX® (1076-184) – textiles tested for certain harmful substances.
- STeP by OEKO-TEX® (22002567) – STeP stands for Sustainable Textile & Leather Production.

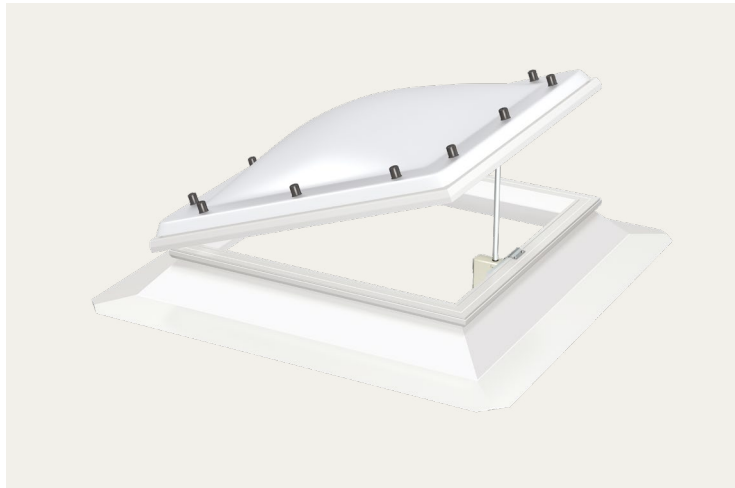

* Also compatible with Curved and Flat glass roof windows (CFP/CVP) bought before July 2021. Solar-powered blinds are not compatible with opaque top unit.
** Anti-heat blind not compatible with flat glass top unit (2093).



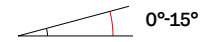
Roof window size (wxh) cm	060060	060090	080080	090090	100100	090120	120120	100150	150150	
	60x60	60x90	80x80	90x90	100x100	90x120	120x120	100x150	150x150	
	<input type="checkbox"/>	<input type="checkbox"/>	<input type="checkbox"/>	<input type="checkbox"/>	<input type="checkbox"/>	<input type="checkbox"/>	<input type="checkbox"/>	<input type="checkbox"/>	<input type="checkbox"/>	
Solar MSG	Anti-heat blind	339	347	354	361	365	376	383	391	-
Solar FSK	Blackout energy pleated blind	335	342	349	356	360	371	378	385	454
Electric FMK	Blackout energy pleated blind	312	318	325	332	335	345	352	358	422

Solar MSG is not compatible with ISD 2093. Solar MSG and FSK and electric FMK can be combined with our intelligent home control solutions for multiple product operation, scheduling and automation. Read more about these solutions on page 24.

All prices in EUR (€)
Find all sizes and prices at velux.ie



Roof pitch



Details

- Available with 2 and 3-layer opaque dome skins in polycarbonate.
- Opaque surface provides diffused daylight, improving the light needed for working.
- Choose between 15 and 30cm base unit.
- Comes in a fixed or electrically vented variant.

Replacement frame

- Replace your existing, third-party dome solution with the help of a replacement frame.
- A quick and easy solution for replacement purposes.
- No need to install a new base unit.
- Fits all VELUX dome tops.



ZCJ 0000

Replacement kit for ventilation

- Make your fixed VELUX Dome solution electrically ventilated with this replacement kit.
- Combine with replacement frame to upgrade third-party domes to ventilated.



ZCJ 1210

Dome

Fixed or vented options for uninhabited rooms or buildings

The VELUX Dome is a traditional dome solution for uninhabited rooms or buildings such as warehouses, garages, sheds or smaller industrial buildings. It is available in a fixed or vented version, and with 2 or 3-layer dome skins. A motor and vented frame can be added to the fixed variant to add ventilation – even after installation. Available with a fall-through grid for added safety. No blinds are available for this product.

- Basic daylight area.
- Basic energy performance.

Motor placement

- On all rectangular sizes, the motor is placed on the long side. Please refer to the installation instructions for further details.



Available sizes

	060060	090060	080080	090090	100100	120090	120120	150100	150150	200100
Hole in roof (w×h) cm	60×60	90×60	80×80	90×90	100×100	120×90	120×120	150×100	150×150	200×100
External frame size (w×h) cm	90×90	120×90	110×110	120×120	130×130	150×120	150×150	180×130	180×180	230×130

h	w	U _w -VALUE*									
Window opening**		W/m ² K	Area m ²								

Top unit

ISJ 0112	2-layer polycarbonate dome skin	188	240	254	358	369	409	516	649	841	796
ISJ 0113	3-layer polycarbonate dome skin	264	337	358	503	518	575	726	912	1,182	1,120

Base unit

		2-layer	3-layer											
CVJ 0210	Electric base unit 15cm	2.0	1.6	3.1	900	944	966	1,013	1,035	1,042	1,115	1,181	1,327	1,334
CVJ 1210	Electric base unit 30cm	2.0	1.6	3.1	1,167	1,211	1,233	1,280	1,302	1,309	1,382	1,448	1,594	-
CFJ 0010	Fixed base unit 15cm	2.2	1.7	2.6	245	274	296	343	365	372	445	511	657	664
CFJ 1010	Fixed base unit 30cm	2.2	1.7	2.6	385	413	435	482	504	511	584	650	796	-

Installation accessories

ZZZ 210J	Securing kit for roofing material	70	78	79	84	91	98	109	111	135	-
ZCJ 0000	Replacement frame	180	187	196	216	223	220	265	245	-	-
ZCJ 1210	Replacement kit for ventilation	557	-	582	615	626	-	695	-	-	-

* Calculated for a reference size of 1.2x1.2m and 300mm upstand, in a 0° roof pitch.

** On all rectangular sizes (electric base unit), the roof window opens on the long side.


All prices in EUR (€)
Find all sizes and prices at velux.ie



Roof pitch



Exterior finish options



Rooflight options

- Fixed up to 4m².
- Opening up to 4m².
- Walk-on up to 2m².
- Round up to Ø 1350mm.
- Unlimited up to 4m² per module.

Details

- The elegant choice for roof pitches from 0-15° (with a recommendation for the rooflights to be installed at a minimum pitch of 5°).
- Glass-to-edge flat glass top unit.
- Unique rooflight construction with a slim frame and invisible sash.
- Available with double or triple glazing for excellent energy performance and sound reduction.
- Laminated insulated glass unit for safety.
- Burglary resistant.*
- Available in fixed or electrically openable operation.
- Electric rooflights provide fresh air at the touch of a button, and include a rain sensor as standard.
- io-homecontrol® compatible including VELUX remote controls and VELUX ACTIVE.

*Complies with EU legislative requirements for burglary resistance, class 2.

Blinds

- Our bespoke roller blinds provide both light dimming, and privacy, making it the perfect choice for dining spaces, living rooms, home offices and playrooms.
- Slim and aesthetic design.
- App Control available.
- Pre-installed: option of pre-installing your preferred blind, prior to delivery.

Sizing restrictions apply.

Contact us

vario@velux.co.uk
01592 778 246

VARIO by VELUX

Bespoke flat rooflights

Design and build your rooflights just the way you want them with Vario by VELUX, the bespoke rooflight range from the VELUX Group. Receive tailored support from our Daylight Experts and discover endless design variations using the Build Your Own configurator tool, available on the Vario website. The tool gives you a 3D illustration of your rooflight design and generates real-time prices.

- Bespoke designs for flat roofing projects.
- Variety of shapes and features.
- Sizes up to 4m² of clear internal glass.
- Includes insulated wooden upstand (excluding Round rooflight).

For further information visit: vario.velux.com



Flat roof windows

10
Year
Guarantee



Sun tunnels

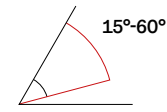
Sun tunnels

For sloped roofs
For flat roofs

Page 152

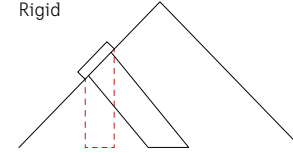


Roof pitch

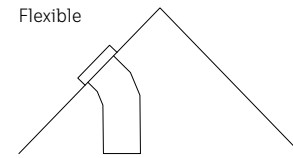


Tunnel options

Rigid



Flexible



Light diffuser Edge Glow

- Our Edge Glow light diffuser spreads the light from the Sun tunnel throughout the room.

See image on page 153.



Sun tunnel, sloped roof

Rigid and flexible tunnel options available

Add natural light to spaces where you never felt it was possible with a VELUX Sun tunnel. Perfect for windowless bathrooms, walk-in wardrobes and hallways.

Use rigid sun tunnels when there is direct access between the roof and the ceiling of the room. Flexible sun tunnels should be used when there is an object, such as a beam, restricting access.

Rigid sun tunnels

- Recommended for maximum daylight, because of its super high reflective coating.
- Up to 98% daylight reflectivity for optimal natural light conditions.
- Elegant, maintenance-free exterior glass module.
- Recommended tunnel length 0.9-6m.
- 1.7m tunnel supplied (ZTR extensions are available).
- Available in 25cm and 35cm diameters.

Flexible sun tunnels

- Flexible fibreglass tunnel, with reflective inner coating.
- Elegant maintenance-free exterior glass module.
- Recommended tunnel length is 1.5m.
- 2m tunnel supplied.
- Available in 35cm diameter.

Tunnel diameter	10"/25cm	14"/35cm
External frame size (w×h) cm	37×37	46×46



Rigid sun tunnels

TWR 0K10 2010	25cm diameter rigid tunnel for tiles up to 120mm in profile	445	-
TLR 0K10 2010	25cm diameter rigid tunnel for slate up to 8mm thick	445	-
TWR 0K14 2010	35cm diameter rigid tunnel for tiles up to 120mm in profile	-	511
TLR 0K14 2010	35cm diameter rigid tunnel for slate up to 8mm thick	-	511

Flexible sun tunnels

TWF 0K14 2010	35cm diameter flexible tunnel for tiles up to 120mm in profile	-	445
TLF 0K14 2010	35cm diameter flexible tunnel for slate up to 8mm thick	-	451

Accessories

ZTR 0K10 0062	600mm extension section for 25cm rigid diameter sun tunnel	93	-
ZTR 0K14 0062	600mm extension section for 35cm rigid diameter sun tunnel	-	93
ZTR 0K14 0124	1,200mm extension section for 35cm rigid diameter sun tunnel	-	177
ZTL 014	Low-energy light kit for 25cm and 35cm, fits inside tunnel, requires mains connection. Bulb supplied	-	110

All prices in EUR (€)
Find all sizes and prices at velux.ie

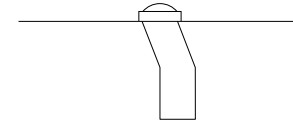


Roof pitch



Tunnel option

Flexible



Light diffuser Edge Glow

- Our Edge Glow light diffuser spreads the light from the sun tunnel throughout the room.

See image on page 155.

Sun tunnel, flat roof

Flexible tunnel

Used for installation in flat roofs to bring natural light into areas of the house where a flat roof window installation is either not possible or not appropriate. The frame is made of white PVC. Supplied with polycarbonate dome.

Flexible sun tunnels

- Flexible fibreglass tunnel, with reflective inner coating.
- Recommended tunnel length for flat roof is between 0.2m and 0.9m.
- 0.9m tunnel supplied.
- Available in 35cm diameter.

Tunnel diameter

External frame size (w×h) cm

14*735cm

60x60



Flexible sun tunnels

TCF 0K14 1010	35cm diameter flat roof flexible tunnel with polycarbonate cover	537
---------------	--	-----

Accessories

ZTL 014	Low-energy light kit for 25cm and 35cm, fits inside tunnel, requires mains connection. Bulb supplied	110
---------	--	-----

All prices in EUR (€)
Find all sizes and prices at velux.ie






Accessories

Accessories

Page 158

Electric accessories
Rod controls
Locks and restrictors
Maintenance kits
Installation tools



KUX 110



KSX 100K




KLB 100



KLI 311, 312 and 313



KLF 200



KSX 100



ZCT 100 and ZCT 200K



ZOZ 085



ZOZ 012K1



ZOZ 010KC S011



ZOZ 246



ZZZ 129KI and ZZZ 130KI



ZZZ 131KI



ZZZ 176KI

Roof window accessories

Electric accessories

Power supply KUX 110

Power supply for remote operation of VELUX electric anti-heat blinds and shutters or interior blinds on a manual roof window or fixed flat roof window.

Upgrade kit KSX 100K

Complete solar-powered upgrade kit for VELUX Manual centre-pivot roof window. Upgrades manual roof windows to remote operation with no wiring needed. Includes rain sensor. For roof windows manufactured after February 2014. Not compatible with CK01, CK02, MK27, PK25 and SK01.

Battery backup KLB 100

The battery backup ensures that if there is a power outage, VELUX electrically operated roof windows are closed and VELUX electrically operated blinds/shutters are raised. It is recommended for use in regions affected by frequent power failures.

VELUX Wall Switch – roof windows KLI 311

The wireless Wall Switch KLI 311 lets you conveniently open, stop and close VELUX solar and electrically operated roof windows or VELUX roof windows

that have been upgraded for electric or solar operation. One switch can be used to operate several roof windows.

VELUX Wall Switch – interior sunscreening KLI 312

The wireless Wall Switch KLI 312 lets you conveniently open, stop and close VELUX solar and electrically operated interior blinds. One switch can be used to operate several blinds.

VELUX Wall Switch – exterior heat protection KLI 313

The Wall Switch KLI 313 lets you conveniently open, stop and close solar or electrically operated VELUX exterior anti-heat blinds and shutters. One switch can be used to operate several exterior blinds or shutters.

VELUX Interface KLF 200

KLF 200 is programmable and can be used for operation of io-homecontrol® compatible electrical products via external control devices like switches and sensors (potential-free contacts). Can operate 5 products or 5 groups with up to 200 electrical products. Can also be used as an io-homecontrol® repeater.

Upgrade kit KSX 100

Complete solar-powered upgrade kit for VELUX Manual centre-pivot roof window. Upgrades manual roof windows to remote operation with no wiring needed. Includes rain sensor. For roof windows manufactured between April 1986 and January 2014. Not compatible with M27, P25 and 425.

Rod controls

Telescopic control rod ZCT 200K

The 100-180cm expandable rod enables operation of VELUX manually operated centre-pivot roof windows, interior blinds and insect screens installed out-of-reach.

Control rod extension ZCT 100

Extension piece for telescopic control rod ZCT 200K, adding an additional 100cm to the 180cm long telescopic control rod.

Interior blind adaptor ZOZ 085

Adaptor to allow remote operation of interior blind by control rod ZCT 200K.

Locks and restrictors

Security lock ZOZ 012K1

Extra security lock for VELUX centre-pivot roof windows that prevents the roof windows from being opened from the inside without a key.

Opening restrictor with key ZOZ 010KC S011

Opening restrictor (safety latch) that prevents VELUX centre-pivot roof windows from opening more than 10cm. Suitable for roof windows of frame height 98cm and above.

Maintenance kits

ZZZ 129KI

Professional repair kit designed to cover up marks and top-finish scratches on VELUX white painted roof windows.

ZZZ 130KI

Professional repair kit designed to repair marks and top-finish scratches on VELUX white painted roof windows.

ZZZ 131KI

Care kit for VELUX white painted roof windows. Includes special cleaner for removal of oil and grease, protector to restore the water-repellent surface and an application sponge.

ZZZ 176KI

Professional repair kit designed to repair marks and top-finish scratches on VELUX clear lacquered roof windows.

Installation tools

ZOZ 246

Dual solar switch allows charging of both shutters and awnings on solar-powered VELUX roof windows. Dual solar switch is required if the shutter or Anti-heat blind is size C or F and installed on a solar-powered VELUX roof window.

Electric accessories	
KUX 110	153
KSX 100K	330
KSX 100	330
KLB 100	228
KLI 311	28
KLI 312	28
KLI 313	28
KLF 200	172
Rod controls	
ZCT 100	22
ZCT 200K	36
ZOZ 085	10
Locks and restrictors	
ZOZ 012K1	76
ZOZ 010KC S011	74
Maintenance kits	
ZZZ 129KI	20
ZZZ 130KI	20
ZZZ 131KI	42
ZZZ 176KI	20
Installation tools	
ZOZ 246	68

All prices in EUR (€)
Find all sizes and prices at velux.ie



Practical information

Practical information

Page 163

VELUX installation training
Dealer information
After sales service
VELUX Rewards
Online professional tools
Guarantees

The VELUX product code system

Page 164

How to locate your roof window type and size

Compatibility

Page 165

Blinds compatibility
Heat protection compatibility

Glazing options

Page 170

Roof window replacement

Page 172

Size guide

Page 174



Practical information



VELUX installation training

We offer different training formats to suit your business needs. You can learn online via the VELUX Online Training Academy for our installation and product courses. You can also attend our training facilities in person, or alternatively, our mobile training unit can visit your site and provide tailor-made training (subject to terms).

Find out more at velux.ie/training

Interested in becoming a VELUX Certified Installer? Go to velux.ie/certified to find out more information.



VELUX Rewards

You can earn rewards with a large range of VELUX products all year round! Simply sign up for a VELUX Rewards account and upload invoices for any qualifying products. Once approved, your account will be credited with points that you can spend with our large range of top brand partners. With between €3-€30 Rewards available on most products, your points can really add up, so make sure you claim every time! Terms and conditions apply.

Register at velux.ie/rewards



Dealer information

The easiest way to place a merchant order is via our Dealer Extranet or EDI platforms. VELUX Dealer Extranet offers a number of additional features, such as creating quotes, client quotes, delivery track and trace, return requests and much, much more.

Access Dealer Extranet at dealerextranet3.velux.ie

EDI (Electronic Data Interchange) may be a suitable option for merchants who place a large number of orders each month. VELUX can accommodate a number of different EDI formats.

To explore options, please email: etrading@velux.ie with your requirements.



Online professional tools

The VELUX website contains everything you need to know about our products and installation. The latest product information, installation instructions and a number of visualisation tools can be found online.

See all tools and resources at velux.ie/professional



Guarantees

All VELUX products and accessories are thoroughly tested to deliver the high quality you expect. In the rare event that your VELUX product doesn't meet your expectations, we offer the following guarantees:

10-year
VELUX pitched and flat roof windows, sun tunnels and sealing products.

5-year
Solar or electric external shutters and anti-heat blinds.

10-year
All sloping solar and electric roof windows.

3-year
Interior blinds and Insect screen, manual anti-heat blinds, motors and accessories for solar and electric products.

Register your products at velux.ie/extendedwarranty



After sales service

Whether you want to get installation advice, ask a question about a specific product or get tips for your construction project, the VELUX Customer Care team is here to help:

Business customers
01 816 1620

Homeowners
01 816 1620

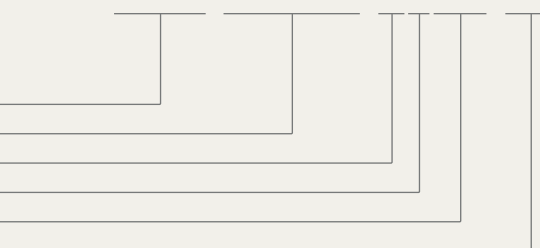
Project support
01 816 1603

The VELUX product code system

All VELUX products use the following classification code system:

GGL MK06 2070 21

Window type GGL MK06 2070 21
 Window size GGL MK06 2070 21
 Interior finish GGL MK06 2070 21
 Exterior finish GGL MK06 2070 21
 Glazing GGL MK06 2070 21
 Operation GGL MK06 2070 21



Window types

- GBL** Low pitch roof window in pine
- GCL** Roof window for heritage, conservation and historical buildings
- GGU** Centre-pivot roof window in white maintenance-free
- GGL** Centre-pivot roof window in pine
- GGLS** Centre-pivot 2in1 or 3in1 roof window in pine
- GPLS** Top-hung 2in1 or 3in1 roof window in pine
- GPU** Top-hung roof window in white maintenance-free, 45°
- GPL** Top-hung roof window in pine, 45°
- GIU** Sloping extension window element in white maintenance-free
- GIL** Sloping extension window element in pine
- VIU** Fixed vertical extension window element in white maintenance-free
- VFE** Openable vertical window element in pine, tilt inwards
- GDL** Roof balcony in pine
- GEL** Top-hung roof terrace section in pine
- VEA** Left-hinged vertical roof terrace section in pine
- VEB** Right-hinged vertical roof terrace section in pine
- VEC** Fixed vertical roof terrace section in pine
- GVT** Side-hung roof exit for uninhabited rooms (black polyurethane)
- TWF/TLF** Flexible sun tunnel
- TWR/TLR** Rigid sun tunnel
- CVU** Solar or electric flat roof window
- CFU** Fixed flat roof window
- CSP** Flat roof smoke ventilation window
- CXP** Flat roof exit window, 60°

Window size

See all roof window sizes and compatibility table on page 165.

Compatible roof windows, flashing frames, other built-in products and corresponding interior roller blinds are marked with a 'K' in the size code.

Interior finish

- 0** White maintenance-free
- 2** White painted wood
- 3** Clear lacquered pine

Exterior cover

- 0** Aluminium

Glazing

- 70** 2-layer glazing with rain noise reduction, laminated safety glass, UV protection and extra toughened glass
- 68** 3-layer glazing for improved energy efficiency
- 66** 3-layer glazing for high energy efficiency with easy-to-clean and anti-dew coatings
- 67** Our best performing 3-layer glazing delivering optimal energy efficiency and indoor comfort

Operation

- 21U** Electrically operated roof window
- 30** Solar-powered roof window
- 40** Smoke ventilation

Compatibility table

Window generation	Size window	INTERIOR		EXTERIOR			
		Blinds	Manual (MHL)	Solar (MSL) and Electric (MML)	ANTI-HEAT BLACKOUT BLINDS	Solar (SSS)	ANTI-HEAT BLACKOUT SHUTTERS
Since 2014 New Generation	CK01	CK01	CK00	CK01	CK01	CK01	
	CK02	CK02	CK00	CK02	CK02	CK02	
	CK04	CK04	CK00	CK04	CK04	CK04	
	CK06	CK06	CK00	CK06	CK06	CK06	
	FK06	FK06	FK00	FK06	FK06	FK06	
	FK08	FK08	FK00	FK08	FK08	FK08	
	MK04	MK04	MK00	MK04	MK04	MK04	
	MK06	MK06	MK00	MK06	MK06	MK06	
	MK08	MK08	MK00	MK08	MK08	MK08	
	PK04	PK04	PK00	PK04	PK04	PK04	
	PK06	PK06	PK00	PK06	PK06	PK06	
	PK08	PK08	PK00	PK08	PK08	PK08	
	PK10	PK10	PK00	PK10	PK10	PK10	
	SK01	SK01	SK00	SK01	SK01	SK01	
	SK06	SK06	SK00	SK06	SK06	SK06	
	SK08	SK08	SK00	SK08	SK08	SK08	
	UK04	UK04	UK00	UK04	UK04	UK04	
	UK08	UK08	UK00	UK08	UK08	UK08	
Between 2001 and 2013 V21	C01	C01	CK00	CK01	CK01	CK01	
	C02	C02	CK00	CK02	CK02	CK02	
	C04	C04	CK00	CK04	CK04	CK04	
	C06	C06	CK00	CK06	CK06	CK06	
	F06	F06	FK00	FK06	FK06	FK06	
	F08	F08	FK00	FK08	FK08	FK08	
	M04	M04	MK00	MK04	MK04	MK04	
	M06	M06	MK00	MK06	MK06	MK06	
	M08	M08	MK00	MK08	MK08	MK08	
	P04	P04	PK00	PK04	PK04	PK04	
	P06	P06	PK00	PK06	PK06	PK06	
	P08	P08	PK00	PK08	PK08	PK08	
	P10	P10	PK00	PK10	PK10	PK10	
	S01	S01	SK00	SK01	SK01	SK01	
	S06	S06	SK00	SK06	SK06	SK06	
	S08	S08	SK00	SK08	SK08	SK08	
	U04	U04	UK00	UK04	UK04	UK04	
	U08	U08	UK00	UK08	UK08	UK08	
Between 1992 and 2000 VES*	101	101	100	CK01	CK01	CK01	
	102	102	100	CK02	CK02	CK02	
	104	104	100	CK04	CK04	CK04	
	206	206	200	FK06	FK06	FK06	
	304	M04	MK00	MK04	MK04	MK04	
	306	M06	MK00	MK06	MK06	MK06	
	308	M08	MK00	MK08	MK08	MK08	
	404	P04	PK00	PK04	PK04	PK04	
	406	P06	PK00	PK06	PK06	PK06	
	408	P08	PK00	PK08	PK08	PK08	
	410	P10	PK00	PK10	PK10	PK10	
	601	S01	SK00	SK01	SK01	SK01	
	606	S06	SK00	SK06	SK06	SK06	
	608	S08	SK00	SK08	SK08	SK08	
	804	U04	UK00	UK04	UK04	UK04	
	808	U08	UK00	UK08	UK08	UK08	
	Before 1992 VKI*	9	C01	CK00	CK01	CK01	CK01
		6	C04	CK00	CK04	CK04	CK04
5		5	5	5	5	5	
1		M04	MK00	MK04	MK04	MK04	
14		M06	MK00	MK06	MK06	MK06	
2		M08	MK00	MK08	MK08	MK08	
3		P10	PK00	PK10	PK10	PK10	
31		P04	PK00	PK04	PK04	PK04	
4		S06	SK00	SK06	SK06	SK06	
10		S08	SK00	SK08	SK08	SK08	
7	U04	UK00	UK04	UK04	UK04		
8	U08	UK00	UK08	UK08	UK08		

* VES & VKI generation roof windows are only compatible with manual blackout blinds (DKL) or manual roller blinds (RFL) in standard colours.

Heat protection compatibility – roof windows

Which heat protection products are suitable for which roof windows?

Anti-heat blackout shutters



Roof window	Solar Anti-heat blackout shutter	Electric Anti-heat blackout shutter
<p>Manual top-hung and centre-pivot roof window GPU, GPL / GGU, GGL</p>	SSL	SML · For VELUX manual GPU, GPL / GGU, GGL, a KUX 110 control system is needed.
<p>Solar centre-pivot roof window GGU, GGL</p>	SSL · For VELUX solar GGL/GGU in widths C--- and F---, a ZOZ 246 kit is needed. For older generations contact the customer service for further information.	-
<p>Electric centre-pivot roof window GGU, GGL</p>	-	SML
<p>Electric top-hung roof window GPU</p>	-	SMH

Anti-heat blinds and Anti-heat blackout blinds



Anti-heat blackout blind	Solar Anti-heat blind	Electric Anti-heat blind	Manual Anti-heat blind
SSS	MSL	MML	MHL
SSS	MSL	MML	MHL
SSS · For VELUX solar GGL/GGU in widths C--- and F---, a ZOZ 246 kit is needed. For older generations contact the customer service for further information.	MSL · For VELUX solar GGL/GGU in widths C--- and F---, a ZOZ 246 kit is needed. For older generations contact the customer service for further information.	MML · For VELUX manual GPU, GPL / GGU, GGL, a KUX 110 control system is needed.	MHL
-	-	MML	-
-	-	MML	-
-	-	MML · For VELUX electric GPU roof windows, a ZOZ 229S kit is needed.	-

Mounting accessories

ZOZ 246
Solar kit for solar shutter SSL and solar Anti-heat blinds SSS or MSL. For installation on solar roof windows.

See more on page 159.

ZOZ 229S
Mounting kit for electric Anti-heat blinds MML. For installation on VELUX electric top-hung roof window GPU.

Note: The usage of the mounting kit reduces the blackout effect of the Anti-heat blackout blind SSS.

Installation advice

Anti-heat blackout shutters can be installed on vertically connected roof windows with a minimum distance of 250mm. On roof windows next to each other a minimum distance of 100mm is required.

Electric Anti-heat blinds can be installed on vertically connected roof windows with a minimum distance of 250mm. On roof windows next to each other a minimum distance of 18mm is required.

Heat protection compatibility – combinations

Which heat protection products suit which roof window combinations?

Anti-heat blackout shutter



Roof window combination	Solar Anti-heat blackout shutter	Electric Anti-heat blackout shutter
Horizontal Duo / Trio 	SSL	SML · For VELUX manual GPU, GPL / GGU, GGL, a KUX 110 control system is needed.
3in1 / 2in1 	SSLS	-
Sloping extension with fixed GIU/GIL 	-	SMG
Façade integration with openable, vertical VFE 	SSL · Only for sloping roof window.	SML · Only for sloping roof window.
Façade integration with fixed window VIU 	SSL · Only for sloping roof window.	SML · Only for sloping roof window.
Vertical duo 	SSL	SML
Quattro 	-	SMG
Roof balcony GDL 	-	-

Anti-heat blinds and Anti-heat blackout blinds



Anti-heat blackout blind	Solar Anti-heat blind	Electric Anti-heat blind	Manual Anti-heat blind
SSS	MSL	MML · For VELUX manual GPU, GPL / GGU, GGL, a KUX 110 control system is needed.	MHL
SSSS	MSLS	-	-
SSI · For VELUX electric GPU roof windows, a ZOZ 229S kit is needed.	MSI · For VELUX electric GPU roof windows, a ZOZ 229S kit is needed.	-	MHL top MAG bottom
SSS · Only for vertical roof window.	MSL · Only for sloping roof window.	MML · Only for sloping roof window.	MHL top MIE bottom
SSS · Only for vertical roof window.	MSL · Only for sloping roof window.	MML · Only for sloping roof window.	MHL top
SSS	MSL	MML	MHL
SSS	MSI	-	-
-	-	-	MHL top MAD bottom

Mounting accessories

ZOZ 246

Solar kit for solar shutter SSL and solar Anti-heat blinds SSS or MSL. For installation on solar roof windows.

See more on page 159.

ZOZ 229S

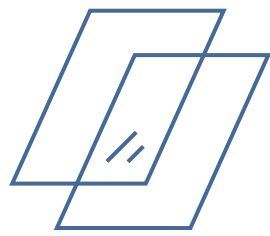
Mounting kit for electric Anti-heat blinds MML. For installation on VELUX electric top-hung roof window GPU.

Note: The usage of the mounting kit reduces the blackout effect of the Anti-heat blackout blind SSS.

Installation advice

Anti-heat blackout shutters can be installed on vertically connected roof windows with a minimum distance of 250mm. On roof windows next to each other a minimum distance of 100mm is required.

Electric Anti-heat blinds can be installed on vertically connected roof windows with a minimum distance of 250mm. On roof windows next to each other a minimum distance of 18mm is required.



Standard glazing

Glazing features

- Rain noise reduction**
Enjoy undisturbed sleep without being woken by rain noise on the roof window.
- Safety lamination**
Prevents glass from falling into the room in case of accidental breakage.
- Toughened glass**
Adds strength to the outer pane to protect from wayward balls and extreme weather such as heavy storms and hail.
- UV filter**
Protects your interior furnishings from fading due to the sun's harmful UV rays.
- Easy-to-clean**
Dirt-repellent coating lets you spend less time cleaning and more time enjoying the view.
- Anti-dew**
Hydrophobic coating reduces the amount of dew that can form on the outside for a clearer view.

- **Good**
- **Very good**
- **Excellent**
- **Best**

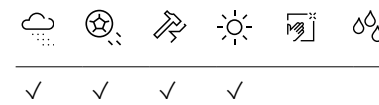


Made for

Comfort

Glazing 70

Provides great comfort with all the standard features, including rain noise reduction, laminated safety glass, protection from UV rays and extra-strength toughened glass.



Thermal transmittance window	Uw 1.3*	●●
Thermal transmittance glazing	Ug 1.0	●●●
Solar energy transmittance	g 0.46	●●●
Light transmittance	τ 0.68	●●
Sound insulation	35 dB**	●●●
Layers of glass	2	

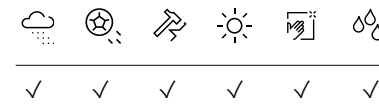


Made for

Well-being

Glazing 66

3-layer glazing that minimises the feeling of cold and blocks outside noise so you can feel warm and relaxed. Easy-to-clean and anti-dew coatings provide clearer views.



Thermal transmittance window	Uw 1.0*	●●●
Thermal transmittance glazing	Ug 0.6	●●●●
Solar energy transmittance	g 0.44	●●●
Light transmittance	τ 0.62	●●
Sound insulation	37 dB**	●●●
Layers of glass	3	

* GGLS/GPLs 70: 1.3-1.4 W/m²K
 * GGLS/GPLs 66: 1.0-1.2 W/m²K
 ** GGLS/GPLs 70: 34 dB
 ** GGLS/GPLs 66: 36 dB

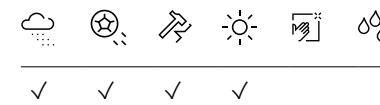


Made for

Better comfort

Glazing 68

3-layer glazing that offers all features of the Comfort Glazing 70 and better energy efficiency. Reduces the feeling of cold that comes from a roof window during winter.



Thermal transmittance window	Uw 1.1	●●●
Thermal transmittance glazing	Ug 0.7	●●●●
Solar energy transmittance	g 0.49	●●●
Light transmittance	τ 0.68	●●
Sound insulation	35 dB	●●●
Layers of glass	3	

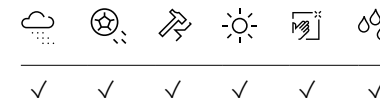


Made for

The best experience

Glazing 67

Our best performing 3-layer glazing provides the ultimate combination of thermal efficiency and noise reduction to deliver optimal energy efficiency and indoor comfort.



Thermal transmittance window	Uw 0.83	●●●●
Thermal transmittance glazing	Ug 0.4	●●●●
Solar energy transmittance	g 0.44	●●●
Light transmittance	τ 0.62	●●
Sound insulation	38 dB	●●●
Layers of glass	3	

Special glazing

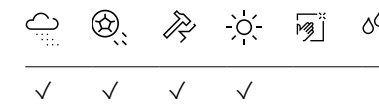


Made for

Heat protection

Glazing 69

This 3-layer glazing filters out the heat from the sun's rays to keep your home more comfortable. High thermal efficiency prevents the feeling of cold that comes from a roof window during winter.



Thermal transmittance window	Uw 1.1	●●●
Thermal transmittance glazing	Ug 0.6	●●●●
Solar energy transmittance	g 0.27	●●●●
Light transmittance	τ 0.57	●●
Sound insulation	35 dB	●●●
Layers of glass	3	

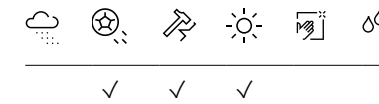


Made for

Extra security

Glazing 70Q

This certified security roof window features 2-layer glazing and offers the highest burglary resistance on the market. Provides an array of security features to prevent attempts of external force and breakage.



Thermal transmittance window	Uw 1.3	●●
Thermal transmittance glazing	Ug 1.0	●●●
Solar energy transmittance	g 0.45	●●●
Light transmittance	τ 0.68	●●
Sound insulation	35 dB	●●●
Layers of glass	2	

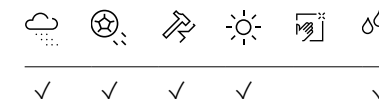


Made for

Noise reduction and comfort

Glazing 62

This noise reduction roof window with 3-layer glazing provides up to a full 42 dB of sound reduction together with high thermal insulation. Great for homes that need additional protection from outside noise and colder weather.



Thermal transmittance window	Uw 0.92 - 1.0	●●●●
Thermal transmittance glazing	Ug 0.5	●●●●
Solar energy transmittance	g 0.47	●●●
Light transmittance	τ 0.68	●●
Sound insulation	42 dB	●●●●
Layers of glass	3	

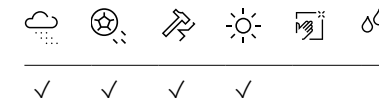


Made for

Better comfort

Glazing 15

3-layer glazing for low pitch roofs (GBL), offering all VELUX premium standard features and better energy efficiency. Reduces the feeling of cold that comes from a roof window during winter.



Thermal transmittance window	Uw 1.1	●●●
Thermal transmittance glazing	Ug 0.7	●●●●
Solar energy transmittance	g 0.50	●●●
Light transmittance	τ 0.68	●●
Sound insulation	35 dB	●●●
Layers of glass	3	

Roof window replacement

Replacing a VELUX roof window is easier than you think. It can be done in as little as 4 hours, and it allows for improved energy efficiency, a better indoor climate and more daylight and fresh air.

- Same standard VELUX sizes available.
- Usually fitted quickly and easily from the inside.
- Minimal mess and disruption to internal finish.

How to locate the roof window type and size

The same standard sizes are still available today and there are plenty of opportunities for upgrading. Flashing for replacements can be found on page 92.

For advice on what type of operation and finish of roof window to select, go to page 20.

Upgrading your old roof windows couldn't be easier with the VELUX Installation Service velux.ie/installation



From 2014

Type Size

From 2001-2013

Type Size

From 1992-2000

Type Size

Before 1992

Type Size


Window codes

Replace with: Since 2014 (V22)	CK01	CK02	CK04	MK04	MK06	MK08	SK06	SK08	UK04	UK08
From 2001 to 2013 (V21)	C01	C02	C04	M04	M06	M08	S06	S08	U04	U08
From 1992 to 2000 (V05)	101	102	104	304	306	308	606	608	804	808
Before 1992 (VK1)	9	6	1	14	2	4	10	7	8	

Size guide

Looking to replace your existing VELUX roof window? Use the size guide to locate your current window code and the replacement code.

Using our size guide



Roof windows

External frame sizes (w×h)mm		472	550	660	780	942	1140	1340
550						PK25 GGL 425 P25		
624				MK27 GGL M27				
698		CK01 9 GGL 101 GGU C01					SK01 GGL 601 GBL S01	
778		CK02 GGL 102 GGU C02						
978	BK04 GGL 804	CK04 GGL GPL GGU GPU 6 104 C04	FK04 GGL 204 GGU F04	MK04 GGL GPL GGU GPU 1 304 GBL M04	PK04 GGL 31 GPL 404 GBL P04			UK04 GGL 7 GPL 804 GGU U04
1178		CK06 GGL GPL GGU GPU 206 C06	FK06 GGL GPL GGU GPU (5)* 206 F06	MK06 GGL GPL GGU GPU 14 306 GBL M06	PK06 GGL GPL GGU GPU 406 P06	SK06 GGL GPL GGU GPU 4 606 GBL S06		UK06 GGL
1398			FK08 GGL GPL GGU GPU 308 F08	MK08 GGL GPL GGU GPU 2 308 GBL M08	PK08 GGL GPL GGU GPU 408 P08	SK08 GGL GPL GGU GPU 10 608 GBL S08		UK08 GGL 8 GPL 808 GGU U08
1600				MK10 GGL GPL GGU GPU 13 310 M10	PK10 GGL GPL GGU GPU 3 410 P10	SK10 GGL GPL GGU GPU 610 S10		UK10 GGL 810 GGU U10
1800				MK12 GGL 312 M12				

* GGL 5 is 700mm wide

Sloping extension elements

External frame sizes (w×h)mm		472	550	660	780	942	1140	1340
920				FK34 GIU	MK34 GIL 334 GIU M34	PK34 GIL 434 GIU P34	SK34 GIL 634 GIU S34	UK34 GIL 834 GIU U34

Roof terrace

External frame sizes (w×h)mm		780
1360		M08 GEL 308
1090		M35 VEA VEB VEC 335

Cold room roof windows

External frame sizes (w×h)mm		460	540
610		GVK	
830			103 GVT

2in1 and 3in1 roof windows

External frame sizes (w×h) mm		1270	1390	1510	1552	1880
1178		FFK06 GGLS GPLS *	FMK06 GGLS GPLS *	MMK06 GGLS GPLS *	FPK06 GGLS GPLS *	FFKF06 GGLS GPLS *
1398		FFK08 GGLS GPLS *	FMK08 GGLS GPLS *	MMK06 GGLS GPLS *	FPK08 GGLS GPLS *	FFKF08 GGLS GPLS *

* Fixed element – seen from the inside.

Heritage conservation roof windows

External frame sizes (w x h)mm. When installing, additional 20mm are required around the frame for the pre-installed insulation material

External frame sizes (w x h)mm		550	660	780	942	1140
978		CC04 GCL				
1178		CC06 GCL	FC06 GCL	MC06 GCL		
1398			FC08 GCL	MC08 GCL	PC08 GCL	SC08 GCL
1600						SC10 GCL

Roof balcony

External frame sizes (w×h)mm

External frame sizes (w×h)mm		780	942	1140
2520		MK19 (MK10)	PK19 (PK10)	SK19 (SK10)
		(MK34)	(PK34)	(SK34)



FSC® certification supports good forest management where the health and safety of forest workers is secured and forest wildlife is well looked after.

Flat roof windows

Available sizes (w×h)mm

	600	800	900	1000	1200	1500	2000
600	060060 CFP CVP CFJ CVJ CFU CVU		090060 CFJ CVJ CFU CVU				200060 CFU CVU
800		080080 CFP CVP CFJ CVJ CFU CVU				150080 CFU CVU	
900	060090 CFP CVP		090090 CFP CVP CFJ CVJ CFU CVU		120090 CFJ CVJ CFU CVU		
1000				100100 CFP CVP CXP CSP CFJ CVJ CFU CVU		150100 CFJ CVI CFU CVU	200100 CFJ CVI CFU CVU
1200			090120 CFP CVP CXP		120120 CFP CVP CXP CSP CFJ CVJ CFU CVU	150120 CFU CVU	
1500				100150 CFP CVP		150150 CFP CVP CFJ CVJ CFU CVU	

Base unit height 150mm: CFP, CVP, CXP, CSP, CFU, CVU, CFJ, CVJ

Base unit height 300mm: CFJ, CVJ

Base unit height 500mm: CFJ, CVJ

CFJ/CVJ 200100 only base unit height 150mm

Vertical elements

External frame sizes (w×h)mm




	780	942	1140	1340
601	MK31 VFE 1/2-60 331 VIU M31	PK31 VFE 431 VIU 3-60 P31	SK31 VFE 631 VIU 4/10-60 S31	UK31 VFE 831 VIU 7/8-60 U31
955	MK35 VFE 1/2-95 VFA 334 VFB M34 VIU	PK35 VFE 434 VFA 3-95 P34 VFB	SK35 VFE 634 VFA 4/10-95 S34 VFB	UK35 VFE 834 VIU 7/8-60 U34
1155	MK36 VFE 1/2-115 VFA 336 VFB M36 VIU	PK36 VFE 436 VFA 3-95 P36 VFB	SK36 VFE 636 VFA 4/10-95 S36 VFB	UK36 VFE 836 VIU
1375	MK38 VFE 338 VFA M38 VFB VIU	PK38 VFE 438 VFA 3-95 P38 VFB	SK38 VFE 638 VFA 4/10-95 S38 VFB	UK38 VFE 838 VIU

VELUX Company Ltd
Regus Santry
Block B
The Crescent Building
Northwood
Santry
Dublin
DO9 C6X8
Ireland

Tel: 01 816 1620

Email: sales@velux.ie

Website: velux.ie

-  facebook.com/VELUXGBI
-  pinterest.com/VELUXGBI
-  instagram.com/veluxpro_gbi



VELUX RESERVE THE RIGHT TO PRINTING MISTAKES AND ERRORS IN THIS CATALOGUE