

VELUX rescue opening window GTL

Glazing 50

VELUX®



Enjoy all the comfort of a high-quality VELUX roof window with the added peace of mind of knowing that it can be used as a rescue opening. The top-hung VELUX roof exit rescue window opens outwards to 67° to allow for escape in an emergency situation. Available in lacquered or white-painted pine wood to perfectly match your other VELUX roof windows.

- Opens to 67° to provide escape in case of emergency.
- Use the bottom handle to push open the window to rescue opening.
- Feel safe knowing the lifting device holds the window in place when used as a rescue opening.

CE

Application guidance

The window can be installed in roof pitches between 15° and 55° (up to 65° with special springs) to the horizontal.



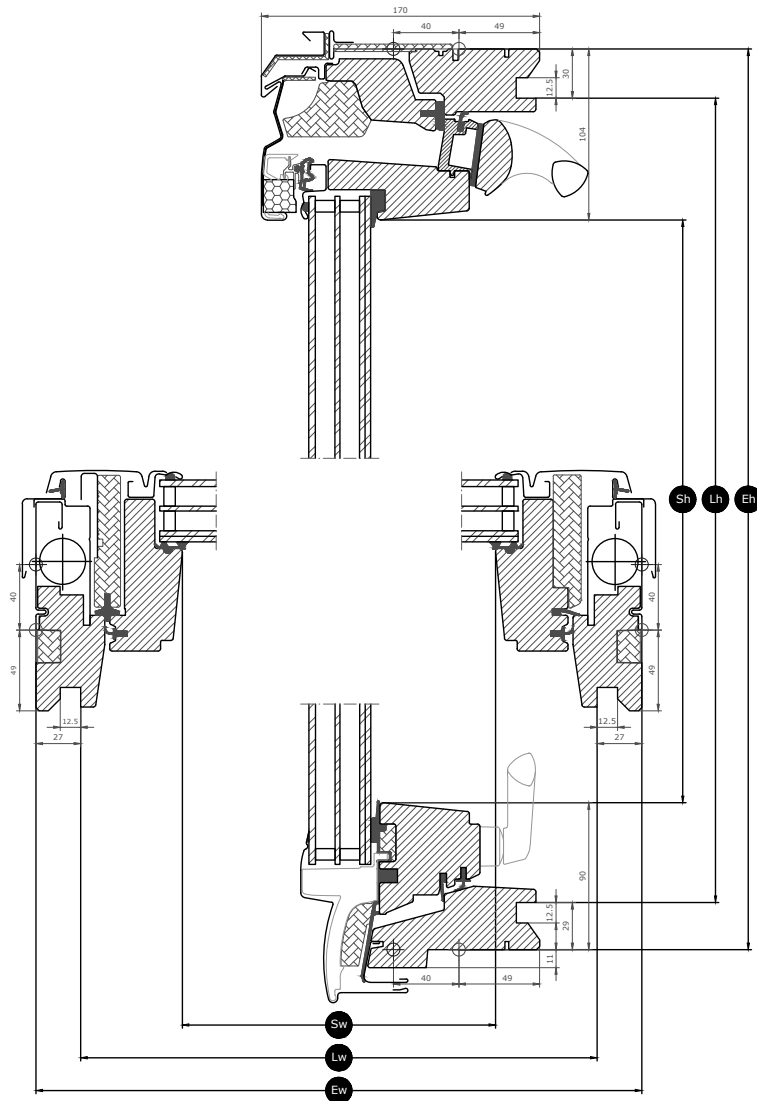
VELUX top-hung rescue roof window opens outwards up to an angle of 45°. In an emergency situation, the sash can be opened to an angle of 67° by pushing it further up. The entire window opening now provides a quick and easy exit/entrance. The roof window is operated at the bottom with a handle on the bottom sash. To get the full benefit of the top-hung function, we recommend an installation height that allows for a clear sight line to the outside from both a standing and seated position. Please note that the optimum window height depends on the roof pitch.

Available sizes and daylight area

	1140 mm
1398	GTL SK08 1.14 m ²

All measurements are in mm. () = Effective daylight area, m²










Cross section dimensions



Width		SK--
Sw	Sash aperture width	961
Lw	Distance between lining grooves, width	1085
Ew	Exterior frame width	1140

Height		--08
Sh	Sash aperture height	1204
Lh	Distance between lining grooves, height	1339
Eh	Exterior frame height	1398

Glazing features

Glazing 50		
	Heat insulation The low energy glazing unit reduces heat loss through the window and enhanced indoor comfort.	$U_g = 1.0$
	Solar gain In colder climates and in rooms with large window areas, solar gain provides a better indoor climate during winter periods.	0.46
	Solar protection In warm climates and in rooms with large window areas, a sun protective glazing unit provides a better indoor climate during summer periods.	★★★★☆
	Security Thicker laminated inner glass increases resistance to manual attack (burglary).	N/A
	Safety lamination Prevents glass from falling into the room in case of accidental breakage.	
	Toughened glass Adds strength to the outer glass surface to protect from wayward balls and extreme weather such as heavy storms and hail.	✓
	UV filter Protects your interior furnishings from fading due to the sun's harmful UV rays.	
	Rain noise reduction Rain noise reduction creates a barrier between the window and the weather outside for undisturbed moments during rainy days – or nights.	
	Easy-to-clean Dirt-repellent coating lets you spend less time cleaning and more time enjoying the view.	
	Anti-dew The anti-dew coating significantly reduces the days with dew on the outer glass and thus gives you a clear view.	

Glazing structure

Glazing unit	Composition (from inside to outside)
Double-glazed	4 mm float glass - 16 mm Argon - 4 mm toughened glass

Technical values for the window

Overview of technical values for the product, covering among other, CE marking in accordance with EN 14351-2.

Window characteristics	Performance
Thermal transmittance (U-value)	1.3 W/(m ² K)
Light transmittance (τ _v)	0.69
Total solar energy transmittance (g-value)	0.46
Sound insulation (R _w)	32(-2;-5)
Air permeability, [class]	4
External fire performance - British [class]	AA
External fire performance - European [class]	npd
Impact resistance [class]	3
Load-bearing capacity of safety devices	√
Reaction to fire [class]	C-s1,d0
Resistance to snow load	See glazing composition
Resistance to wind load [class]	C3 (>SK08: NPD)
Water tightness [class]	9A

NPD: No Performance Determined

Visible features


Interior finish

Material Description	Clear lacquer Finished with triple coat, clear lacquered.	White-painted Finished with triple coat, white painted.
Colour code NCS, inner surface	No colour code	S 0500-N
Colour code nearest RAL, inner surface	No colour code	9003

Exterior covers

Material Description	Aluminium, dark grey Dark grey
Colour code NCS, outer surface	S 7500-N
Colour code nearest RAL, outer surface	7043

Cleaning and maintenance




To clean the outer glass surface from the inside, rotate sash and secure in cleaning position with barrel bolts.



VELUX repair and maintenance kits are available.

Guarantee period

Flashings and installation products



Flashings

Install the VELUX roof window in virtually any roofing material by using genuine VELUX flashing solutions. Our flashings are designed specifically for the exact size and shape of the roof windows to create perfect, watertight fit. Flashings can also be used to combine multiple roof windows.

Installation products

Ensure a proper installation and an air- and watertight connection between the window and roof with VELUX installation products. All installation products are designed to perfectly fit the roof window for a reliable and durable result.

Blinds, awnings and shutters

Complete the VELUX roof window installation with roller shutters and awning blinds for heat protection and interior blinds for light dimming, blackout and insect protection. Choose from a wide range of manually operated or remote-controlled products that are made to fit the particular window type and size. Please contact your local VELUX sales company for more details about compatibility.

Further information

We reserve the right to make technical changes.

For more information on our products, please visit <https://velux.com>.