

VELUX craftsman's roof exit GXL

VELUX®

Glazing 50

<STEPTABLE 0="Product-1326-0" OT="Product" TT="3573072" VC="Context1" VO="655318" W="Approved" />



The VELUX craftsman's roof exit GXL is designed to provide safe and convenient access to the roof. Side-hung, it opens outwards and the sash can be positioned to the left or to the right to meet the needs of any space. Made from high-quality lacquered or white-painted pine wood like our standard wooden roof windows.

<STEPTABLE 0="Product-1326-0" OT="Product" TF=" " TT="stibo.1948135" VC="Context1" VO="655318" W="Approved" />



Application guidance



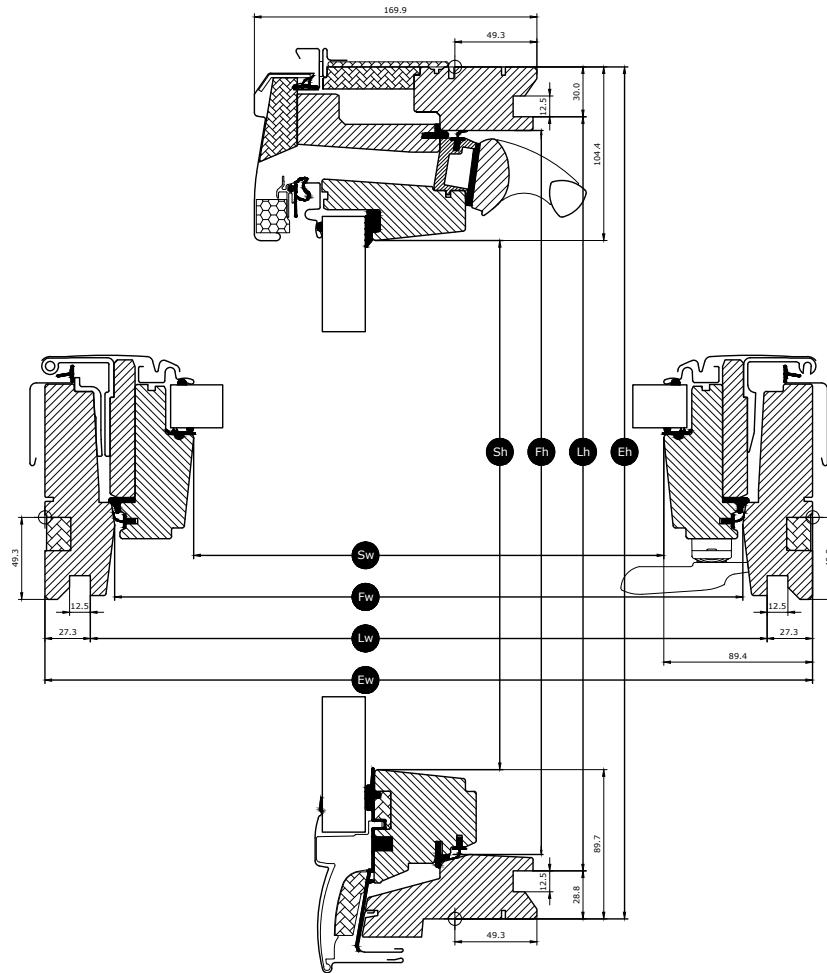
The window is opened by turning the side handle and pushing outwards. When fully open, the sash will be secured by the compound action arm to allow convenient access to the roof.

Available sizes and daylight area








<STEPTABLE O="Product-1326-0" OT="Product" TF=" " TT="stibo.1948183" VC="Context1"
VO="655318" W="Approved" />

All measurements are in mm. () = Effective daylight area, m²

Cross section dimensions



Glazing features

Glazing 50		
	Heat insulation The low energy glazing unit reduces heat loss through the window and enhanced indoor comfort.	$U_g = 1.0$
	Solar gain In colder climates and in rooms with large window areas, solar gain provides a better indoor climate during winter periods.	$g = 0.46$
	Solar protection In warm climates and in rooms with large window areas, a sun protective glazing unit provides a better indoor climate during summer periods.	★★★★☆
	Sound insulation A combination of laminated glass and extra thick glass provides better sound insulation against noise from outside (traffic, playgrounds, etc).	$R_w \text{ dB} = 32(-2;-5)$
	Security Thicker laminated inner glass increases resistance to manual attack (burglary).	N/A
	Toughened glass Adds strength to the outer pane to protect from wayward balls and extreme weather such as heavy storms and hail.	✓

Glazing structure

Glazing unit	Composition (from inside to outside)
Double-glazed	4 mm float inner glass with coating - 16 mm argon - 4 mm toughened outer glass with coating

Visible features

<STEPTABLE O="Product-1326-0" OT="Product" TT="stibo.2432213" VC="Context1" VO="655318" W="Approved" />

Interior finish

<STEPTABLE O="Product-1326-0" OT="Product" TF=" " TT="stibo.1948241" VC="Context1" VO="655318" W="Approved" />

Exterior covers

<STEPTABLE O="Product-1326-0" OT="Product" TF=" " TT="stibo.1948233" VC="Context1" VO="655318" W="Approved" />

Cleaning and maintenance




Frame and sash can be cleaned with ordinary household cleaners. If necessary, the outer glass surface is cleaned from the outside.



Guarantee period

Flashings and installation products



Flashings

Install the VELUX roof window in virtually any roofing material by using genuine VELUX flashing solutions. Our flashings are designed specifically for the exact size and shape of the roof windows to create perfect, watertight fit. Flashings can also be used to combine multiple roof windows.

Installation products

Ensure a proper installation and an air- and watertight connection between the window and roof with VELUX installation products. All installation products are designed to perfectly fit the roof window for a reliable and durable result.

Blinds, awnings and shutters

Complete the VELUX roof window installation with roller shutters and awning blinds for heat protection and interior blinds for light dimming, blackout and insect protection. Choose from a wide range of manually operated or remote-controlled products that are made to fit the particular window type and size. Please contact your local VELUX sales company for more details about compatibility.

Further information

We reserve the right to make technical changes.

For more information on our products, please visit <https://velux.com>.