

# VELUX fixed vertical window element VIU

**VELUX®**




Extend your views with a fixed, vertical window element. The window element fills the vertical space between the floor and the bottom of the roof window to provide more expansive views and more natural daylight. A maintenance-free, long-lasting polyurethane coating makes the window the perfect choice for any room in your home.

- Experience more daylight and extend your view by adding a vertical window element.
- A seamless look is made possible by the slim connection to the roof window.
- Maintenance-free, polyurethane coating makes the window ideal when easy maintenance is key.



## Application guidance

The vertical window element is always fixed to the bottom frame of a sloped roof window. The installation angle of the sloped window when combined with a vertical element is limited to 15-55°. The installation angle within this range is determined by the sloped roof window type and the flashing type with which it is installed.



The vertical window element VIU is installed vertically directly below a VELUX roof window. As it stretches nearly to the floor, it provides more daylight and an enhanced view when standing and when seated. The vertical window element VIU is fixed and cannot be opened.

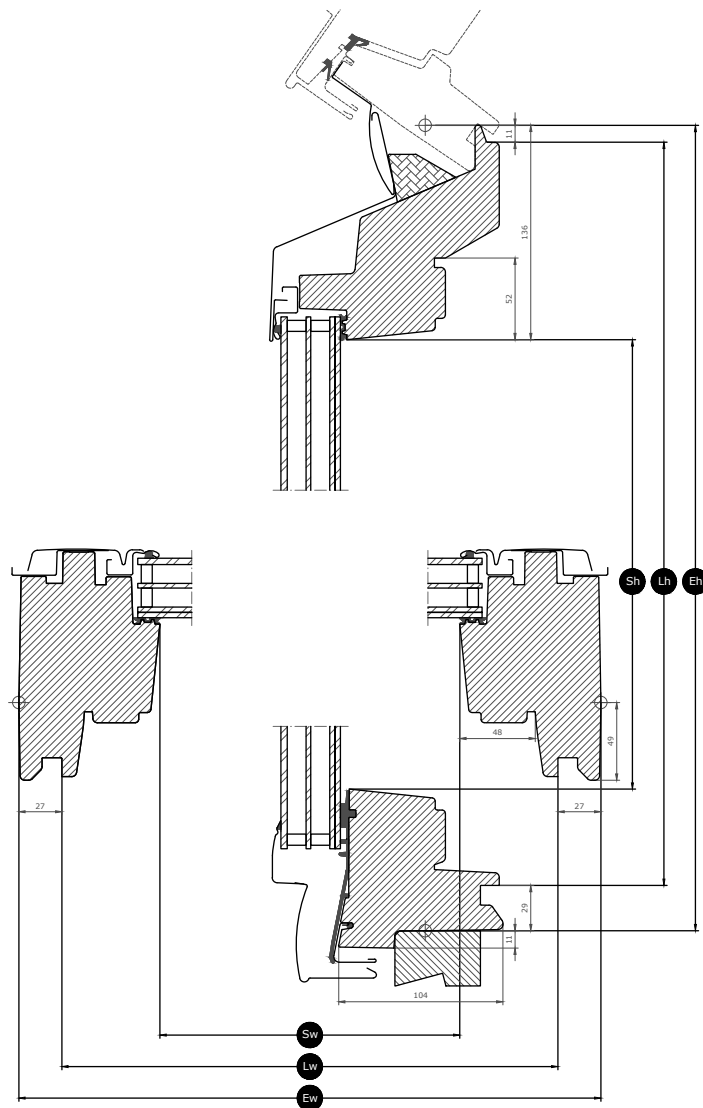
## Available sizes and daylight area

The size overview shows the availability across the different glazing variants. Please note that the individual glazing variant may not be available in all the sizes shown.

	780	942	1140	1340
601	VIU MK31 (0.22)	VIU PK31 (0.28)	VIU SK31 (0.36)	VIU UK31 (0.43)
955	VIU MK35 (0.44)	VIU PK35 (0.56)	VIU SK35 (0.70)	VIU UK35 (0.85)
1155	VIU MK36 (0.56)	VIU PK36 (0.71)	VIU SK36 (0.89)	VIU UK36 (1.08)
1375	VIU MK38 (0.69)	VIU PK38 (0.87)	VIU SK38 (1.10)	VIU UK38 (1.33)

All measurements are in mm. ( ) = Effective daylight area, m<sup>2</sup>










## Cross section dimensions



Width		MK--	PK--	SK--	UK--
Sw	Sash aperture width	601	763	961	1161
Lw	Distance between lining grooves, width	725	887	1085	1285
Ew	Exterior frame width	780	942	1140	1340

Height		--31	--35	--36	--38
Sh	Sash aperture height	377	731	931	1151
Lh	Distance between lining grooves, height	561	912	N/A	1335
Eh	Exterior frame height	601	955	1155	1375

## Glazing features


	Glazing 66SG	Glazing 68	Glazing 70	Glazing 57	Glazing 62SG
 Solar protection	★★★★☆	★★★★☆	★★★★☆	★★★★★	★★★★☆
 Security	★★★★☆	★★★★☆	★★★★☆	★★★★☆	★★★★☆
 Safety lamination	✓	✓	✓	✓	✓
 Toughened glass	✓	✓	✓	✓	✓
 UV filter	✓	✓	✓	✓	✓
 Rain noise reduction	✓	✓	✓	✓	✓
 Easy-to-clean	✓			✓	
 Anti-dew	✓				✓

## Glazing structure

Glazing variant	Glazing unit	Composition (from inside to outside)
Glazing 66SG	Triple-glazed	6.8 mm laminated float glass - 13 mm Argon - 3 mm heat strengthened glass - 13 mm Argon - 4 mm toughened glass
Glazing 68	Triple-glazed	6.8 mm laminated float glass - 13 mm Argon - 3 mm heat strengthened glass - 13 mm Argon - 4 mm toughened glass
Glazing 70	Double-glazed	6.8 mm laminated float glass - 16 mm Argon - 4 mm toughened glass
Glazing 57	Double-glazed	6.8 mm laminated float glass - 16 mm Argon - 6 mm toughened glass
Glazing 62SG	Triple-glazed	6.8 mm laminated float glass - 11 mm Krypton - 3 mm heat strengthened glass - 11 mm Krypton - 8 mm toughened glass

## Technical values for the window

Overview of technical values for the product, covering among other, CE marking in accordance with EN 14351-2.

	Glazing 66SG	Glazing 68	Glazing 70	Glazing 57	Glazing 62SG
	Performance				
Window characteristics	Performance				
Thermal transmittance (U-value)	1.0 W/(m <sup>2</sup> K)	1.1 W/(m <sup>2</sup> K)	1.3 W/(m <sup>2</sup> K)	1.3 W/(m <sup>2</sup> K)	1.0 W/(m <sup>2</sup> K)
Light transmittance (τ,v)	0.62	0.68	0.68	0.60	0.68
Total solar energy transmittance (g-value)	0.44	0.49	0.46	0.30	0.47
Sound insulation (Rw)	37(-2;-4)	35(-1;-3)	35(-1;-3)	37(-1;-3)	42(-2;-5)
Air permeability, [class]	4	4	4	4	4
External fire performance - British [class]	AA	AA	AA	AA	AA
External fire performance - European [class]	npd	npd	npd	npd	npd
Impact resistance [class]	3	3	3	3	3
Load-bearing capacity of safety devices	npd	npd	npd	npd	npd
Reaction to fire [class]	D-s3,d2	D-s3,d2	D-s3,d2	D-s3,d2	D-s3,d2
Resistance to snow load	**	**	**	**	**
Resistance to wind load [class]	C3 (>SK08: NPD)	C3 (>SK08: NPD)	C3 (>SK08: NPD)	C3 (>SK08: NPD)	C3 (>SK08: NPD)
Water tightness [class]	9A	9A	9A	9A	9A

Resistance to snow load = \*\* See glazing composition

NPD: No Performance Determined

## Interior finish

---

Material Description	White maintenance-free Finished with polyurethane lacquer.
Colour code NCS, inner surface	S 0500-N
Colour code nearest RAL, inner surface	9003


## Exterior covers

---

Material Description	Aluminium, dark grey Dark grey	Untreated copper
Colour code NCS, outer surface	S 7500-N	No colour code
Colour code nearest RAL, outer surface	7043	No colour code

## Cleaning and maintenance

---



Frame and sash of the vertical window element can be cleaned with ordinary household cleaners. If necessary, the outer glass surface is cleaned from the outside.



VELUX repair and maintenance kits are available.

## Guarantee period

---

## Flashings and installation products

---



### Flashings

Install the VELUX roof window in virtually any roofing material by using genuine VELUX flashing solutions. Our flashings are designed specifically for the exact size and shape of the roof windows to create perfect, watertight fit. Flashings can also be used to combine multiple roof windows.

### Installation products

Ensure a proper installation and an air- and watertight connection between the window and roof with VELUX installation products. All installation products are designed to perfectly fit the roof window for a reliable and durable result.

## Blinds, awnings and shutters

---

Complete the VELUX roof window installation with roller shutters and awning blinds for heat protection and interior blinds for light dimming, blackout and insect protection. Choose from a wide range of manually operated or remote-controlled products that are made to fit the particular window type and size. Please contact your local VELUX sales company for more details about compatibility.

## Further information

---

We reserve the right to make technical changes.

For more information on our products, please visit <https://velux.com>.