

VELUX extra sound reduction roof window GPU



Glazing 62SG



The VELUX bottom-operated, top-hung extra sound reduction roof window GPU is maintenance-free and designed with special glass and extra sound insulation to reduce incoming noise. Bottom operation allows the window to be opened outwards to 45° for amazing, uninterrupted views.

- Special sound-insulating glazing reduces noise from outside.
- Open the window outwards up to 45° to enjoy a panoramic view and a feeling of space.
- Easily rotate the window 180° for safe cleaning of the outer glass from the inside.
- Adjust the bottom handle position to ventilate your home without opening the window.
- Removable and cleanable ventilation filter protects your home from dust and insects while ventilating.
- Quickly and easily add blinds by simply clicking them into the pre-fitted brackets.
- Spend less time on scheduled maintenance thanks to long-lasting lubricants.



Application guidance

The window can be installed in roof pitches between 15° and 55° (75°) to the horizontal



Manual bottom-operated, top-hung roof windows open outwards for an unobstructed, panoramic view. To get the full benefit of the top-hung function, we recommend an installation height that allows for a clear sight line to the outside from both a standing and seated position. Please note that the optimum window height depends on the roof pitch.

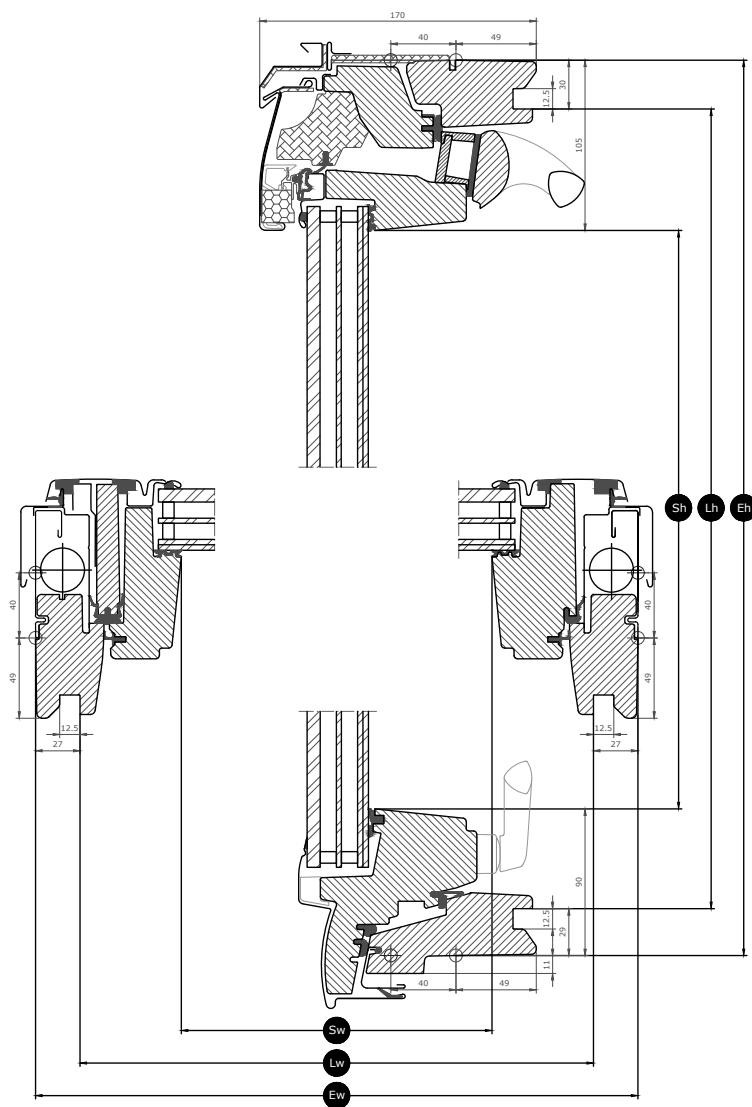
Available sizes and daylight area

	550 mm	660 mm	780 mm	942 mm	1140 mm
978 mm	GPU CK04 (0.29) [0.39]		GPU MK04 (0.47) [0.58]		
1178 mm	GPU CK06 (0.37) [0.48]	GPU FK06 (0.47) [0.60]	GPU MK06 (0.59) [0.72]	GPU PK06 (0.75) [0.89]	GPU SK06 (0.95) [1.09]
1398 mm		GPU FK08 (0.58) [0.72]	GPU MK08 (0.72) [0.87]	GPU PK08 (0.91) [1.08]	GPU SK08 (1.14) [1.32]
1600			GPU MK10 (0.85) [1.01]	GPU PK10 (1.07) [1.25]	

All measurements are in mm. () = Effective daylight area, m² [] = Geometric free area, m²

Cross section dimensions





Please note that the view of the cross section is from bottom to top.



Width		CK--	FK--	MK--	PK--	SK--
Sw	Sash aperture width	371	481	601	763	961
Lw	Distance between lining grooves, width	495	605	725	887	1085
Ew	External frame width	550	660	780	942	1140

Height		--04	--06	--08	--10
Sh	Sash aperture height	784	984	1204	1406
Lh	Distance between lining grooves, height	919	1119	1339	1541
Eh	External frame height	978	1178	1398	1600

Glazing features

Glazing 62SG		
	Heat insulation The low energy glazing unit reduces heat loss through the window and enhanced indoor comfort.	$U_g = 0.5$
	Solar gain In colder climates and in rooms with large window areas, solar gain provides a better indoor climate during winter periods.	0.47
	Solar protection In warm climates and in rooms with large window areas, a sun protective glazing unit provides a better indoor climate during summer periods.	★★★★☆
	Security Thicker laminated inner glass increases resistance to manual attack (burglary).	★★★★☆
	Safety lamination Prevents glass from falling into the room in case of accidental breakage.	✓
	Toughened glass Adds strength to the outer glass surface to protect from wayward balls and extreme weather such as heavy storms and hail.	✓
	UV filter Protects your interior furnishings from fading due to the sun's harmful UV rays.	✓
	Rain noise reduction Rain noise reduction creates a barrier between the window and the weather outside for undisturbed moments during rainy days – or nights.	✓
	Easy-to-clean Dirt-repellent coating lets you spend less time cleaning and more time enjoying the view.	
	Anti-dew The anti-dew coating significantly reduces the days with dew on the outer glass and thus gives you a clear view.	✓

Glazing structure

Glazing unit	Variant composition
Triple-glazed	6.8 mm laminated float glass - 11 mm Krypton - 3 mm heat strengthened glass - 11 mm Krypton - 8 mm toughened glass

Technical values for the window

Overview of technical values for the product, covering among other, CE marking in accordance with EN 14351-1.

Window characteristics	Performance
Thermal transmittance	0.96 W/(m ² K)
Light transmittance	0.68
Total solar energy transmittance	0.47
Sound insulation	42(-2;-5)
Air permeability	4 (PK10: 3)
External fire performance - British	AA
External fire performance - European	npd
Impact resistance	3
Load-bearing capacity of safety devices	√
Reaction to fire	D-s3,d2
Resistance to snow load	See glazing composition
Resistance to wind load	C3 (>SK08: NPD)
Water tightness	E900

NPD: No performance determined

Visible features



Operating handle, top-hung, bottom

Easy to operate handle allows for effortless opening and closing of the window.



Interior insulation, frame top

Innovative ThermoTechnology™ insulation is integrated into the top frame of the window to increase energy-efficiency.



Noise reduction gasket

Extra gasket to improve sound reduction.



Blind bracket, manual

Easily install blinds on the window without the need for extra tools. Simply click on the blind in the pre-fitted brackets.




Ventilation flap

The full-width ventilation flap can be used for ventilation even with a closed window.



Frame hinge, centre-pivot, side

Durable hinge design allows for reliable operation and enables the sash to be rotated for easy cleaning of the outer glass.



Excellent insulation

High performance insulation materials in the window construction and thermally modified timber core increase the energy efficiency of the window.



Data plate

Every VELUX roof window has a unique data plate with information that can be used to look up CE marking documentation, when purchasing accessories or in case of service or replacement.

Interior finish

Material Description	White maintenance-free Finished with polyurethane lacquer.
Colour code NCS, inner surface	S 0500-N
Colour code nearest RAL, inner surface	9003

Exterior covers

Material Description	Aluminium, dark grey Dark grey	Titanium zinc	Untreated copper
Colour code NCS, outer surface	S 7500-N	No colour code	
Colour code nearest RAL, outer surface	7043	No colour code	

Cleaning and maintenance



To clean the outer glass surface from the inside, rotate sash and secure in cleaning position with barrel bolts.




VELUX repair and maintenance kits are available.

Guarantee period



The full terms and conditions of the VELUX Product Guarantee are available on our website www.velux.co.uk or www.velux.ie

Flashings and installation products



Flashings

Install the VELUX roof window in virtually any roofing material by using genuine VELUX flashing solutions. Our flashings are designed specifically for the exact size and shape of the roof windows to create perfect, watertight fit. Flashings can also be used to combine multiple roof windows.

Installation products

Ensure a proper installation and an air- and watertight connection between the window and roof with VELUX installation products. All installation products are designed to perfectly fit the roof window for a reliable and durable result.

Blinds, awnings and shutters

Complete the VELUX roof window installation with roller shutters and awning blinds for heat protection and interior blinds for light dimming, blackout and insect protection. Choose from a wide range of manually operated or remote-controlled products that are made to fit the particular window type and size. Please contact your local VELUX sales company for more details about compatibility.

Further information

We reserve the right to make technical changes.

For more information on our products, please visit <https://www.velux.co.uk> or <https://www.velux.ie>.