

VELUX roof window GLU 0061

Glazing 61 (with TPS spacer)



The VELUX top-operated, centre-pivot roof window GLU 0061 delivers extra energy efficiency, thanks to an exceptionally affordable three-layer pane. Easy top operation allows furniture to be placed underneath and moisture-resistant, maintenance-free finish makes this window ideal for any room especially bathrooms and kitchen.

- Improve energy efficiency with this great value for money 3-layer glazing with a U_w of 1.1 W/(m²K).
- Top operation allows for a low installation height that lets you enjoy the view while seated.
- Maintenance-free, polyurethane coating makes the window ideal when easy maintenance is key.
- Refresh your home by slightly opening the window and fixing it in the top bushing.
- Open the top control bar to the ventilation position for fresh air through a closed window.
- Easily rotate the window 180° for safe cleaning of the outer glass from the inside.
- Maintenance-free exterior covers increase peace of mind throughout the lifetime of the roof window.



Application guidance

The window can be installed in roof pitches between 15° and 90° to the horizontal.



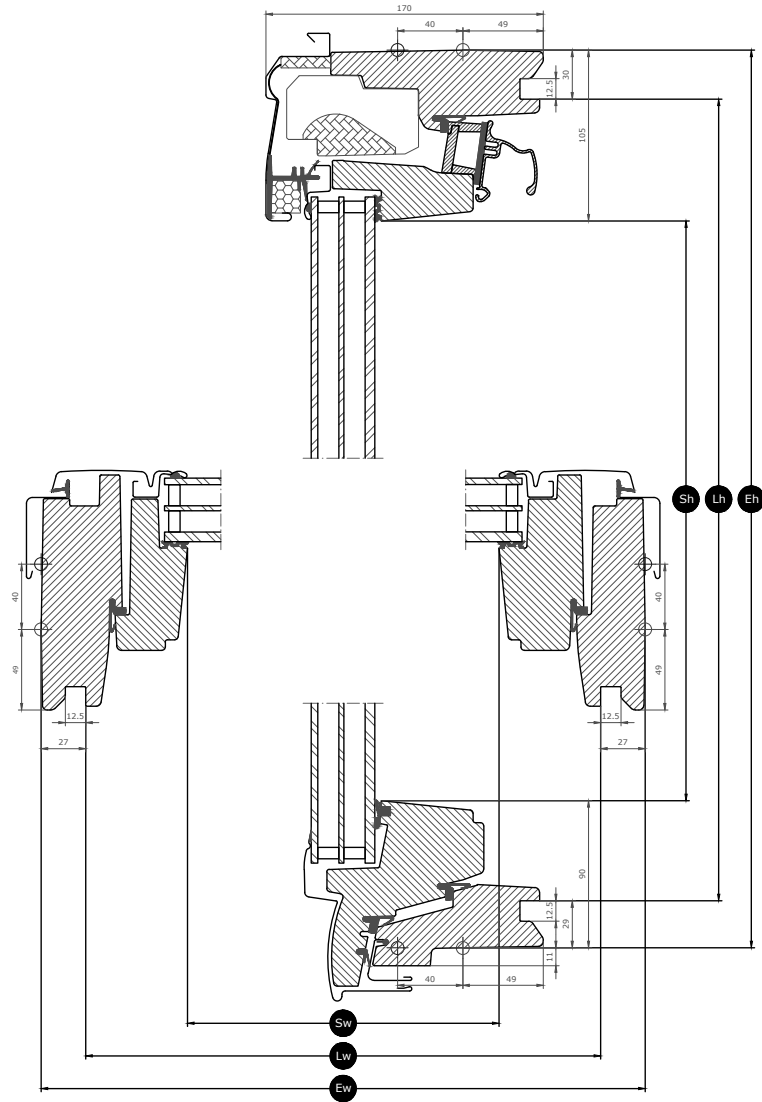
Manually top-operated, centre-pivot roof windows make it possible to place furniture directly below the window without obstructing the window operation. We recommend an installation height that allows for a clear view to the outside from both a standing and seated position. Please note that the optimum window height depends on the roof pitch.

Available sizes and daylight area

	550 mm	660 mm	780 mm
778 mm	GLU CK02 0.22 m ²		
1178 mm		GLU FK06 0.47 m ²	GLU MK06 0.59 m ²
1398 mm		GLU FK08 0.58 m ²	

All measurements are in mm. () = Effective daylight area, m²











Cross section dimensions



Width		CK--	FK--	MK--
Sw	Sash aperture width	371	481	601
Lw	Distance between lining grooves, width	495	605	725
Ew	Exterior frame width	550	660	780

Height		--02	--06	--08
Sh	Sash aperture height	584	984	1204
Lh	Distance between lining grooves, height	719	1119	1339
Eh	Exterior frame height	778	1178	1398

Glazing features

Glazing 61 (with TPS spacer)		
	Heat insulation The low energy glazing unit reduces heat loss through the window and enhanced indoor comfort.	$U_g = 0.6$
	Solar gain In colder climates and in rooms with large window areas, solar gain provides a better indoor climate during winter periods.	0.50
	Solar protection In warm climates and in rooms with large window areas, a sun protective glazing unit provides a better indoor climate during summer periods.	★★★★☆
	Security Thicker laminated inner glass increases resistance to manual attack (burglary).	N/A
	Safety lamination Prevents glass from falling into the room in case of accidental breakage.	
	Toughened glass Adds strength to the outer glass surface to protect from wayward balls and extreme weather such as heavy storms and hail.	✓
	UV filter Protects your interior furnishings from fading due to the sun's harmful UV rays.	
	Rain noise reduction Rain noise reduction creates a barrier between the window and the weather outside for undisturbed moments during rainy days – or nights.	
	Easy-to-clean Dirt-repellent coating lets you spend less time cleaning and more time enjoying the view.	
	Anti-dew The anti-dew coating significantly reduces the days with dew on the outer glass and thus gives you a clear view.	

Glazing structure

Glazing unit	Composition (from inside to outside)
Triple-glazed	4 mm float glass - 15 mm Argon - 3 mm heat strengthened glass - 15 mm Argon - 3 mm toughened glass

Technical values for the window

Overview of technical values for the product, covering among other, CE marking in accordance with EN 14351-2.

Window characteristics	Performance
Thermal transmittance (U-value)	1.1 W/(m ² K)
Light transmittance (τ _v)	0.68
Total solar energy transmittance (g-value)	0.50
Sound insulation (R _w)	32(-1;-4)
Air permeability, [class]	4
External fire performance - British [class]	npd
External fire performance - European [class]	npd
Impact resistance [class]	3
Load-bearing capacity of safety devices	✓
Reaction to fire [class]	D-s3,d0
Resistance to snow load	See glazing composition
Resistance to wind load [class]	C3 (>SK08: NPD)
Water tightness [class]	E900


NPD: No Performance Determined

Visible features



Control bar aluminium

The aluminium control bar can be used to easily open the window. It can also lock the ventilation flap in the ventilation position.




Blind bracket, manual

Easily install blinds on the window without the need for extra tools. Simply click on the blind in the pre-fitted brackets.



Frame hinge, centre-pivot, side

Durable hinge design allows for reliable operation and enables the sash to be rotated for easy cleaning of the outer glass.



Excellent insulation

High performance insulation materials in the window construction and thermally modified timber core increase the energy efficiency of the window.



Barrel bolt

The barrel bolt can be placed into the integrated barrel bolt bushing to secure the window for cleaning of outer glass surface or for safe ventilation.



Headlock

When closed, the window is locked firmly into place by the headlock.


Interior finish

Material Description	White maintenance-free Finished with polyurethane lacquer.
Colour code NCS, inner surface	S 0500-N
Colour code nearest RAL, inner surface	9003

Exterior covers

Material Description	Aluminium, dark grey Dark grey
Colour code NCS, outer surface	S 7500-N
Colour code nearest RAL, outer surface	7043

Cleaning and maintenance




To clean the outer glass surface from the inside, rotate sash and secure in cleaning position with barrel bolts.



VELUX repair and maintenance kits are available.

Guarantee period

Flashings and installation products



Flashings

Install the VELUX roof window in virtually any roofing material by using genuine VELUX flashing solutions. Our flashings are designed specifically for the exact size and shape of the roof windows to create perfect, watertight fit. Flashings can also be used to combine multiple roof windows.

Installation products

Ensure a proper installation and an air- and watertight connection between the window and roof with VELUX installation products. All installation products are designed to perfectly fit the roof window for a reliable and durable result.

Blinds, awnings and shutters

Complete the VELUX roof window installation with roller shutters and awning blinds for heat protection and interior blinds for light dimming, blackout and insect protection. Choose from a wide range of manually operated or remote-controlled products that are made to fit the particular window type and size. Please contact your local VELUX sales company for more details about compatibility.

Further information

We reserve the right to make technical changes.

For more information on our products, please visit <https://velux.com>.