

# VELUX manual centre-pivot roof window GGL



The original VELUX top-operated, centre-pivot roof window GGL is easy to operate and gives you the freedom to place furniture underneath. The innovative top control bar allows you to install the window at a lower position to get an excellent view while standing and even when seated.

- Open the top control bar to the ventilation position for fresh air through a closed window.
- Easily rotate the window 180° for safe cleaning of the outer glass from the inside.
- Easily open and close the roof window – even with furniture placed underneath.
- Removable and cleanable ventilation filter protects your home from dust and insects while ventilating.
- Quickly and easily add blinds by simply clicking them into the pre-fitted brackets.
- Upgrade to a remote-controlled mains- or solar-powered motor for extra convenience.
- The exclusive top control bar complements the window for a modern, elegant look.



## Application guidance

---

The window can be installed in roof pitches between 15° and 90° to the horizontal.



Manually top-operated, centre-pivot roof windows make it possible to place furniture directly below the window without obstructing the window's operation. We recommend an installation height that allows for a clear sight line to the outside from both a standing and seated position. Please note that the optimum window height depends on the roof pitch.

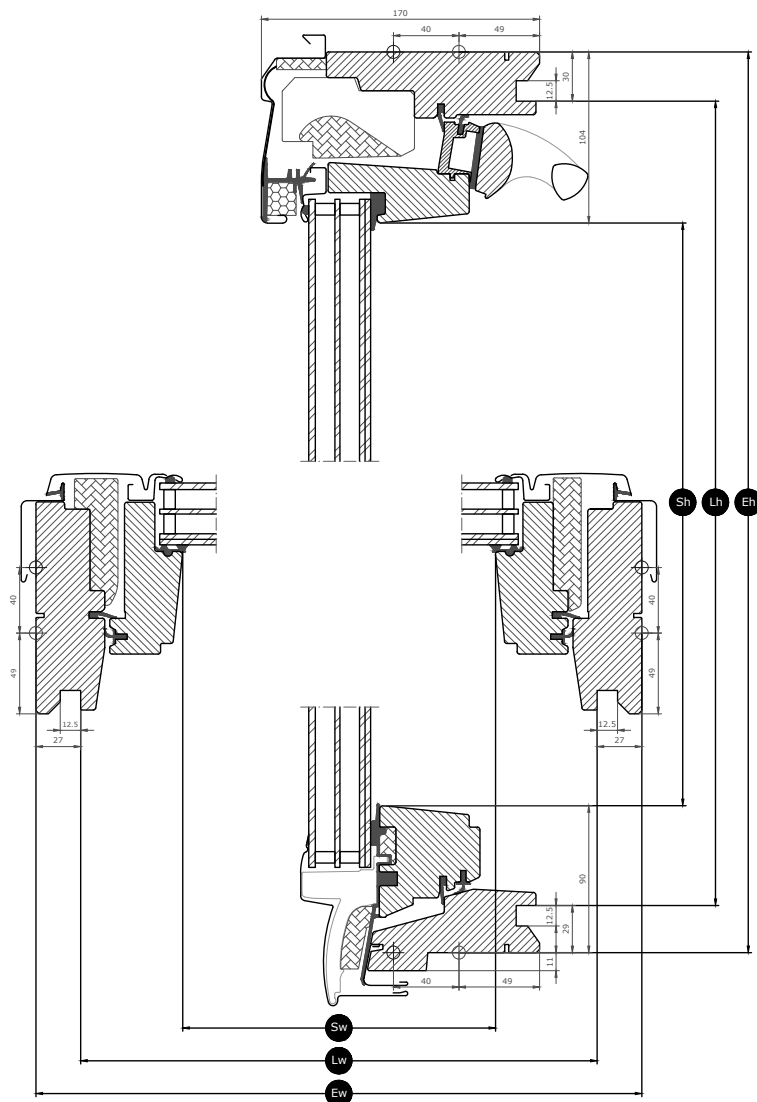
## Available sizes and daylight area

The size overview shows the availability across the different glazing variants. Please note that the individual glazing variant may not be available in all the sizes shown.

	472	550	660	780	942	1140	1340
550					GGL PK25  (0.27) [0.31]		
624				GGL MK27  (0.26) [0.30]			
698		GGL CK01  (0.19) [0.23]				GGL SK01  (0.48) [0.54]	
778		GGL CK02  (0.22) [0.26]					
978	GGL BK04  (0.23) [0.28]	GGL CK04  (0.29) [0.34]	GGL FK04  (0.38) [0.43]	GGL MK04  (0.47) [0.53]	GGL PK04  (0.60) [0.66]		GGL UK04  (0.91) [0.98]
1178		GGL CK06  (0.37) [0.43]	GGL FK06  (0.47) [0.54]	GGL MK06  (0.59) [0.66]	GGL PK06  (0.75) [0.83]	GGL SK06  (0.95) [1.03]	GGL UK06  (1.15) [1.23]
1398			GGL FK08  (0.58) [0.66]	GGL MK08  (0.72) [0.81]	GGL PK08  (0.92) [1.01]	GGL SK08  (1.16) [1.25]	GGL UK08  (1.40) [1.54]
1600				GGL MK10  (0.85) [0.94]	GGL PK10  (1.07) [1.17]	GGL SK10  (1.35) [1.46]	GGL UK10  (1.63) [1.80]
1800				GGL MK12  (0.97) [1.07]			

All measurements are in mm. ( ) = Effective daylight area, m<sup>2</sup> [ ] = Geometric free area, m<sup>2</sup>










## Cross section dimensions



Width		BK--	CK--	FK--	MK--	PK--	SK--	UK--
Sw	Sash aperture width	293	371	481	601	763	961	1161
Lw	Distance between lining grooves, width	417	495	605	725	887	1085	1285
Ew	External frame width	472	550	660	780	942	1140	1340

Height		--01	--02	--04	--06	--08	--10	--12	--25	--27
Sh	Sash aperture height	504	584	784	984	1204	1406	1606	356	430
Lh	Distance between lining grooves, height	639	719	919	1119	1339	1541	1741	491	565
Eh	External frame height	698	778	978	1178	1398	1600	1800	550	624

## Glazing features


	Glazing 66SG	Glazing 67	Glazing 69	Glazing 68	Glazing 70	Glazing 70Q	Glazing 62SG
	★★★★☆	★★★★☆	★★★★★	★★★★☆	★★★★☆	★★★★☆	★★★★☆
 Solar protection	★★★★☆	★★★★☆	★★★★★	★★★★☆	★★★★☆	★★★★☆	★★★★☆
 Security	★★★★☆	★★★★☆	★★★★☆	★★★★☆	★★★★☆	★★★★★	★★★★☆
 Safety lamination	✓	✓	✓	✓	✓	✓	✓
 Toughened glass	✓	✓	✓	✓	✓	✓	✓
 UV filter	✓	✓	✓	✓	✓	✓	✓
 Rain noise reduction	✓	✓	✓	✓	✓		✓
 Easy-to-clean	✓	✓					
 Anti-dew	✓	✓					✓

## Glazing structure

Glazing variant	Glazing unit	Variant composition
Glazing 66SG	Triple-glazed	6.8mm laminated float glass - 13mm Argon - 3mm heat strengthened glass - 13mm Argon - 4mm toughened glass
Glazing 67	Triple-glazed	6.8 mm laminated float glass - 12 mm Krypton - 3 mm heat strengthened glass - 12 mm Krypton - 4 mm toughened glass
Glazing 69	Triple-glazed	6.8mm laminated float glass - 13mm Argon - 3mm heat strengthened glass - 13mm Argon - 4mm toughened glass
Glazing 68	Triple-glazed	6.8 mm laminated float glass - 13 mm Argon - 3 mm heat strengthened glass - 13 mm Argon - 4 mm toughened glass
Glazing 70	Double-glazed	6.8 mm laminated float glass - 16 mm Argon - 4 mm toughened glass
Glazing 70Q	Double-glazed	7.5 mm laminated float glass - 16 mm Argon - 4 mm toughened glass
Glazing 62SG	Triple-glazed	6.8 mm laminated float glass - 11 mm Krypton - 3 mm heat strengthened glass - 11 mm Krypton - 8 mm toughened glass

# Technical values for the window

Overview of technical values for the product, covering among other, CE marking in accordance with EN 14351-1.

	Glazing 66SG	Glazing 67	Glazing 69	Glazing 68	Glazing 70	Glazing 70Q	Glazing 62SG
Window characteristics	Performance						
Thermal transmittance	1.0 W/(m²K)	0.83 W/(m²K)	1.1 W/(m²K)	1.1 W/(m²K)	1.3 W/(m²K)	1.3 W/(m²K)	0.92 W/(m²K)
Light transmittance	0.62	0.62	0.57	0.68	0.68	0.68	0.68
Total solar energy transmittance	0.44	0.44	0.27	0.49	0.46	0.45	0.47
Sound insulation	37(-2;-4)	38(-2;-5)	35(-1;-3)	35(-1;-3)	35(-1;-3)	35(-1;-3)	42(-2;-5)
Air permeability	4	4	4	4	4	4	4
External fire performance - British	AC	AC	AC	AC	AC	AC	AC
External fire performance - European	npd	npd	npd	NPD	npd	npd	npd
Impact resistance	3	3	3	3	3	3	3
Load-bearing capacity of safety devices	√	√	√	√	√	√	√
Reaction to fire	C-s1,d2	C-s1,d2	C-s1,d2	C-s1,d2	C-s1,d2	C-s1,d2	C-s1,d2
Resistance to snow load	**	**	**	**	**	**	**
Resistance to wind load	C3 (>SK08: NPD)	C3 (>SK08: NPD)	C3 (>SK08: NPD)	C3 (>SK08: NPD)	C3 (>SK08: NPD)	C3 (>SK08: NPD)	C3 (>SK08: NPD)
Water tightness	E900	E900	E900	E900	E900	E900	E900

Resistance to snow load = \*\* See glazing composition

NPD: No performance determined

## Interior finish

---

Material Description	Clear lacquer Finished with triple coat, clear lacquered.	White-painted Finished with triple coat, white painted.
Colour code NCS, inner surface	No colour code	S 0500-N
Colour code nearest RAL, inner surface	No colour code	9003


## Exterior covers

---

Material Description	Aluminium, dark grey Dark grey	Titanium zinc	Untreated copper
Colour code NCS, outer surface	S 7500-N	No colour code	
Colour code nearest RAL, outer surface	7043	No colour code	

## Cleaning and maintenance

---



To clean the outer glass surface from the inside, rotate sash manually and secure in cleaning position with barrel bolts.



VELUX repair and maintenance kits are available.

## Guarantee period


---



The full terms and conditions of the VELUX Product Guarantee are available on our website [www.velux.co.uk](http://www.velux.co.uk) or [www.velux.ie](http://www.velux.ie)

## Flashings and installation products

---



### **Flashings**

Install the VELUX roof window in virtually any roofing material by using genuine VELUX flashing solutions. Our flashings are designed specifically for the exact size and shape of the roof windows to create perfect, watertight fit. Flashings can also be used to combine multiple roof windows.

### **Installation products**

Ensure a proper installation and an air- and watertight connection between the window and roof with VELUX installation products. All installation products are designed to perfectly fit the roof window for a reliable and durable result.

## Blinds, awnings and shutters

---

Complete the VELUX roof window installation with roller shutters and awning blinds for heat protection and interior blinds for light dimming, blackout and insect protection. Choose from a wide range of manually operated or remote-controlled products that are made to fit the particular window type and size. Please contact your local VELUX sales company for more details about compatibility.

## Further information

---

We reserve the right to make technical changes.

For more information on our products, please visit <https://www.velux.co.uk> or <https://www.velux.ie>.