

A photograph of two young boys sitting at a desk in a room with a large window. They are both wearing headphones and looking at a computer monitor displaying a racing game. The room has wooden floors and a white wall. A volleyball and a box are on the floor near the window.

VELUX®

Product Catalogue

Republic of Ireland Price List (excludes VAT)
Valid from 2nd February 2026
velux.ie



Contact us

If you need more information or technical support, we are here to help.

Telephone: 01 816 1620
E-mail: sales@velux.ie

Website: velux.ie

Contents

- 4 Transforming spaces
- 6 Why VELUX
- 8 Project solutions
- 10 Solar and electric
- 12 Extended product guarantee
- 13 VELUX App Control
- 14 Dormer and Mini dormer roof window systems
- 16 Finish options
- 20 Roof window selection guide
- 153 Practical information
- 162 Glazing options
- 166 Size guide

23 Remotes and Apps

27 Roof windows

69 Installation and flashings

89 Blinds and shutters

119 Flat roof windows

141 Sun tunnels

147 Accessories

Transforming spaces into favourite places

We all seek spaces where we can truly relax, recharge and feel at ease – or even boost our productivity. More often than not, these favourite places are bathed in natural daylight and fresh air.

For over 80 years, the VELUX Group has helped people reimagine their homes by bringing daylight and fresh air through the roof, creating brighter, healthier environments to live, work, learn and play. It's all part of our mission to improve everyday life for people around the world.

Our award-winning roof windows can fit any roof – flat, pitched, old or new and can be accessorised with VELUX blinds and shutters.

Looking to expand your living space? Choose a VELUX Roof balcony or take your home to the next level with VELUX ACTIVE with NETATMO, our intelligent indoor climate solution.

VELUX solutions do more than brighten interiors – they help us create a connection with nature and a space to relax and enjoy. These spaces then become the backdrop for meaningful everyday moments: sharing laughter, bedtime stories or

simply enjoying a peaceful pause. Small, often overlooked pleasures, like these, are what truly make a house feel like home – reminding us of what it means to let life in.



At VELUX® we prioritise sustainability

At the VELUX Group, we continually integrate sustainability into our decision-making, operations and solutions.

The first and only roof window company in the world rated platinum by EcoVadis

We are proud to be the only roof window company in the top 1% of organisations ranked globally by EcoVadis. The platinum sustainability rating reflects our commitment to integrating more sustainable practices throughout our organisation.



97% of VELUX packaging in Europe was plastic-free in 2024*

As of 2024, 97% of our primary packaging in Europe was paper-based and recyclable. Globally, we continue to eliminate plastic packaging from our products, making it easier for you to recycle and minimising the impact on the planet.

* In 2024, 97% of Residential primary packaging in Europe was paper-based.

96% of our products have an Environmental Product Declaration**

With more transparency over the environmental impact of our products, you can make more informed decisions about most VELUX products.

** Roof windows, flashings and installation products, excluding copper and zinc variants.



Why VELUX

All over the world, VELUX roof windows contribute to healthy indoor environments by letting in fresh air and daylight. Here are five other good reasons why you should consider original VELUX products.

Designed for easy installation and maintenance

VELUX solutions are built with our customers in mind. Our wide product range covers everything from sloped and flat roof windows to sun tunnels, blinds, shutters, remotes and apps – all designed for quick, reliable installation.




Extensively tested

VELUX products are designed to meet the highest quality standards and undergo thorough testing. For example, all roof windows are tested to withstand a year's rainfall in just 15 minutes. They are also opened and closed 25,000 times – the equivalent of opening and closing the roof window every day for 68 years!

10-year guarantee

We strive to ensure the quality of all VELUX products and accessories live up to our customers' exacting standards. However, in the rare event that you experience a problem with your VELUX roof window, we offer a 10-year guarantee on all core products. We offer up to a 5-year guarantee on blinds, shutters and electrical products.



Here for you

When you need support, our team is never more than a phone call away. The expert team are trained to give you as much in-depth assistance on planning, installation and aftercare as you need. Call us on 01 816 1620.

Awarded A- for climate transparency and sustainability action

At VELUX, we are proud to have been awarded an A- for climate by the non-profit organisation, CDP. A non-profit that operates the world's leading independent environmental disclosure system, the CDP assesses companies on their climate and sustainability actions. The A- rating reflects the progress we have made on driving sustainability across our operations and strengthens our resolve to keep improving.

Daylight solutions for a bright loft

Turn your loft into a bright, airy and usable space.

Get the daylight right

Install the right number, type and size of roof windows to benefit from more daylight, fresh air and a better indoor climate.

Get the operation right

Headroom in a loft is naturally reduced. Maximise the space with VELUX top-hung roof windows and create a balcony-like feeling.

Get the finish right

A white maintenance-free internal finish will match modern interiors. The most robust and durable option that is completely maintenance-free.



Roof windows for every extension

No matter the type of extension, there's a VELUX roof window solution to suit every need.

Sloping roof windows

A combination of roof windows will help you achieve the optimum amount of daylight.

Low pitch roof windows

Perfect for bringing daylight and fresh air into single storey extensions. Designed for roofs with a pitch as low as 10°.

Flat roof windows

Different needs demand different types of solutions for flat roof projects. Our flat roof window range provides options to help create more daylight in your extension. Choose between our revolutionary curved glass rooflights, flat glass rooflights or traditional domes with glazing.



It's time to replace and upgrade

When the time comes to replace old roof windows with new ones, VELUX is always the right choice. Here's why:

More daylight with an unmatched range of roof windows

The glazing area on modern VELUX roof windows is increased thanks to slimmer profiles. This allows more daylight to enter into a space compared to older models.

Better energy efficiency

An old roof window (even in good condition) is no match for a new VELUX roof window with its built-in insulation and improved glazing.

Light and bright

When replacing old pine VELUX roof windows, we recommend a white maintenance-free internal finish – the most robust and durable option that is completely maintenance-free.

It's easier than you think

Upgrading old roof windows with a new VELUX roof window can be done in as little as 4 hours.

Like-for-like replacements can often be carried out from the inside and by using VELUX replacement flashings, there is no need to remove or alter the existing lining – meaning no need to redecorate your room.

With VELUX QuickQuote you get a free, no obligation tailored estimate for replacing your old roof windows, including installation.

Fill out a few details and your quote will be ready in under 5 minutes.

Visit [velux.ie/quickquote](https://www.velux.ie/quickquote)

Why solar and electric?

Designed to redefine the way you air out and control natural light in your home. VELUX solar and electric roof windows offer unparalleled convenience, allowing you to open and close them with a simple touch of a switch or your smartphone.

They enhance ventilation, improve natural lighting and can even be integrated into your smart home system for added functionality. Solar options provide the additional benefit of using solar power to operate your roof window.

Improved comfort and well-being

Invite fresh air and daylight in, to create a healthy home that's aired out more often, for a comfortable and energy-efficient indoor climate. Solar roof windows are also designed to store energy, allowing you to operate them even on cloudy days.



Rain sensor on VELUX solar roof window

Automatic protection from bad weather

Solar and electric roof windows feature a built-in rain sensor that automatically closes the roof window when it rains, allowing you to ventilate without having to worry about the weather or water damage.

Easy installation

As easy to install as a manual roof window. A solar operated roof window requires no wiring while an electric version is easily connected to a power supply.

Many manual roof windows can be upgraded to solar versions using our upgrade kits. Read more on page 148.



Save valuable energy

Whatever the time of year, you can ventilate your home efficiently with minimal energy loss.

Blinds and shutters can help save energy and improve indoor comfort throughout the year. In winter, blackout energy pleated interior blinds keep the room cosy, while in summer, Anti-heat blinds or shutters effectively reduce overheating.

Always in control

Solar and electric roof windows offer you more control in the palm of your hand - at home or on the go. Manage daylight, temperature and even air quality effortlessly with our range of remotes and apps. Read more on page 23.



VELUX solar and electric product range



Sloping roof windows



Flat roof windows

Roof windows

Our solar and electric roof windows are available in a wide range of sizes and styles for sloping and flat roof projects. Providing ultimate comfort and convenience.

For more information see page 27.



Blinds



Shutters

Blinds and shutters

Solar and electric blinds and Anti-heat shutters offer a superior automated solution that guarantees all year round comfort. Control heat and block out light at the touch of a switch or your smartphone.

For more information see page 89.

Extended 10-year guarantee on solar and electric roof windows

The standard guarantee for solar and electric roof windows is 5 years. You can extend this period by an additional 5 years by simply registering your VELUX roof window.



Standard 5-year guarantee

All solar and electric roof windows come with an impressive 5-year standard guarantee to support the durability and reliability of our products.

Exclusive 5-year extended guarantee

Enjoy an additional 5-year guarantee and extend your total coverage to 10 years by registering your products at [velux.ie/extendedwarranty](https://www.velux.ie/extendedwarranty)



Focus

Free VELUX App Control available with all solar and electric roof windows

When you purchase any of our solar and electric roof windows, you can claim a free VELUX App Control gateway.

This gateway is your key to unlocking additional benefits of your solar and electric roof windows, providing complete control from your smartphone.

How to order

To claim your free VELUX App Control gateway, download the VELUX ACTIVE app from the App Store or Google Play Store on your smartphone. Follow the in-app process to order the VELUX App Control gateway. Visit [velux.ie/freeapp](https://www.velux.ie/freeapp) to learn more.

Discover more about the VELUX App Control gateway on page 24.





Easy installation

The installation can often be done in just one day. As a result, your roof is only briefly open during the installation process.



Flexible designs and accessories

Choose between a white maintenance-free or white painted interior finish. If you are looking to take the hassle out of cleaning and maintenance, opt for a white maintenance-free finish.

Selecting solar or electric operation offers the ultimate convenience and control – at home or on the go.

The Mini dormer comes in various options of 1, 2 or 3 roof windows side-by-side. The Dormer is available with 4 or 6 roof windows.

Add the finishing touch with internal blinds and external Anti-heat blinds and shutters for all year round comfort.

Discover more about the VELUX Dormer and Mini dormer roof window systems from page 62.

Creating more daylight just got even easier

Whether you're converting a loft, adding a home office, or brightening up a bedroom – VELUX Dormer and VELUX Mini dormer roof window systems provide the perfect solution to increase space, daylight and fresh air in your home.

More space

Extra space is hard to find in your home. VELUX Dormer roof window systems provide more headroom, making the room feel more spacious and comfortable. This extra space can make all the difference, especially in smaller loft spaces.

More daylight

Natural light plays a crucial role in creating a warm, inviting atmosphere in any home.

A VELUX Dormer will provide up to 2.5 times more daylight compared to a traditional dormer with the same glazing area.

A VELUX Mini dormer will provide up to 1.5 times more daylight based on the same comparison.



Focus
Finishes



Different finishes
for different needs

Choose your preferred finish

Our roof windows come in different finishes to match your needs and preferences on maintenance, durability and look.

White maintenance-free

The most durable and robust finish that is completely maintenance-free.

- **Moisture-resistant:** The ideal choice for all room types no matter the level of moisture or condensation.
- **Wipeable surface:** The seamless corners and robust material make it quick and easy-to-clean.
- **Outstanding quality:** A wooden core encased in a hard-wearing, waterproof white polyurethane mould.

White painted

High-quality natural pine treated with a water-based white paint for a discreet wood grain look.

- **Maintenance:** We recommend that VELUX white painted roof windows should be sanded and repainted approximately every 7 years.
- **Look and design:** A white painted wood for those looking for a simple bright white finish.
- **Durability:** White, water-based lacquer protects the wood frame from everyday levels of dirt and moisture.

Recommended



No repainting needed	● ● ● ●
Moisture resistant	● ● ● ●
Robust material	● ● ● ●
Easy-to-clean	● ● ● ●
Smooth surface	● ● ● ●
Seamless corners	● ● ● ●

No repainting needed	● ● ● ●
Moisture resistant	● ● ● ●
Robust material	● ● ● ●
Easy-to-clean	● ● ● ●
Smooth surface	● ●
Seamless corners	● ●



Focus
Heritage conservation
roof window

Designed to complement heritage and conservation

Sensitively enhancing the future value of historical buildings

The Heritage conservation roof window is designed to look like a traditional roof window, fitting seamlessly into the historic aesthetic of older buildings. Slim, elegant and sitting flush to the roofing materials, it blends beautifully into historical roofs.

Drawing inspiration from the past, present and future, it enhances modern indoor living and transforms spaces into favourite places.

Designed for heritage
Co-created with conservation specialists and specifically designed to be in keeping with heritage aesthetics of traditional buildings and properties located in conservation areas.

- Black, slim profiles create a traditional cast-iron look.
- Flush to the slates, blending beautifully into the roof.
- Glass-to-edge design for a clean, aesthetic appearance.
- Pro flashing set for profiled roofing materials up to 90mm, ensuring seamless and flush integration into the roof.





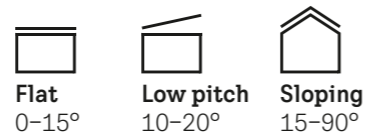
Roof window selection guide

Natural light is essential to your well-being. Use the 7-step guide to ensure you get the right solution for your project.



1. Identify the roof pitch

Regardless of the roof pitch there is a VELUX solution. VELUX roof windows can be installed in all roof types:



2. Calculate the right amount of daylight

The size and number of roof windows are fundamental to how the space will look and feel.

- We recommend the glazed area is approximately 20% of the floor area.
- This can be achieved with easy-to-install VELUX roof window combinations.
- Roof windows bring in twice as much daylight as façade windows.




3. Choose the operation

For ultimate convenience and comfort, we recommend VELUX solar roof windows.

- Easily installed, no wiring required.
- Operates even in cloudy weather.
- Integrated rain sensor closes the roof window in the event of rain.

Read more on page 10.




4. Choose the interior finish

For the most durable and robust result, choose a white maintenance-free finish.

- Moisture resistant, ideal for all room types.
- Wipeable surface with seamless corners.
- Wooden core encased in a hard-wearing, waterproof white polyurethane mould.

Read more on page 17.



5. Choose the glazing

To achieve improved energy efficiency we recommend triple glazing.

- All the features of standard double glazing with additional thermal insulation and heat protection.
- Rain noise reduction for an undisturbed sleep.

Read more on page 162.



6. Flashing and installation

VELUX flashings provide a durable 100% watertight and weather-proof seal.

- Most VELUX flashings come with installation products included as standard to suit a wide range of roofing materials.
- We recommend using recessed flashings to provide a sleek and streamlined finish.

Read more on page 69.



7. Choose blinds and shutters

For better indoor comfort we recommend roof windows with blinds and exterior heat protection.

- Exterior heat protection adds insulation, protection from heat and the elements, enhanced rain noise reduction and daylight control.
- Interior blinds provide blackout or light dimming and decoration.
- All solutions provide a perfect fit, long-lasting performance and are easy to install.

Read more on page 89.



Remotes and Apps

A variety of remote controls and apps are available to operate your VELUX roof windows, blinds and shutters. A range of solutions that empower you to take control of your indoor comfort with ease, while enjoying the full benefits of daylight and fresh air.



Easy control options for your VELUX solar and electric products

Operate all your solar and electric roof windows, blinds and shutters with either a remote or an app.

Scan below to learn more about the range of control options



Multiple product switch

VELUX Touch
VELUX Touch is a multiple product switch that makes it easy to operate solar and electric roof windows, blinds and shutters. Control ventilation, block sunlight or close blinds with one master switch.



VELUX App

VELUX App Control
VELUX App Control is an app that makes it possible to operate all VELUX solar and electric products from a smartphone, enabling easy operation of roof windows, blinds and shutters.




VELUX App with sensor

VELUX ACTIVE with NETATMO
VELUX ACTIVE is an app with a sensor that can be used to operate all solar and electric products from a smartphone. It uses indoor climate sensors to monitor temperature, CO₂ and humidity in the home.

Remotes

Included with all solar and electric products*



Basic wall switch
VELUX Wall switch
KLI 311/312/313**



Multiple product switch
VELUX Touch
KLR 300

Smartphone control



VELUX App
VELUX App Control
KIG 300



VELUX App with sensor
VELUX ACTIVE with NETATMO
KIX 300**

Open/stop/close function	✓	✓	✓	✓
No WiFi needed	✓	✓		
Quick in-room access to key functions		✓		
Control multiple roof windows, blinds and shutters		✓	✓	✓
Ventilation timer		✓	✓	✓
Grouping of products for different rooms			✓	✓
Schedules for daily routines			✓	✓
Voice control			✓	✓
Measurement of temperature, CO ₂ and humidity				✓
Automatic ventilation and heat protection			✓	✓
Indoor air quality overview				✓
Price		130	105	214

* VELUX wall switch is included with every purchase of any solar or electric product. Additional purchases can be made for a more advanced control solution.

** Assortment of switches for interior or exterior accessories see page 148.

All prices in EUR (€)



Transform your home with a double roof window solution

Where there is space for one roof window, there is often space for two. With a side-by-side roof window combination, you more than double the daylight and view compared to a single roof window.

Roof windows

Roof window

Page 28

- Solar and electric, centre-pivot
- Manual, centre-pivot
- Electric, top-hung
- Manual, top-hung
- Manual, Low pitch
- Heritage conservation
- Conservation

Roof window combinations

Page 42

- Integrated side-by-side
- Integrated triple
- Quattro
- Duo
- Sloping and fixed
- Sloping and vertical
- Roof balcony
- 3in1 solar, centre-pivot
- 3in1 manual, centre-pivot
- 3in1 manual, top-hung
- Dormer
- Mini dormer

Special application roof windows

Page 66

- Cold room
- Smoke ventilation

 Rain sensor integrated into the roof window
 



Scan to watch the product benefit video



Solar and Electric centre-pivot

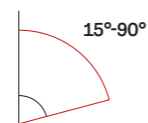
Centre-pivot roof window: GGU and GGL

Experience effortless control with VELUX automated roof windows. Choose between solar or electric operation. Open and close your roof window with the wireless wall switch. Integrated rain sensors automatically close the roof window when the weather changes. Perfect for out-of-reach areas or simply making life easier.

- Integrated rain sensor for automatic closing.
- Basic wall switch included, see page 24.
- Solar – battery charges even in cloudy weather.
- Solar – easy installation with no wiring needed.
- Fully charged battery can open and close the roof window more than 100 times (solar only).

Find EPDs at veluxie/technical-library

Roof pitch



Interior finish options

Recommended

White maintenance-free
The most durable and robust finish that is completely maintenance-free

White painted
High quality natural pine treated with a water-based white paint for a discreet wood grain look

Glazing options

	Double glazing --70	Triple glazing --68	Triple glazing --66
Rain noise reduction	✓	✓	✓
Safety lamination	✓	✓	✓
Toughened glass	✓	✓	✓
UV filter	✓	✓	✓
Easy-to-clean			✓
Anti-dew			✓

Thermal transmittance of glazing (U_g -value)	1.0	0.7	0.6

Read more about glazing specifications on page 162.

Blinds and shutters

- Consider interior blinds for light control, and exterior Anti-heat blinds or shutters for added heat protection.

Read more on page 89.

Remotes and Apps

- Easily control your VELUX solar and electric products with our remote controls or apps.

- Free App Control included. Read more at veluxie/freeapp



External frame sizes (w×h) cm	U-VALUE W/m² K	CK02	CK04	CK06	FK06	MK04	MK06	MK08	PK06	PK08	SK06	UK04
		55×78	55×98	55×118	66×118	78×98	78×118	78×140	94×118	94×140	114×118	134×98

Solar centre-pivot

White maintenance-free

	GGU 007030	GGU 006830	GGU 006630
Solar	1.3 912 939 960 1,020 982 1,052 1,117 1,117 1,231 1,253 1,220	1.1 1,006 1,038 1,064 1,136 1,090 1,175 1,253 1,253 - 1,415 1,376	1.0 1,147 1,188 1,220 1,310 1,253 1,358 1,456 1,456 1,626 1,659 1,610

Recommended blinds and shutters

MSL 5060	Solar Anti-heat blind (exterior)	290	310	320	332	330	346	366	376	396	402	398
DSL Standard Collection	Solar Blackout blind (interior)	212	218	226	234	230	238	246	248	260	264	268

Electric centre-pivot

White maintenance-free

	GGU 007021U	GGU 006821U	GGU 006621U
Electric	1.3 912 939 960 1,020 982 1,052 1,117 1,117 1,231 1,253 1,220	1.1 1,006 1,038 1,064 1,136 1,090 1,175 1,253 1,253 1,389 1,415 1,376	1.0 1,147 1,188 1,220 1,310 1,253 1,358 1,456 - 1,626 1,659 1,610

Recommended blinds and shutters

MML 5060	Electric Anti-heat blind (exterior)	290	310	320	332	330	346	366	376	396	402	398
DML Standard Collection	Electric Blackout blind (interior)	212	218	226	234	230	238	246	248	260	264	268

All prices in EUR (€)
Find all sizes and prices at veluxie



Manual centre-pivot

Centre-pivot roof window: GGU and GGL

The classic VELUX roof window is operated by a neatly designed and convenient top control bar that allows you to open and close the roof window even with furniture placed underneath it. It also features a ventilation flap so you can air out your space while the roof window is closed.



- Convenient top opening with integrated ventilation.
- Ventilation filter protects against dust and insects.
- Easy to rotate the roof window and clean the outer glass.
- Easily add blinds by simply clicking them into the patented mounting brackets.

Find EPDs at veluxie/technical-library

Roof pitch



Interior finish options

	Recommended White maintenance-free The most durable and robust finish that is completely maintenance-free
	White painted High quality natural pine treated with a water-based white paint for a discreet wood grain look

Glazing options

	Double glazing --70	Triple glazing --68	Triple glazing --66	Triple glazing --62
 Rain noise reduction	✓	✓	✓	✓
 Safety lamination	✓	✓	✓	✓
 Toughened glass	✓	✓	✓	✓
 UV filter	✓	✓	✓	✓
 Easy-to-clean			✓	
 Anti-dew			✓	✓

Thermal transmittance of glazing (U_g -value)	1.0	0.7	0.6	0.5

Read more about glazing specifications on page 162.

Blinds and shutters

- Consider interior blinds for light control, and exterior Anti-heat blinds or shutters for added heat protection.

Read more on page 89.


Out-of-reach

- If your roof window is out-of-reach, we recommend a solar or electric roof window.


Read more on page 28.




External frame sizes (w×h) cm	U_w -VALUE W/m ² K	CK02	CK04	CK06	FK06	MK04	MK06	MK08	PK06	PK08	SK06	UK04
		55×78	55×98	55×118	66×118	78×98	78×118	78×140	94×118	94×140	114×118	134×98



White maintenance-free

 Manual	GGU 0070	1.3	471	498	519	579	541	611	676	676	790	812	779
	GGU 0068	1.1	565	597	623	695	649	734	812	812	948	974	935
	GGU 0066	1.0	706	747	779	869	812	917	1,015	1,015	1,185	1,218	1,169
	GGU 0062	0.92	843	891	930	1,036	969	1,095	1,211	1,211	1,414	1,453	-
	GGU 0070Q*	1.3	658	685	-	766	728	798	863	863	977	999	966

White painted



 Manual	GGL 2070	1.3	418	443	462	515	481	544	601	601	702	722	693
	GGL 2068	1.1	502	531	554	618	577	652	722	722	843	866	831
	GGL 2066	1.0	628	664	693	772	722	815	902	902	1,053	1,082	1,039
	GGL 2062	0.96	749	792	827	921	861	973	1,076	1,076	1,257	1,291	-
	GGL 2070Q*	1.3	605	630	-	702	668	731	788	788	889	909	880

Recommended blinds and shutters

MSL 5060	Solar Anti-heat blind (exterior)	290	310	320	332	330	346	366	376	396	402	398
DSL Standard Collection	Solar Blackout blind (interior)	212	218	226	234	230	238	246	248	260	264	268

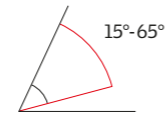
* Special enhanced security window fitted with toughened laminated glass combined with a reinforced construction and extra locks.

All prices in EUR (€)
Find all sizes and prices at velux.ie

  Rain sensor integrated into the roof window



Roof pitch



Interior finish options

	Recommended White maintenance-free The most durable and robust finish that is completely maintenance-free
--	---

Glazing options

	Double glazing --70	Triple glazing --66
 Rain noise reduction	✓	✓
 Safety lamination	✓	✓
 Toughened glass	✓	✓
 UV filter	✓	✓
 Easy-to-clean		✓
 Anti-dew		✓
Thermal transmittance of glazing (U _g -value)	1.0	0.6

Read more about glazing specifications on page 162.

Compatibility


- VELUX electric top-hung roof window is only compatible with manual or solar-powered blinds.
- Not compatible with twin flashings and insulated replacement flashings.


Blinds and shutters

- Consider interior blinds for light control, and exterior Anti-heat blinds or shutters for added heat protection.

Read more on page 89.

Remotes and Apps

 Easily control your VELUX electric products with our remote controls or apps.

 Free App Control included. Read more at velux.ie/freeapp

Electric top-hung









Top-hung roof window: GPU

This electrically operated top-hung roof window is designed for a panoramic view. With one touch of the wall switch, the roof window opens outwards, giving you a balcony-like feeling. The integrated rain sensor automatically closes the roof window when the weather changes, so you never have to worry about leaving the roof window open when airing out.

- Automatic rain sensor closes the roof window when it rains.
- Full 45° opening allows for stunning views.
- Provides fresh air, better indoor comfort and home security.
- Basic wall switch included, see page 24.

Find EPDs at velux.ie/technical-library



External frame sizes (w×h) cm	U _w -VALUE	FK06	FK08	MK06	MK08	PK06	PK08	SK06	SK08
	W/m² K	66×118	66×140	78×118	78×140	94×118	94×140	114×118	114×140
									

White maintenance-free

Electric	GPU 007021U GPU 006621U	1.3	1,360	1,414	1,392	1,457	1,457	1,571	1,593	1,641
				1.0	1,650	1,731	1,698	1,796	1,796	1,966

Profile set*

	WK06	WK08	WK06	WK08	WK06	WK08	WK06	WK08
ZWP WK06 0000	66	-	66	-	66	-	66	-
ZWP WK08 0000	-	70	-	70	-	70	-	70

Recommended blinds and shutters

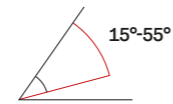
MML 5060**	Electric Anti-heat blind (exterior)	332	346	346	366	376	396	402	432
DSL Standard Collection	Solar Blackout blind (interior)	234	238	238	246	248	260	264	270

* Required for recessed installations of electric top-hung roof windows (EDN and EDJ flashing kits).
** ZOZ 229S needed for installation on GPU electric.

All prices in EUR (€).
Find all sizes and prices at velux.ie





Roof pitch









Suitable for roof pitches between 15° and 55°
Also suitable for roof pitches between 55° and 75° with special springs. Please specify when ordering

Interior finish options

	Recommended
	White maintenance-free The most durable and robust finish that is completely maintenance-free
	White painted High quality natural pine treated with a water-based white paint for a discreet wood grain look

Glazing options

	Double glazing --70	Triple glazing --68	Triple glazing --66
 Rain noise reduction	✓	✓	✓
 Safety lamination	✓	✓	✓
 Toughened glass	✓	✓	✓
 UV filter	✓	✓	✓
 Easy-to-clean			✓
 Anti-dew			✓

Thermal transmittance of glazing (U_g-value) 1.0 0.7 0.6

Read more about glazing specifications on page 162.

Blinds and shutters

• Consider interior blinds for light control, and exterior Anti-heat blinds or shutters for added heat protection.

Read more on page 89.

Out-of-reach

• If your roof window is out-of-reach, we recommend solar or electric roof windows.

Read more on page 28.

Manual top-hung

Top-hung roof window: GPU and GPL

Use the elegant handle at the bottom to open the roof window outwards, lean out and enjoy a panoramic view of the outdoors with the VELUX top-hung roof window. The outward-opening roof window creates a balcony-like feel when opened and is our recommended choice for loft conversions. It also features a ventilation bar, allowing you to air out your space while the roof window remains closed.


- Easy opening for a panoramic view.
- Ventilation filter protects against dust and insects.
- Easy to rotate the roof window and clean the outer glass.
- Easily add blinds by simply clicking them into the pre-fitted mounting brackets.

Find EPDs at veluxie/technical-library



External frame sizes (w×h) cm	U _w -VALUE W/m ² K	CK04	CK06▲	FK06▲	MK04▲	MK06▲	MK08▲	PK06▲	PK08▲	PK10▲	SK06▲	UK04▲
		55×98	55×118	66×118	78×98	78×118	78×140	94×118	94×140	94×160	114×118	134×98

White maintenance-free

 Manual	GPU 0070	1.3	720	741	801	763	833	898	898	1,012	1,055	1,034	-
	GPU 0068	1.1	819	845	917	871	956	1,034	1,034	1,170	1,222	1,196	-
	GPU 0066	1.0	969	1,001	1,091	1,034	1,139	1,237	1,237	1,407	1,472	1,440	-
	GPU 0062	0.96	1,113	1,152	1,258	1,191	1,317	1,433	1,433	1,636	1,714	1,675	-

White painted

 Manual	GPL 2070	1.3	665	684	737	703	766	823	823	924	963	944	915
	GPL 2068	1.1	753	776	840	799	874	944	944	1,065	1,111	1,088	1,053
	GPL 2066	1.0	886	915	994	944	1,037	1,124	1,124	1,275	1,333	1,304	1,261

Recommended blinds and shutters

MSL 5060	Solar Anti-heat blind (exterior)	310	320	332	330	346	366	376	396	416	402	398
DSL Standard Collection	Solar Blackout blind (interior)	218	226	234	230	238	246	248	260	268	264	268

▲ Sizes suitable for emergency escape requirements.

All prices in EUR (€)
Find all sizes and prices at velux.ie



Roof pitch



Interior finish options



White painted
High quality natural pine treated with a water-based white paint for a discreet wood grain look

Glazing options

	Triple glazing --15
Rain noise reduction	✓
Safety lamination	✓
Toughened glass	✓
UV filter	✓
Easy-to-clean	
Anti-dew	

Thermal transmittance of glazing (U_g -value) 0.7

Read more about glazing specifications on page 162.

Blinds and shutters

- Consider interior blinds for light control, and exterior Anti-heat blinds or shutters for added heat protection.

Read more on page 89.

Upgrade to a solar roof window

- Upgrade to a solar roof window with the conversion kit (KSX). Includes a rain sensor that closes the roof window when it rains.
- Compatible with all sizes except SK01.

Read more on page 148.

Manual centre-pivot for low pitch roofs

Made for homes with low pitches (10°-20°): GBL

Perfect for bringing daylight and fresh air into single-storey extensions, the Low pitch roof window is the best solution for roofs with a pitch between 10°-20°. The product is designed to be fully watertight at a low pitch and features glass-to-edge technology, ensuring a seamless and aesthetic installation.

- Tested in one of northern Europe's largest wind tunnels for wind and water resistance.
- Fast and simple installation.
- Available with EDG flashing for profiled tiles ranging from 15mm to 120mm, approved for roof pitches between 10° and 20°.
- Available with EDQ flashing for click metal roofs with standing seams ranging between 25mm to 35mm, approved for roof pitches between 10° and 20°.

Find EPDs at veluxie/technical-library



External frame sizes (w×h) cm	U _w -VALUE	CK04	MK04	MK06	MK08	PK04	SK01	SK06
	W/m² K	55×98	78×98	78×118	78×140	94×98	114×70	114×118



White painted

	Manual	For profiled tiles up to 120mm	1.3	741	813	901	989	918	1,042	1,164
	Manual	For click metal roofs between 25-35mm	1.3	715	783	870	955	884	-	1,127

Recommended blinds and shutters

DKL Standard Collection	Manual Blackout blind (interior)	90	102	110	118	116	126	136
-------------------------	----------------------------------	----	-----	-----	-----	-----	-----	-----

* Package includes roof window, flashing, Insulation BDX and Underfelt collar BFX suitable for installation into profiled tiles up to 120mm.

** Package includes window, EDQ flashing, underfelt collar and insulation collar BDX suitable for installation into click metal roofs between 25-35mm.

All prices in EUR (€)
Find all sizes and prices at veluxie



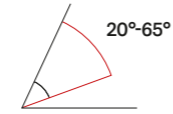
Heritage conservation roof window

Ideal for heritage, conservation and historical properties: GCL

The Heritage conservation roof window is designed to be in keeping with heritage aesthetics of historical buildings. Slim, elegant and sitting flush to the slates, it blends beautifully into the roofing materials. Thoughtfully co-created with Architects and Conservation Officers, it enhances modern living, while maintaining the building's original character.

- Sleek, slim-fit profile for an appearance in line with historic heritage.
- Authentic top-hung design.
- Crafted glass-to-edge technology for a clean appearance.
- Central glazing bar for period authenticity.
- Flashing set for slate, plain and profiled tile roofs, for simple installation (no need for manual lead flashing).
- Original hand-winder for natural ventilation.

Roof pitch



Interior finish options



White painted
High quality natural pine treated with a water-based white paint for a discreet wood grain look

Glazing options

Glazing options	Double glazing --01
Rain noise reduction	✓
Safety lamination	✓
Toughened glass	✓
UV filter	✓
Easy-to-clean	✓
Anti-dew	
Thermal transmittance of glazing (U _g -value)	1.1

Read more about glazing specifications on page 162.

New glazing

- New high performance glazing with excellent energy efficiency available from Autumn 2026.



Scan for more information from Summer 2026.

Blinds

- Compatible with translucent and blackout pleated blinds FHL and FHC for full control over light levels.

Read more on page 89.

Installation

- Flashing set for easier and faster installation, no time-consuming customisation with lead required.
- Can be installed from the inside or outside for ultimate convenience.

Read more on page 69.

More daylight

- Up to 16% more daylight than VELUX Conservation roof window (GGL/GPL 2570H).



External frame sizes (w×h) cm	U _w -value W/m ² K	CC04	CC06	FC06	FC08	MC06	MC08	PC08	SC08	SC10
		55×98	55×118	66×118	66×140	78×118	78×140	94×140	114×140	114×160

Top-hung white painted

Manual	GCL 2501H	1.3	885	924	1,029	1,126	1,087	1,203	1,405	1,530	1,693
--------	-----------	-----	-----	-----	-------	-------	-------	-------	-------	-------	-------

Pro flashing set including Underfelt collar (BFX)

EDU 1500	For slate or plain tiles up to 14mm	239	250	269	282	282	301	336	355	368
EDV 1500	For profiled roofing materials up to 90mm	239	250	269	282	282	301	336	355	368

Recommended interior blinds

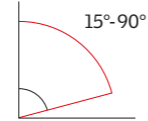
FHC Manual	Standard	Blackout energy pleated blinds	116	128	136	144	144	152	172	186	206
FHL Manual	Standard	Translucent pleated blinds	104	114	120	126	126	134	152	164	182

All prices in EUR (€)
Find all sizes and prices at velux.ie

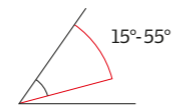


Roof pitch

Centre-pivot



Top-hung



The top-hung roof window is suitable for roof pitches between 15°-55°, also suitable for roof pitches between 55° and 75° with special springs. Please specify when ordering.

Interior finish options



White painted
High quality natural pine treated with a water-based white paint for a discreet wood grain look

Glazing options

	Double glazing --70
Rain noise reduction	✓
Safety lamination	✓
Toughened glass	✓
UV filter	✓
Easy-to-clean	
Anti-dew	
Thermal transmittance of glazing (U_g -value)	1.0

Read more about glazing specifications on page 162.

Blinds and shutters

- Consider interior blinds for light control, and exterior Anti-heat blinds or shutters for added heat protection.

Read more on page 89.

Upgrade to a solar roof window

- Upgrade to a solar roof window with the conversion kit (KSX). Includes a rain sensor that closes the roof window when it rains.
- Compatible with centre-pivot Conservation roof windows (GGL).

Read more on page 148.

Conservation roof window

The contemporary choice for traditional properties: GGL H and GPL H

The Conservation roof window is the perfect combination of the past and present. The roof window's black exterior profile and glazing bar blend seamlessly into the roof to match the building's original characteristics.

Its additional features offer you the same convenience as a standard VELUX roof window.

- Traditional external appearance.
- A choice of centre-pivot or top-hung opening styles to suit your space.
- Top control bar with integrated ventilation.
- Fresh air even when the roof window is closed.
- Pivot function for easy cleaning.



External frame sizes (w×h) cm	U_w -VALUE W/m ² K	CK04 55×98	CK06 55×118	FK06 66×118	MK06 78×118	MK08 78×140	UK04 134×98

Centre-pivot white painted

		U_w	CK04	CK06	FK06	MK06	MK08	UK04	
	GGL SD5N2	GGL 2570 roof window + EDN recessed flashing for slate up to 8mm thick (min 20°)	1.3	854	884	978	967	1,044	1,313
	GGL S15P01	GGL 2570 roof window + EDP flashing for plain tiles up to 14mm thick (min 25°)	1.3	757	784	870	853	923	1,170
	GGL S15W01	GGL 2570 roof window + EDW flashing for tiles up to 120mm in profile (min 15°)	1.3	757	784	870	853	923	1,170
	GGL SD5J2	GGL 2570 roof window + EDJ recessed flashing for tiles up to 90mm in profile (min 20°)	1.3	847	877	971	959	1,036	1,303

Top-hung white painted

		U_w	CK04	CK06	FK06	MK06	MK08	UK04	
	GPL SD5N2	GPL 2570 roof window + EDN recessed flashing for slate up to 8mm thick (min 20°)	1.3	-	-	-	-	1,266	-
	GPL S15P01	GPL 2570 roof window + EDP flashing for plain tiles up to 14mm thick (min 25°)	1.3	-	-	-	-	1,145	-
	GPL S15W01	GPL 2570 roof window + EDW flashing for tiles up to 120mm in profile (min 15°)	1.3	-	-	-	-	1,145	-
	GPL SD5J2	GPL 2570 roof window + EDJ recessed flashing for tiles up to 90mm in profile (min 20°)	1.3	-	-	-	-	1,258	-

Recommended blinds and shutters

DKL Standard Collection	Manual Blackout blind (interior)	90	98	106	110	118	140

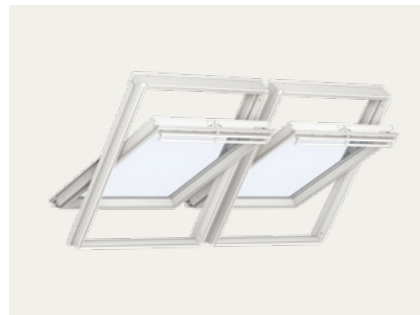
All prices in EUR (€)
Find all sizes and prices at velux.ie

Combine your roof windows

Add additional roof windows and instantly improve the feeling of space and openness in your home.

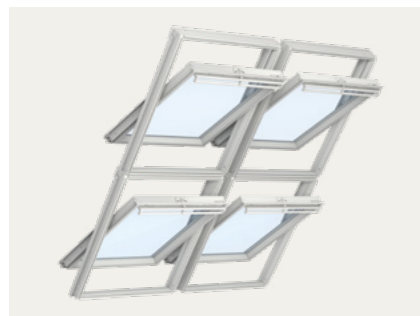
It is easy to combine multiple roof windows to expand your view and bring more daylight and fresh air in. Select from our recommended solutions or create your own from virtually any combination of VELUX roof windows.

- Create a solution that meets your specific needs.
- Enjoy enhanced views and more daylight.
- Benefit from an enhanced feeling of spaciousness.



Integrated side-by-side and triple

Add extra wow factor to your room with our side-by-side and triple combinations. These solutions feature adjacent roof windows that provide more daylight and allow you to enjoy panoramic views to the world outside.



Quattro

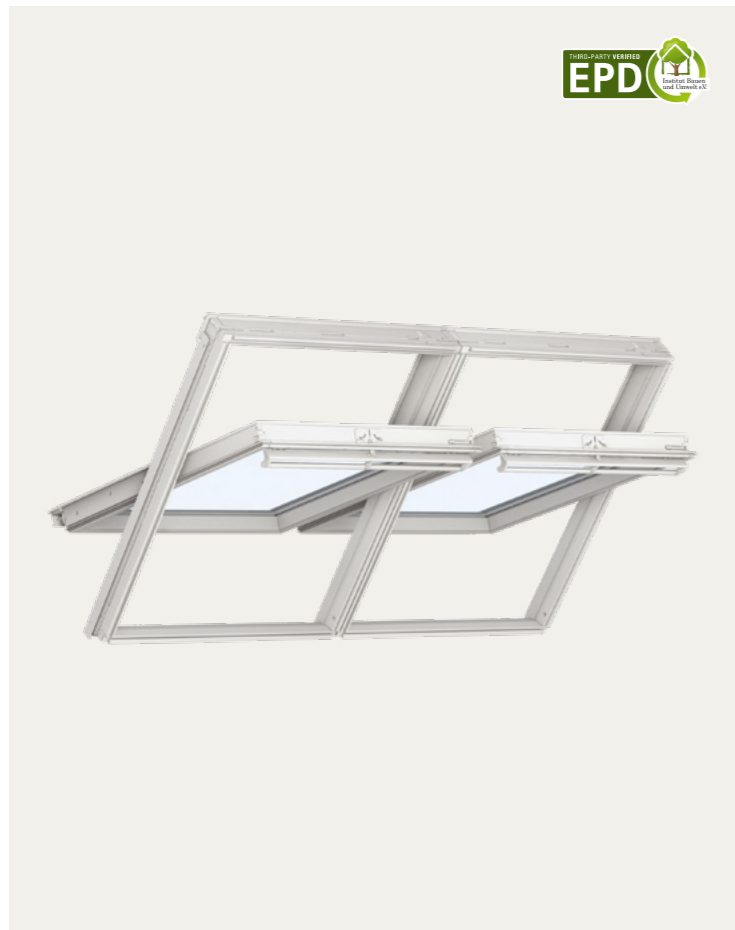
This four roof window solution creates a stunning centrepiece around your outdoor view and dramatically increases the amount of daylight and sense of space in your room.



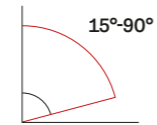
Duo

Ideal for narrow spaces, such as above stairs, this solution maximises daylight in often dark and overlooked spaces. Enhance the feeling of space and create a beautiful architectural feature.






Roof pitch



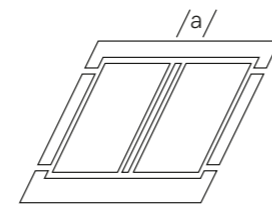
EBW / EKW 15° - 90°
EBL / EKL 15° - 90°

Details

- The Integrated side-by-side provides a more elegant finish with no intrusive rafter between the roof windows.
- Installation principle in roof construction.



Flashing



The flashing set contains

- Flashing
- Insulation collar, BDX
- Underfelt collar, BFX
- Cover plate
- Bearing beams

Blinds and shutters

- Consider interior blinds for light control, and exterior Anti-heat blinds or shutters for added heat protection.

Read more on page 89.

Remotes and Apps

Easily control your VELUX solar and electric products with our remote controls or apps.

Free App Control included. Read more at velux.ie/freeapp

Integrated side-by-side

An integrated solution with no intrusive rafter

Where there is room for one roof window, there is often room for two. The VELUX Integrated side-by-side solution features adjacent roof windows that create a stunning architectural feature. Flood your room with light and enjoy a feeling of spaciousness.

By trimming the rafter, you reduce the amount of protruding wall between the roof windows to ensure a more integrated roof window with an elegant end result.

The all-in-one installation package contains everything you need for hassle-free installation, including a flat click-on cover plate for the frame gap between the roof windows.

Find EPDs at velux.ie/technical-library



Popular combinations

	UNITS	FK06	MK04	MK06	MK08	PK06	PK08	PK10	SK06	SK08	UK04	UK08
Individual external frame sizes (w×h) cm		66×118	78×98	78×118	78×140	94×118	94×140	94×160	114×118	114×140	134×98	134×140

Roof window example

GGU 0070	2	579	541	611	676	676	790	833	812	860	779	947
----------	---	-----	-----	-----	-----	-----	-----	-----	-----	-----	-----	-----

Flashing for 18mm frame distance

EBW 4021B2*	For profiled roofing material up to 120mm	1	634	626	662	703	727	765	791	785	829	814	884
EBL 4021B2*	For slate up to 8mm thick	1	634	626	662	703	727	765	791	785	829	814	884

Flashing for 100mm frame distance

EKW 4021E2*	For profiled roofing material up to 120mm	1	612	604	639	678	701	737	762	758	800	785	853
EKL 4021E2*	For slate up to 8mm thick	1	612	604	639	678	701	737	762	758	800	785	853

Total price example

Roof windows, flashings and installation products	3	1,770	1,686	1,861	2,030	2,053	2,317	2,428	2,382	2,520	2,343	2,747
---	---	-------	-------	-------	-------	-------	-------	-------	-------	-------	-------	-------

Recommended blinds and shutters

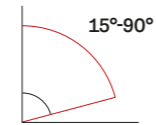
MSL 5060	Solar Anti-heat blind (exterior)	2	332	330	346	366	376	396	416	402	432	398	464
----------	----------------------------------	---	-----	-----	-----	-----	-----	-----	-----	-----	-----	-----	-----

* Includes installation products (BDX 2000, bearing beams and cover plate).

All prices in EUR (€)
Find all flashing types, sizes and prices at velux.ie




Roof pitch



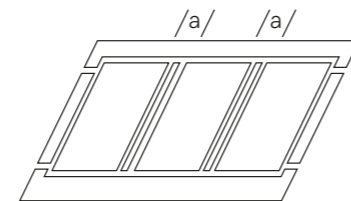
EBW / EKW 15° - 90°
EBL / EKL 15° - 90°

Details

- The Integrated triple solution provides a more elegant finish with no intrusive rafter between the roof windows.
- Installation principle in roof construction.



Flashing



The flashing set contains

- Flashing
- Insulation collar, BDX
- Underfelt collar, BFX
- Cover plates
- Bearing beams

Blinds and shutters

- Consider interior blinds for light control, and exterior Anti-heat blinds or shutters for added heat protection.

Read more on page 89.

Remotes and Apps

Easily control your VELUX solar and electric products with our remote controls or apps.

Free App Control included. Read more at velux.ie/freeapp

Integrated triple

An integrated solution with no intrusive rafters

Add extra wow factor to your room with the VELUX Integrated triple solution. This solution features three adjacent roof windows providing even more daylight and allowing you to enjoy a widescreen panoramic view to the world outside.

By trimming the rafter, you reduce the protruding wall between the roof windows, resulting in a more integrated look and an elegant end result.

The all-in-one installation package contains everything you need for hassle-free installation, including flat click-on cover plate for frame gaps between the roof windows.

Find EPDs at veluxie/technical-library



Popular combinations

	UNITS	FK06	MK04	MK06	MK08	PK08	PK10	SK06	UK04	UK08
Individual external frame sizes (w×h) cm		66×118	78×98	78×118	78×140	94×140	94×160	114×118	134×98	134×140

Roof window example

GGU 0070	3	579	541	611	676	790	833	812	779	947
----------	---	-----	-----	-----	-----	-----	-----	-----	-----	-----

Flashing for 18mm frame distance

EBW 4031B2*	For profiled roofing material up to 120mm	1	1,049	1,032	1,096	1,166	-	-	-	-
EBL 4031B2*	For slate up to 8mm thick	1	1,049	1,032	1,096	1,166	-	-	-	-

Flashing for 100mm frame distance

EKW 4031E2*	For profiled roofing material up to 120mm	1	1,016	999	1,062	1,129	-	-	-	-
EKL 4031E2*	For slate up to 8mm thick	1	1,016	999	1,083	1,149	-	-	-	-
EKW 3031E2**	For profiled roofing material up to 120mm	1	-	-	-	-	959	1,003	918	914
EKL 3031E2**	For slate up to 8mm thick	1	-	-	-	-	959	1,003	918	914

Total price example

Roof windows, flashings and installation products	4	2,753	2,622	2,895	3,157	3,329	3,502	3,354	3,251	3,876
---	---	-------	-------	-------	-------	-------	-------	-------	-------	-------

Recommended blinds and shutters

MSL 5060	Solar Anti-heat blind (exterior)	3	332	330	346	366	396	416	402	398	464
----------	----------------------------------	---	-----	-----	-----	-----	-----	-----	-----	-----	-----


* Includes installation products (BDX 2000, bearing beams and cover plates).

** Includes installation products (BDX 2000 and cover plates).

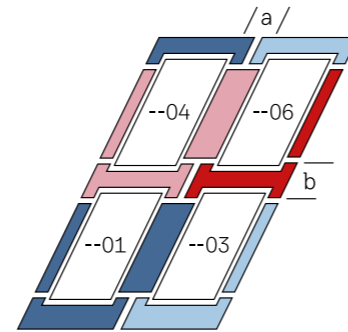
All prices in EUR (€)
Find all flashing types, sizes and prices at velux.ie



Roof pitch



Combination elements



For combination and frame distance see page 80.

Fully customisable

- Available in centre-pivot and top-hung variants.
- Choose from a wide range of sizes.
- Available in our recommended white maintenance-free finish and white painted.

Blinds and shutters

- Consider interior blinds for light control, and exterior Anti-heat blinds or shutters for added heat protection.

Read more on page 89.

Remotes and Apps

Easily control your VELUX solar and electric products with our remote controls or apps.

Free App Control included. Read more at velux.ie/freeapp

Flashing

- For further flashing information read more on page 69.

Quattro

Double-height expansive view

The VELUX Quattro combination takes the traditional side-by-side installation and doubles it for even more daylight and fantastic floor-to-ceiling views. This four roof window solution creates a dramatic centrepiece, increasing the amount of daylight and the feeling of spaciousness in your room.

- Floor-to-ceiling views and more daylight.
- Increases the feeling of spaciousness.

Find EPDs at velux.ie/technical-library



Popular combinations

	UNITS	FK06	MK04	MK06	MK08	PK06	PK08	PK10	SK06	SK08	UK04	UK08
Individual external frame sizes (w×h) cm		66×118	78×98	78×118	78×140	94×118	94×140	94×160	114×118	114×140	134×98	134×140

Roof window example

GGU 0070	4	579	541	611	676	676	790	833	812	860	779	947
----------	---	-----	-----	-----	-----	-----	-----	-----	-----	-----	-----	-----

Flashing for 100mm frame distance

EKW S0229	For profiled roofing material up to 120mm	1	690	690	725	774	821	863	891	856	912	912	980
EKL S0225	For slate up to 8mm thick	1	690	690	725	774	821	863	891	856	912	912	980

Total price example

Roof windows, flashings and installation products	5	3,006	2,854	3,169	3,478	3,525	4,023	4,223	4,104	4,352	4,028	4,768
---	---	-------	-------	-------	-------	-------	-------	-------	-------	-------	-------	-------

Recommended blinds and shutters

MSL 5060	Solar Anti-heat blind (exterior)	4	332	330	346	366	376	396	416	402	432	398	464
----------	----------------------------------	---	-----	-----	-----	-----	-----	-----	-----	-----	-----	-----	-----

All prices in EUR (€)
Find all flashing types, sizes and prices at velux.ie



Duo


Ideal for narrow rooms

For narrow spaces, such as above stairs, a Duo combination of two VELUX roof windows draws more daylight deep into the room. By adding an additional roof window, you can enhance the feeling of spaciousness, maximise natural light and create an architectural feature in otherwise dark and overlooked spaces.

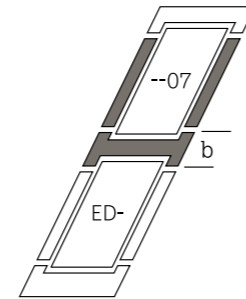
- Enhanced views and more daylight.
- Increases the feeling of spaciousness.

Find EPDs at veluxie/technical-library

Roof pitch



Combination elements



For combination and frame distance see page 80.

Fully customisable

- Available in centre-pivot and top-hung variants.
- Choose from a wide range of sizes.
- Available in our recommended white maintenance-free finish and white painted.

Blinds and shutters

- Consider interior blinds for light control, and exterior Anti-heat blinds or shutters for added heat protection.

Read more on page 89.

Remotes and Apps

Easily control your VELUX solar and electric products with our remote controls or apps.

Free App Control included. Read more at velux.ie/freeapp

Flashing

- For further flashing information read more on page 69.



Popular combinations

	UNITS	FK06	MK04	MK06	MK08	PK06	PK08	PK10	SK06	SK08	UK04	UK08
Individual external frame sizes (w×h) cm		66×118	78×98	78×118	78×140	94×118	94×140	94×160	114×118	114×140	134×98	134×140

Roof window example

GGU 0070	2	579	541	611	676	676	790	833	812	860	779	947
----------	---	-----	-----	-----	-----	-----	-----	-----	-----	-----	-----	-----

Flashing

EKW S00W02	For profiled roofing material up to 120mm	1	332	332	348	372	394	415	428	411	438	438	471
EKL S00L02	For slate up to 8mm thick	1	332	332	348	372	394	415	428	411	438	438	471

Total price example

Roof windows, flashings and installation products	3	1,490	1,414	1,570	1,724	1,746	1,995	2,094	2,035	2,158	1,996	2,365
---	---	-------	-------	-------	-------	-------	-------	-------	-------	-------	-------	-------

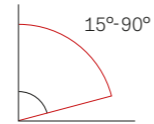
Recommended blinds and shutters

MSL 5060	Solar Anti-heat blind (exterior)	2	332	330	346	366	376	396	416	402	432	398	464
----------	----------------------------------	---	-----	-----	-----	-----	-----	-----	-----	-----	-----	-----	-----



All prices in EUR (€)
Find all flashing types, sizes and prices at velux.ie









Roof pitch



Interior finish options

	Recommended
	White maintenance-free The most durable and robust finish that is completely maintenance-free
	White painted High quality natural pine treated with a water-based white paint for a discreet wood grain look

Glazing options

	Double glazing --70	Triple glazing --68	Triple glazing --66
 Rain noise reduction	✓	✓	✓
 Safety lamination	✓	✓	✓
 Toughened glass	✓	✓	✓
 UV filter	✓	✓	✓
 Easy-to-clean			✓
 Anti-dew			✓

Thermal transmittance of glazing (U_g-value) 1.0 0.7 0.6

Read more about glazing specifications on page 162.

Blinds and shutters

- Consider interior blinds for light control, and exterior Anti-heat blinds or shutters for added heat protection.

Read more on page 89

Remotes and Apps

- Easily control your VELUX solar and electric products with our remote controls or apps.

Free App Control included. Read more at velux.ie/freeapp

Sloping and fixed

A sleek solution to increase your view: GIU and GIL

Extend your views with a fixed element that blends seamlessly with the roof window. The window element fills the sloping space between the floor and the bottom of the roof window to provide more expansive views and more natural daylight.

This is the ideal choice if you want to maximise your roof window area.

- Slim connection.
- Extends daylight area.
- Suitable for all rooms.

External frame sizes (w×h) cm	U _w -VALUE W/m ² K	FK34 66×92	MK34 78×92	PK34 94×92	SK34 114×92	UK34 134×92
-------------------------------	--	------------	------------	------------	-------------	-------------



White maintenance-free

GIU 0070	1.3	681	860	896	989	1,032
GIU 0068	1.1	817	1,032	1,075	1,187	1,238
GIU 0066	1.0	1,021	1,290	1,343	1,483	1,548

White painted

GIL 2070	1.3	-	877	914	1,009	1,053
GIL 2068	1.1	-	1,053	1,097	1,211	1,263
GIL 2066	1.0	-	1,316	1,371	1,513	1,579













All prices in EUR (€)

Find EPDs at velux.ie/technical-library

Find all flashing types, sizes and prices at velux.ie



Popular combinations

External frame sizes (w×h) cm	UNITS	FK06 66×118	MK04 78×98	MK06 78×118	MK08 78×140	PK06 94×118	PK08 94×140	PK10 94×160	SK06 114×118	SK08 114×140	UK04 134×98	UK08 134×140
												

Upper element, roof window example

GGU 0070	1	579	541	611	676	676	790	833	812	860	779	947
----------	---	-----	-----	-----	-----	-----	-----	-----	-----	-----	-----	-----

Pro+ flashing set including Insulation collar (BDX) and Underfelt collar (BFX)

EDW 2000	For profiled roofing material up to 120mm	1	137	137	143	153	162	171	176	169	180	180	194
EDL 2000	For slate up to 8mm thick	1	137	137	143	153	162	171	176	169	180	180	194

External frame sizes (w×h) cm	UNITS	FK34 66×92	MK34 78×92	PK34 94×92	SK34 114×92	UK34 134×92
-------------------------------	-------	------------	------------	------------	-------------	-------------

Lower fixed element example

GIU 0070	1	681	860	896	989	1,032
----------	---	-----	-----	-----	-----	-------

Flashing for lower fixed element

		WK34					
ETW WK34 2000*	For profiled roofing material up to 120mm	1					91
ETL WK34 2000*	For slate up to 8mm thick	1					91

Total price example

Roof window (GGU 0070+GIU 0070), flashing (EDW 2000+ETW 2000)	4	1,488	1,629	1,705	1,780	1,825	1,948	1,996	2,061	2,120	2,082	2,264
---	---	-------	-------	-------	-------	-------	-------	-------	-------	-------	-------	-------

Recommended blinds and shutters for lower element

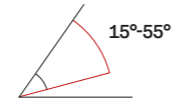
MSI 5060	Solar Anti-heat blinds (exterior)	1	626	652	668	688	746	766	786	818	848	842	908
----------	-----------------------------------	---	-----	-----	-----	-----	-----	-----	-----	-----	-----	-----	-----

* Pro+ flashing set includes Insulation collar (BDX) and Underfelt collar (BFX).
Find all flashing types, sizes and prices at velux.ie

All prices in EUR (€)
Find all flashing types, sizes and prices at velux.ie



Roof pitch



Interior finish options

	Recommended
	White maintenance-free The most durable and robust finish that is completely maintenance-free
	White painted High quality natural pine treated with a water-based white paint for a discreet wood grain look

Glazing options

	Double glazing --70	Triple glazing --68	Triple glazing --66
Rain noise reduction	✓	✓	✓
Safety lamination	✓	✓	✓
Toughened glass	✓	✓	✓
UV filter	✓	✓	✓
Easy-to-clean			✓
Anti-dew			✓

Thermal transmittance of glazing (U _g -value)	1.0	0.7	0.6

Read more about glazing specifications on page 162.

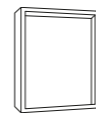
Blinds and shutters

- Consider interior blinds for light control, and exterior Anti-heat blinds or shutters for added heat protection.

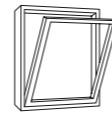
Read more on page 89.

Details

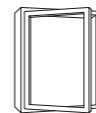
Fixed facade extension VIU



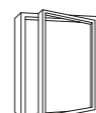
Inwards tilting, bottom-hung facade extension VFE



Inwards opening, side-hung facade extension (left hung side seen from inside) VFA



Inwards opening, side-hung facade extension (right hung side seen from inside) VFB



Sloping and vertical

Vertical façade extension for increased view: VIU, VFE, VFA & VFB

Extend your view with a fixed or openable, vertical roof window element. The additional window element fills the vertical space between the floor and the bottom of the roof window to provide a more expansive view and more natural daylight.

This is the ideal choice if you have a one and a half-storey home and want to maximise your roof window area.

- Extra façade view and daylight.
- Fixed or opening roof window elements.

External frame sizes (w×h) cm	U _w -VALUE W/m² K	MK35 78×95	PK35 94×95	SK35 114×95	UK35 134×95

White maintenance-free

Model	Opening	U _w	MK35	PK35	SK35	UK35
VIU 0070	Fixed	1.3	740	868	997	1,046
VIU 0068	Fixed	1.1	888	1,042	1,196	1,256
VIU 0066	Fixed	1.0	1,111	1,303	1,495	1,570

White painted

Model	Opening	U _w	MK35	PK35	SK35	UK35
VFE 2070	Bottom-hung opening inwards	1.3	842	957	1,098	1,153
VFE 2068	Bottom-hung opening inwards	1.1	978	1,148	1,317	1,383
VFE 2066	Bottom-hung opening inwards	1.0	1,223	1,435	1,646	1,729
VFA/B 2070	Bottom-hung opening inwards	1.3	1,040	1,157	-	-
VFA/B 2066	Bottom-hung opening inwards	1.0	1,216	1,426	-	-

All prices in EUR (€)

Find EPDs at veluxie/technical-library

Find all flashing types, sizes and prices at velux.ie



Popular combinations

External frame sizes (w×h) cm	UNITS	MK04 78×98	MK06 78×118	MK08 78×140	PK06 94×118	PK10 94×160	SK06 114×118	SK08 114×140	UK08 134×140

Upper element, roof window example

Model	UNITS	MK35	PK35	SK35	UK35
GGU 0070	1	541	611	676	947

Pro+ flashings set including collar (BDX) and underfelt collar (BFX)

Model	Description	UNITS	MK35	PK35	SK35	UK35
EFW 2012	For profiled roofing material up to 120mm	1	239	251	268	339
EFL 2012	For slate up to 8mm thick	1	239	251	268	339

External frame sizes (w×h) cm	UNITS	MK35 78×95	PK35 94×95	SK35 114×95	UK35 134×95

Vertical extension, roof window example

Model	Opening	UNITS	MK35	PK35	SK35	UK35
VIU 0070	Fixed	1	740	868	997	1,046

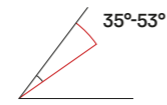
Total price example

Model	Description	UNITS	MK35	PK35	SK35	UK35
Roof Window (GGU 0070 + VIU 0070), flashing (EFW 2012)		3	1,520	1,602	1,684	2,332

All prices in EUR (€)
Find all flashing types, sizes and prices at velux.ie



Roof pitch



Interior finish options



White painted
High quality natural pine treated with a water-based white paint for a discreet wood grain look

Glazing options

	Triple glazing --66
Rain noise reduction	✓
Safety lamination	✓
Toughened glass	✓
UV filter	✓
Easy-to-clean	✓
Anti-dew	✓
Thermal transmittance of glazing (U_g -value)	0.6-0.7

Read more about glazing specifications on page 162.

Blinds and shutters

- Consider interior blinds for light control, and exterior Anti-heat blinds or shutters for added heat protection.

Read more on page 89.

Roof balcony

From roof window to a balcony experience: GDL

Transform your home and welcome the outdoors in by simply opening your VELUX Roof balcony. The innovative balcony opens in seconds to give your home more space, daylight and fresh air. Consisting of a top-hung roof window and a bottom section that unfolds into a glazed balcony with elegant side banister railings, it's a balcony experience like no other.

- Enjoy extra space in the room.
- Top element opens 45° outwards giving you extra headroom and beautiful panoramic views.
- Transforms from a roof window into a balcony in seconds.
- Side banister railings for extra safety.
- Energy-efficient triple glazing is featured as standard.
- Double package consists of one roof balcony and one top-hung upper and fixed lower element.

Find EPDs at veluxie/technical-library



External frame sizes (w×h) cm	U_w -VALUE	MK19	MK19	PK19	PK19	SK19	SK19
	W/m ² K	78×252	166×252	94×252	198×252	114×252	238×252

White painted									
Manual	GDL S10L02*	Including flashings for slate up to 8mm thick	1.1**	3,567	-	3,834	-	4,091	-
	GDL S10W02*	Including flashings for profiled roofing material up to 120mm in profile	1.1**	3,567	-	3,834	-	4,091	-
	GDL SK0L223*	Including 1 x GPL and 1 x GIL and flashings for slate up to 8mm thick	1.1**	-	7,026	-	7,415	-	7,991
	GDL SK0W225*	Including 1 x GPL and 1 x GIL and flashings for profiled roofing material up to 120mm in profile	1.1**	-	7,026	-	7,415	-	7,991

* Includes installation products (BDX 2000).

** U_w for GDL in size PK19 and SK19 = 1.1 and for size MK19 = 1.3. GPL and GIL U_w = 1.0.

All prices in EUR (€)
Find all sizes and prices at velux.ie



3in1 solar centre-pivot

Three roof windows in one frame: GGLS

The 3in1 solar roof window gives full flexibility for ultimate control and convenience. Control the two openable sashes, each blind and heat protection product manually, remotely or with a VELUX Intelligent home control system.

- Solar powered with no additional wiring needed for installation.
- Basic wall switch included, see page 24.
- Integrated rain sensor for automatic closing.
- Provides the feeling of more space.
- One frame with multiple sashes for easy installation.
- Two openable and one fixed sash.

External frame sizes (w×h) cm

U _w -VALUE	FFKF06	FFKF08
W/m ² K	188×118	188×140



White painted

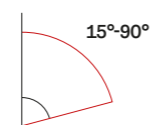
	Model	Glazing	U _w -VALUE	FFKF06	FFKF08
Solar	GGLS 207030	3in1 solar. Double glazed	1.3-1.4	2,559	2,714
	GGLS 206630	3in1 solar. Triple glazed	1.0-1.1	3,330	3,556

Flashing

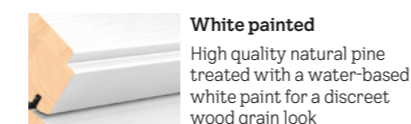
EDWS 2000	For profiled roofing material up to 120mm	447	471
EDLS 2000	For slate up to 8mm thick	447	471

Standard flashing includes Insulation collar (BDX) and Underfelt collar (BFX).
 * Fixed element - internal view.
 ** Necessary to add 1x ZOZ 246 solar switch on each roof window with motor.

Roof pitch



Interior finish options



Glazing options

	Double glazing	Triple glazing
Rain noise reduction	✓	✓
Safety lamination	✓	✓
Toughened glass	✓	✓
UV filter	✓	✓
Easy-to-clean		✓
Anti-dew		✓

Thermal transmittance of glazing (U_g-value) 1.0 0.6

Read more about glazing specifications on page 162.

Blinds and shutters

- Consider interior blinds for light control, and exterior Anti-heat blinds or shutters for added heat protection.

Read more on page 89.

Remotes and Apps

Easily control your VELUX solar products with our remote controls or apps.

Free App Control included. Read more at velux.ie/freeapp

U _w -VALUE	FFKF06	FFKF08
W/m ² K	188×118	188×140



3in1 manual centre-pivot

Three roof windows in one frame: GGLS

With the 3in1 centre-pivot roof window, you can create a stunning focal point in any room. Its slim-frame profile maximises the amount of daylight entering the room. What's more, the single frame makes installation of the three roof windows as simple as fitting just one VELUX roof window.

- Provides the feeling of more space.
- One frame with multiple sashes for easy installation.
- Compatible with VELUX Anti-heat blinds and shutters.
- Two openable and one fixed sash.

External frame sizes (w×h) cm

U _w -VALUE	FFKF06	FFKF08
W/m ² K	188×118	188×140



White painted

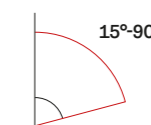
	Model	Glazing	U _w -VALUE	FFKF06	FFKF08
Manual	GGLS 2070	3in1 manual centre-pivot. Double glazed	1.3-1.4	1,677	1,831
	GGLS 2066	3in1 manual centre-pivot. Triple glazed	1.0-1.1	2,448	2,674

Flashing

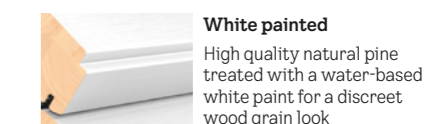
EDWS 2000	For profiled roofing material up to 120mm	447	471
EDLS 2000	For slate up to 8mm thick	447	471

Standard flashing includes Insulation collar (BDX) and Underfelt collar (BFX).
 * Fixed element - internal view.

Roof pitch



Interior finish options



Glazing options

	Double glazing	Triple glazing
Rain noise reduction	✓	✓
Safety lamination	✓	✓
Toughened glass	✓	✓
UV filter	✓	✓
Easy-to-clean		✓
Anti-dew		✓

Thermal transmittance of glazing (U_g-value) 1.0 0.6

Read more about glazing specifications on page 162.

Blinds and shutters

- Consider interior blinds for light control, and exterior Anti-heat blinds or shutters for added heat protection.

Read more on page 89.

Out-of-reach

- Consider a 3in1 solar roof window for remote-controlled operation of your roof windows if placed out-of-reach.

Read more on page 28.



3in1 manual top-hung

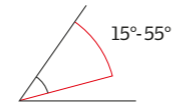
Three roof windows in one frame: GPLS

Enjoy the best view with the 3in1 top-hung roof window. The elegant handle at the bottom of the roof window allows it to be opened up to 45° for an extra spacious balcony feeling.

- Opens the room for an uninterrupted view.
- One frame with multiple sashes for easy installation.
- Compatible with VELUX Anti-heat blinds and shutters.
- Two openable and one fixed sash.

Find EPDs at veluxie/technical-library

Roof pitch



Interior finish options



White painted
High quality natural pine treated with a water-based white paint for a discreet wood grain look

Glazing options	Double glazing --70	Triple glazing --66
Rain noise reduction	✓	✓
Safety lamination	✓	✓
Toughened glass	✓	✓
UV filter	✓	✓
Easy-to-clean		✓
Anti-dew		✓
Thermal transmittance of glazing (U _g -value)	1.0	0.6

Read more about glazing specifications on page 162.

Blinds and shutters

- Consider interior blinds for light control, and exterior Anti-heat blinds or shutters for added heat protection.

Read more on page 89.



External frame sizes (w×h) cm		U_w-VALUE W/m² K	FFKF06 188×118	FFKF08 188×140
White painted				
Manual	GPLS 2070	3in1 top-hung, Double glazed	1.3-1.4	2,121
	GPLS 2066	3in1 top-hung, Triple glazed	1.0-1.1	2,892
Flashing				
EDWS 2000	For profiled roofing material up to 120mm		447	471
EDLS 2000	For slate up to 8mm thick		447	471

Standard flashing includes Insulation collar (BDX) and Underfelt collar (BFX).
* Fixed element - internal view.

All prices in EUR (€)
Find all sizes and prices at velux.ie



6 roof window system



4 roof window system

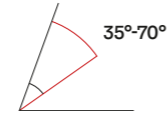
Dormer

More space and up to 2.5 times more daylight

The unique design of the VELUX Dormer roof window system allows more natural daylight to enter the room compared to a traditional dormer. It increases usable space, creates a light and airy atmosphere and fills the room with up to 2.5 times more daylight than a traditional dormer.

- Creates more headroom, increases daylight and improves ventilation, contributing to a healthier indoor environment.
- Enhances overall thermal performance.
- Can often be installed in just one day, often without planning permission.
- Less external maintenance and movement compared to traditional dormer solutions.
- Can be combined with solar, electric or manual roof windows.

Roof pitch



Interior finish options

	Recommended White maintenance-free The most durable and robust finish that is completely maintenance-free
	White painted High quality natural pine treated with a water-based white paint for a discreet wood grain look

Glazing options

	Double glazing --70
Rain noise reduction	✓
Safety lamination	✓
Toughened glass	✓
UV filter	✓
Easy-to-clean	
Anti-dew	

Thermal transmittance of glazing (U_g -value) 1.0

Read more about glazing specifications on page 162.

Blinds and shutters

- Consider interior blinds for light control, and exterior Anti-heat blinds or shutters for added heat protection.

Read more on page 89.

Remotes and Apps

- Easily control your VELUX solar and electric products with our remote controls or apps.
- Free App Control included. Read more at velux.ie/freeapp



External frame sizes (w×h) cm	MK06 168x267	PK06 200x267	SK06 240x267	MK06 248x267
-------------------------------	-----------------	-----------------	-----------------	-----------------



Package including roof windows*

Product Code	Description	MK06	PK06	SK06	MK06
GGL SB0W22101	Dormer 4 roof window system including 4x GGL 2070 roof windows	5,886	6,173	6,822	-
GGL SB0W32101	Dormer 6 roof window system including 6x GGL 2070 roof windows	-	-	-	7,349
GGU SB0W22101	Dormer 4 roof window system including 2x GPU 0070 and 2x GGU 0070	6,598	6,917	7,626	-
GGU SB0W32101	Dormer 6 roof window system including 3x GPU 0070 and 3x GGU 0070	-	-	-	8,417

Flashing + base unit (excluding roof windows)

Product Code	Description	MK06	PK06	SK06	MK06
EBW 2022BK	Dormer 4 roof window system (flashing + base unit)	3,710	3,769	3,934	-
EBW 2032BK	Dormer 6 roof window system (flashing + base unit)	-	-	-	4,085

Recommended blinds and shutters

Product Code	Description	MK06	PK06	SK06	MK06
MSL 5060	Solar Anti-heat blind (exterior)	346	376	402	346

* All packages are also available with other glazing. Flashings for dormers include BFX/BDX. Price per unit.

All prices in EUR (€)
Find all flashing types, sizes and prices at velux.ie



Triple



Single



Double

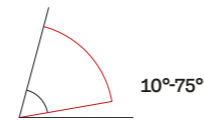
Mini dormer

Extra space in a compact solution

The clever Mini dormer design places VELUX roof windows at a steeper angle in the roof compared to the roof pitch. This allows much more daylight to enter than with a traditional vertical dormer window. The Mini dormer comes in various options for 1, 2 or 3 roof windows side-by-side and can be installed quickly and easily from the inside.

- The compact solution is designed to increase space and headroom, enhance daylight and improve ventilation.
- More daylight compared to a conventional dormer with the same glazing area.
- Can often be installed in just one day, often without planning permission.
- Less external maintenance and movement compared to traditional dormer solutions.
- Combine with solar, electric or manual roof windows.

Roof pitch



Interior finish options



Recommended

White maintenance-free
The most durable and robust finish that is completely maintenance-free



White painted

High quality natural pine treated with a water-based white paint for a discreet wood grain look

Glazing options

Double glazing
--70

Rain noise reduction	✓
Safety lamination	✓
Toughened glass	✓
UV filter	✓
Easy-to-clean	
Anti-dew	

Thermal transmittance of glazing (U_g-value) 1.0

Read more about glazing specifications on page 162.

Blinds and shutters

- Consider interior blinds for light control, and exterior Anti-heat blinds or shutters for added heat protection.

Read more on page 89.

Remotes and Apps

Easily control your VELUX solar and electric products with our remote controls or apps.

Free App Control included. Read more at velux.ie/freeapp



External frame sizes (w×h) cm	MK04	MK06	MK08	MK10	PK06	PK08	PK10	SK06	SK08	UK04	UK08
	78×98	78×118	78×140	78×160	94×118	94×140	94×160	114×118	114×140	134×98	134×140

Package including roof windows*

GGL SA0W11101	Mini dormer roof window basic single including 1x GGL 2070 centre-pivot roof window	1,578	1,729	1,906	-	1,906	2,106	2,189	2,082	2,213	2,141	2,433
GGL SA0W21101	Mini dormer roof window basic duo including 2x GGL 2070 centre-pivot roof windows	4,318	4,713	5,196	5,555	5,196	5,700	5,912	5,605	5,960	5,907	6,551
GGL SA0W31101	Mini dormer roof window basic triple including 3x GGL 2070 centre-pivot roof windows	5,315	5,814	6,411	6,893	-	-	-	-	-	-	-
GPU SA0W11101	Mini dormer roof window basic single including 1x GPU 0070 top-hung roof window	1,860	2,018	-	-	2,203	2,416	2,503	2,394	2,530	-	2,760
GPU SA0W21101	Mini dormer roof window basic duo including 2x GPU 0070 top-hung roof windows	3,972	4,308	4,707	5,047	4,707	-	-	5,101	5,393	-	5,885
GPU SA0W31101	Mini dormer roof window basic triple including 3x GPU 0070 top-hung roof windows	-	6,681	7,302	7,823	-	-	-	-	-	-	-

Flashing + base unit (excluding roof windows)

EAW 6000	Mini dormer roof window basic single (flashing + base unit)	1,097	1,185	1,305	1,360	1,305	1,404	1,448	1,360	1,448	1,448	1,591
EAW 6021E	Mini dormer roof window basic duo (flashing + base unit)	2,446	2,642	2,911	3,033	2,911	3,131	3,229	3,033	3,229	3,229	3,547
EAW 6031E	Mini dormer roof window basic triple (flashing + base unit)	3,872	4,182	4,608	4,802	-	-	-	-	-	-	-

Recommended blinds and shutters

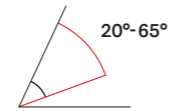
MSL 5060	Solar Anti-heat blind (exterior)	330	346	366	382	376	396	416	402	432	398	464
----------	----------------------------------	-----	-----	-----	-----	-----	-----	-----	-----	-----	-----	-----

* All packages are also available with other glazing. Price per unit.

All prices in EUR (€)
Find all flashing types, sizes and prices at velux.ie



Roof pitch



Glazing options

☁ Rain noise reduction	--00 --59
🛡 Safety lamination	
🔪 Toughened glass	✓
☀ UV filter	
🧽 Easy-to-clean	
💧 Anti-dew	

Cold room

Cold room windows: GVK, GVT

The VELUX Cold room roof window is designed for use in uninhabited rooms where easy access to the roof and regular ventilation is needed. Side-hung, it opens to the left or right depending on your preference. The roof window is made from maintenance-free aluminium and polyurethane and comes with integrated flashing.

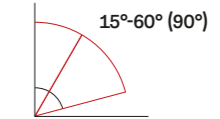
- Three ventilation positions for constant low-level air flow.
- Patented opening restrictor securely holds the roof window open at 90°.
- Safe roof access using the moulded tread with grooves (GVT).
- Extruded aluminium sash for a maintenance-free roof window.

External frame sizes (w×h) cm		103	
		46×61	54×83
		☐	☐
Black polyurethane			
GVK 0000Z	Side-hung	229	-
GVT 0059Z	Side-hung	-	312

All prices in EUR (€)
Find all sizes and prices at velux.ie



Roof pitch



For geometric smoke ventilation, the system is certified to EN ISO12101-2 for roof pitches between 15-90°. For aerodynamic smoke ventilation, the system is certified to EN ISO12101-2 for roof pitches between 15-60°.

Interior finish options

	Recommended White maintenance-free The most durable and robust finish that is completely maintenance-free
--	---

Glazing options

	Double glazing --70	Triple glazing --66
☁ Rain noise reduction	✓	✓
🛡 Safety lamination	✓	✓
🔪 Toughened glass	✓	✓
☀ UV filter	✓	✓
🧽 Easy-to-clean		✓
💧 Anti-dew		✓

Thermal transmittance of glazing (U _g -value)	1.0	0.6

Read more about glazing specifications on page 162.

Smoke ventilation roof window

Electric smoke ventilation roof windows: GGU

The VELUX Smoke ventilation roof window is designed to quickly release smoke and excess heat. The ventilation control system can enable several functions including automatic opening. It can also be opened to let in fresh air for improved indoor comfort. The Smoke ventilation roof window is extensively tested and compliant with all EU requirements.


- Available for 1m² (SK06 size) or 1.5m² (UK08 size) of smoke-free ventilation area.
- Opens to full fire position in just 60 seconds when smoke ventilation is activated.
- Same exterior design as other VELUX sloped roof windows.
- Tested according to DIN EN 12101-2.
- Compatible with wind deflector KFD to optimise the aerodynamic ventilation areas.

External frame sizes (w×h) cm	U _w -VALUE W/m ² K	SK06	UK08
		114×118	134×140
		☐	☐

White maintenance-free

	GGU S40L02	GGU 0070 electric window + flashings for slate up to 8mm thick. Supplied with 1x smoke sensor, 2x break glass points and 1x wall control unit	1.3	2,456	2,616
☐ Electric	GGU S40W02	GGU 0070 electric window + flashings for slate up to 8mm thick. Supplied with 1x smoke sensor, 2x break glass points and 1x wall control unit	1.0	2,456	2,616

All prices in EUR (€)
Find all sizes and prices at velux.ie



A VELUX installation
is all about quality
and efficiency



Installation and flashings

Flashing sets

Page 71

Flashings for standard installation
Flashings for recessed installation
Solar integrator
Replacement
Flashings for combinations and extensions

Vapour barrier collar

Page 86

Linings

Page 87

High-quality installation products included in the flashing set



Pro+ flashing set
(2000 variant)



Installation products

Insulation collar BDX

- Insulates around the roof window frame, reducing heat loss and eliminating cold bridges.
- Flexible Insulation collar can be compressed for quick installation.
- The combination of rigid and flexible foam ensures a tight, energy-efficient installation to the roof construction.

Underfelt collar BFX

- Ensures a perfect fit and watertight seal between the roof window, battens and the roofing underfelt.
- Easy to fit – simply place on top of the roof window and unfold.
- An adjustable and self-supporting drainage gutter is included in the BFX. This leads the water away from the head of the roof window if there is a leak above.



Flashing sets

Our flashing sets contain everything you need for the best possible installation.

Our flashing sets have been carefully designed to make every step of the installation process as simple as possible. For example, the magnetic screws make mounting easier and the BFX Underfelt collar can simply be unfolded into place.

Even disposal is easy as the packaging no longer contains plastic. You can recycle it all as cardboard waste.

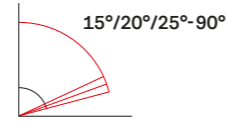
Pro+ flashing set

An upgraded flashing set with added insulation for reduction of heat loss and cold bridges.

- Including Insulation collar BDX.
- Including Underfelt collar BFX and drainage gutter.



Roof pitch



EDW 15° - 90°
EDL 15° - 90°
EDP 25° - 90°
EDT 20° - 90°


Colour options



Dark grey
(Standard)

Standard installation height

- Install the brackets at the top and the bottom of the roof window frame, at the red line level.



Standard flashings

The Pro+ (2000) flashing set comes with an Underfelt collar (BFX) for a watertight seal between the roof window, the roof and the Insulation collar (BDX) for heat loss reduction and elimination of cold bridges.

The Pro (1000) flashing set comes with Underfelt collar (BFX) for a watertight seal between the roof window and the roof.

Profiled roofing material EDW

- For profiled roofing material up to 120mm.
- Suitable for interlocking slate, thatch and profiled sheeting.
- Roof pitches from 15° - 90°.

Plain tiles EDP

- For plain tiles (max length 300mm).
- Maximum thickness of 14mm.
- Roof pitches from 25° - 90°.

Slate EDL

- For slate up to 8mm thick.
- Not for interlocking slate. See EDW for details.
- Roof pitches from 15° - 90°.

Flat tiles EDT

- For flat tiles 15-40mm thick.
- Designed for a neater finish.
- Roof pitches from 20° - 90°.



EDW



EDL



EDP



EDT

External frame sizes (w×h) cm	CK02	CK04	CK06	FK06	MK04	MK06	MK08	PK06	PK08	PK10	SK06	SK08	UK04	UK08
	55×78	55×98	55×118	66×118	78×98	78×118	78×140	94×118	94×140	94×160	114×118	114×140	134×98	134×140

Pro+ flashing set including Insulation collar (BDX) and Underfelt collar (BFX)														
EDW 2000	119	121	127	137	137	143	153	162	171	176	169	180	180	194
EDL 2000	119	121	127	137	137	143	153	162	171	176	169	180	180	194
EDP 2000	119	121	127	137	137	143	153	162	171	176	169	180	180	194
EDT 2000	167	171	179	192	192	202	216	229	241	248	239	254	254	273

External frame sizes (w×h) cm	CK02	CK04	CK06
	55×78	55×98	55×118

Pro flashing set including Underfelt collar (BFX)			
EDW 1000	109	111	116
EDL 1000	109	111	116
EDP 1000	109	111	116
EDT 1000	153	157	164

The 1000 variant containing Underfelt collar (BFX) is available in sizes CK--.
Suitable for rafter openings where there is insufficient tolerance for the Insulation collar (BDX).

All prices in EUR (€)
Find all flashing types, sizes and prices at velux.ie

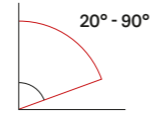


EDN



EDJ

Roof pitch



Colour options



Dark grey
(Standard)

Recessed installation height

- Recessed flashings provide a sleek and streamlined finish as the roof window is installed 40mm deeper into the roof structure, meaning that less of the roof window protrudes above the roofline.



- Install the brackets at the sides of the roof window frame, at the blue line level.

Recessed flashings

The Pro+ (2000) flashing set comes with an Underfelt collar (BFX) for a watertight seal between the roof window, the roof and the Insulation collar (BDX) for heat loss reduction and elimination of cold bridges.

The Pro (1000) flashing set comes with Underfelt collar (BFX) for a watertight seal between the roof window and the roof.

Slate EDN

- For slate up to 8mm thick.
- Not for interlocking slate.
- Roof pitches from 20° - 90°.

Flat or profiled roofing material EDJ

- For flat or profiled roofing material up to 90mm in profile.
- Roof pitches from 20° - 90°.



External frame sizes (w×h) cm	CK02	CK04	CK06	FK06	MK04	MK06	MK08	PK06	PK08	PK10	SK06	SK08	UK04	UK08
	55×78	55×98	55×118	66×118	78×98	78×118	78×140	94×118	94×140	94×160	114×118	114×140	134×98	134×140

Pro+ flashing set including Insulation collar (BDX) and Underfelt collar (BFX)

EDN 2000	190	194	203	218	218	229	245	267	273	282	271	288	288	310
EDJ 2000	185	190	198	213	213	224	238	253	266	275	264	281	281	302

External frame sizes (w×h) cm	CK02	CK04	CK06
	55×78	55×98	55×118

Pro flashing set including Underfelt collar (BFX)

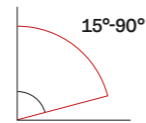
EDN 1000	174	178	186
EDJ 1000	170	173	181

The 1000 variant containing Underfelt collar (BFX) is available in sizes CK-. Suitable for rafter openings where there is insufficient tolerance for the Insulation collar (BDX).


All prices in EUR (€). Find all flashing types, sizes and prices at velux.ie



Roof pitch



Flashing colour options



Black Grey aluminium

Integration options

- Visit velux.com/solarintegrator for an up-to-date overview of all the partners involved.

Availability and ordering process

- To ensure the perfect integration of VELUX roof windows into an in-roof solar panel system, you need the VELUX roof window and VELUX Solar integrator flashing. The connector for the connection to the solar panel system is available from the solar panel provider.



Solar integrator

Flashing for integrating VELUX roof windows into in-roof solar panel systems

Live a healthy, sustainable and comfortable life.

This specially developed flashing system enables seamless integration between VELUX roof windows and a variety of built-in solar panel systems. The roof can then be used to its full potential – generating solar energy while creating a comfortable living space.

- Fits perfectly into the PV panel allowing for a fast, secure and seamless integration.
- No need to compromise – enjoy daylight through the roof, a healthy indoor environment and reduced energy usage and costs, all at once.
- The flashing does not cover or block the active part of the solar panel, ensuring maximum energy generation.
- A range of installation position permutations allows flexibility in design and installation.
- Easily integrates with selected PV solar panel systems for optimal roof utilisation.

Find EPDs at veluxie/technical-library

External frame sizes (w×h) cm	MK06	MK08	MK10	PK06	PK08	PK10	SK10
	78×118	78×140	78×160	94×118	94×140	94×160	114×160

VELUX Solar integrator flashing

ODL 2500	Black. For GSE and Viridian solar panel solutions	172	183	201	195	205	211	224
ODL 2000	Grey. For GSE and Viridian solar panel solutions	172	183	201	195	205	211	224

Flashing

New OKL 2521M	Combi flashing for 2 windows side-by-side, black for GSE and Viridian solar panels	426	454	499	482	507	523	555
----------------------	--	-----	-----	-----	-----	-----	-----	-----

Compatible with selected solar panel systems.

All prices in EUR (€)
Find all flashing types, sizes and prices at velux.ie



EW

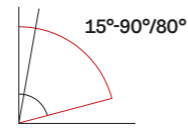


EL



Type signs for old roof windows manufactured before April 2001.

Roof pitch



EW 15°-90°
EL 15°-90°
ELX 15°- 80°

Details

- Minimal disruption as existing lining is retained.
- On most occasions, the work can be carried out from the inside.
- Replacement installation for a single roof window usually takes under a day.
- For flat or profiled roofing material.

Benefits of replacing your roof window

- Energy saving of up to 16% – modern roof windows have better thermal insulation properties. By replacing an old roof window with a new GGU-66 roof window you will have a heating energy saving of up to 16%.
- More light and fresh air – new VELUX roof windows have larger glazed areas and come in white finishes to match modern interiors.
- More choice, more comfort – modernise your roof windows; from improving noise reduction to controlling from your smartphone, there's a solution for every project.

Replacement flashings

VELUX replacement flashings make it easy to replace VELUX roof windows without removing the existing lining. The roof windows are simply replaced in the existing aperture. This lets you enjoy a new roof window without the extra work involved in interior decoration or bathroom retiling.

Profiled roofing material EW

- For replacing a VELUX roof window from before April 2001 while maintaining the original installation level of the roof window.
- For profiled roofing material up to 120mm.

Slate EL

- For replacing a VELUX roof window from before April 2001 while maintaining the original installation level of the roof window.
- EL is a flashing for slate up to 8mm thick.

Flashing adaptor ELX

- The flashing adaptor kit ELX is used for replacing roof window combinations and also in conjunction with standard single flashings like EDW and EDL. However, this is only when replacing an old roof window where the internal finish is not being replaced and the roof window is placed higher above the red line than normal.

Find EPDs at veluxie/technical-library



Upgrading your old roof windows couldn't be easier.
Get a price in as little as 5 minutes, visit velux.ie/quickquote

External frame sizes (w×h) cm	CK01	CK02	CK04	FK06	MK04	MK06	MK08	PK08	PK10	SK06	UK04	UK08
	55×70	55×78	55×98	66×118	78×98	78×118	78×140	94×140	94×160	114×118	134×98	134×140

For replacing single roof windows installed before April 2001, window size to be replaced shown in brackets	101 (9)	102	104 (6)	206	304 (1)	306 (14)	308 (2)	408	410 (3)	606 (4)	804 (7)	808 (8)
---	---------	-----	---------	-----	---------	----------	---------	-----	---------	---------	---------	---------

Replacement flashings		CK01	CK02	CK04	FK06	MK04	MK06	MK08	PK08	PK10	SK06	UK04	UK08
EW 1000	Flashings for profiled roof material up to 120mm including underfelt collar (BFX)	124	124	127	143	143	150	160	179	184	177	188	203
EL 1000	Flashings for slate up to 8mm thick including underfelt collar (BFX)	124	124	127	143	143	150	160	179	184	177	188	203
ELX 0000	Adaptor flashings for combinations Also for use in conjunction with EDL and EDW	91	91	93	105	105	110	118	131	135	130	139	149

Replacement flashings incl. Insulation collar (BDX) and Underfelt Collar (BFX)		CK01	CK02	CK04	FK06	MK04	MK06	MK08	PK08	PK10	SK06	UK04	UK08
EW 6000F	Flashings for profiled roof material up to 120mm including insulation collar (BDX)	144	144	147	166	166	174	186	207	214	205	219	235
EL 6000F	Flashings for slate up to 8mm thick including insulation collar (BDX)	144	144	147	166	166	174	186	207	214	205	219	235

All prices in EUR (€)
Find all flashing types, sizes and prices at velux.ie



The combination system

If you want to install roof windows in combination, the combination flashing system lets you do so efficiently. The system can be used for combining all main roof window types in your preferred formation.

The system consists of seven elements that enable your chosen combination

For a roof window combination to function together, it is required that:

- Roof windows above each other are the same width.
- Roof windows next to each other are the same height.

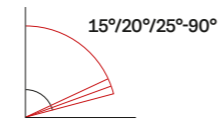
a. Frame distance per flashing type

- EKW/EKL/EKP/EKN/EKJ: flexibility between 100 - 160mm (M) with the Adjustable middle gutter.
- Other frame distances between 60mm - 400mm can be specially ordered.

b. Standard frame distance 100mm (E)

- When installing an exterior shutter, a frame distance of 250mm (J) is needed.

Roof pitch



EKW 15° - 90°
EKL 15° - 90°
EKP 25° - 90°
EKN 20° - 90°
EKJ 20° - 90°

Colour options



Dark grey
(Standard)

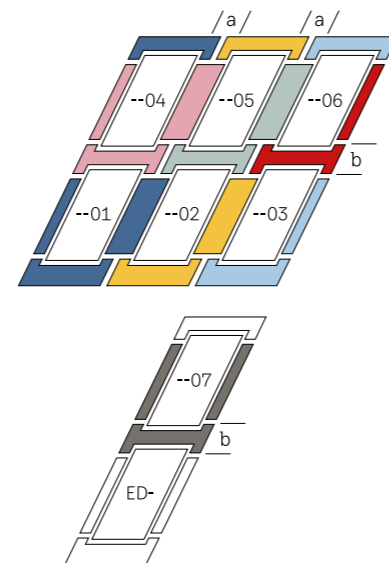
More ways to combine



Classic side-by-side or triple with rafters in between. (2--M or 0--E flashing sets).

Integrated side-by-side or triple without rafters in between. (4-21E or 4-31E flashing sets).

Overview of combination elements



VELUX Pro+ combination flashing set

The VELUX Pro+ combination flashing set includes made-to-fit and easy-to-install insulation and watertight collars. These components reduce heat loss and cold bridges and provide extra security against water penetration.

This set also features the VELUX Adjustable middle gutter – our innovative and patented solution that makes roof window combination installations even easier. The middle gutter can be adjusted to widths between 100 - 160mm, ensuring that it always fits to the actual rafter dimensions, giving peace of mind when it's not possible to obtain exact measurements.


Add value to your projects by installing bigger and better solutions to bring more of the outdoors in.

- Everything you need in one order.
- Includes VELUX Adjustable middle gutter.
- Ensures a watertight seal between the roof windows, battens and the roofing underfelt.
- Reduces heat loss and eliminates cold bridges.
- Ensures perfect installations every time.


All you need in one box*



Flashing



Adjustable middle gutter
Adjustable between 100 - 160mm



Underfelt collar (BFX)



Insulation collar (BDX)

* Contents illustrated for EKW MK06 2021M side-by-side combination.

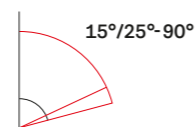
Flashings for combinations

If you want to use multiple VELUX roof windows in your room, VELUX combination flashings give you the interconnectivity needed for easy installation. They are designed for all combinations of VELUX roof windows and give a watertight installation.

- For multiple VELUX roof windows.
- High-quality watertight installation.
- Maintenance-free exterior.



Roof pitch



EKW 15° - 90°
EKL 15° - 90°
EKP 25° - 90°
EKN 20° - 90°
EKJ 20° - 90°

Integrated side-by-side combination

External frame sizes (w×h) cm	CK02	CK04	CK06	FK06	MK04	MK06	MK08	PK06	PK08	PK10	SK06	SK08	UK04	UK08
	55×78	55×98	55×118	66×118	78×98	78×118	78×140	94×118	94×140	94×160	114×118	114×140	134×98	134×140

Flashing for 18mm frame distance

EBW 4021B2* for profiled roofing material up to 120mm	552	571	604	634	626	662	703	727	765	791	785	829	814	884
EBL 4021B2* for slate up to 8mm thick	552	571	604	634	626	662	703	727	765	791	785	829	814	884
EBP 4021B2* for plain tile up to 28mm (2 x 14mm)	552	571	604	634	626	662	703	-	765	791	785	-	814	884

Flashing for 100mm frame distance**

EKW 4021E2* for profiled roofing material up to 120mm	533	551	583	612	604	639	678	701	737	762	758	800	785	853
EKL 4021E2* for slate up to 8mm thick	533	551	583	612	604	639	678	701	737	762	758	800	785	853
EKP 4021E2* for plain tile up to 28mm (2 x 14mm)	533	551	583	612	604	639	678	-	737	762	758	-	785	853
EKJ 4021E2* for recessed installation into profiled roofing material up to 120mm	771	791	827	863	855	895	941	971	1,015	1,044	1,035	1,085	1,070	1,148
EKN 4021E2* for recessed installation into slate up to 8mm thick	771	791	827	863	855	895	941	971	1,015	1,044	1,035	1,085	1,070	1,148

* Includes installation products (BDX 2000, bearing beams and cover plate).

** Choose 100 mm frame distance if roller shutters are needed.

All prices in EUR (€)

Find all flashing types, sizes and prices at velux.ie

Classic side-by-side combination

External frame sizes (w×h) cm	CK02	CK04	CK06	FK06	MK04	MK06	MK08	PK06	PK08	PK10	SK06	SK08	UK04	UK08
	55×78	55×98	55×118	66×118	78×98	78×118	78×140	94×118	94×140	94×160	114×118	114×140	134×98	134×140

Flashing for 18mm frame distance

EBW 2021B for profiled roofing material up to 120mm	280	287	300	322	322	338	361	383	403	416	399	425	425	457
EBL 2021B for slate up to 8mm thick	280	287	300	322	322	338	361	383	403	416	399	425	425	457
EBP 2021B for plain tile up to 28mm (2 x 14mm)	280	287	300	322	322	338	361	-	403	416	399	-	425	457

Flashing for 100mm frame distance

EKW 2021M* for profiled roofing material up to 120mm	261	267	279	300	300	315	336	357	375	387	372	396	396	426
EKL 2021M* for slate up to 8mm thick	261	267	279	300	300	315	336	357	375	387	372	396	396	426
EKP 2021M* for plain tile up to 28mm (2 x 14mm)	261	267	279	300	300	315	336	-	375	387	372	-	396	426
EKJ 2021M* for recessed installation into profiled roofing material up to 120mm	352	360	376	404	404	424	452	480	506	522	502	534	534	574
EKN 2021M* for recessed installation into slate up to 8mm thick	352	360	376	404	404	424	452	480	506	522	502	534	534	574

* Includes adjustable middle gutter and installation products.



Integrated triple combination

External frame sizes (w×h) cm	CK02	CK04	CK06	FK06	MK04	MK06	MK08	PK06	PK08	PK10	SK06	SK08	UK04	UK08
	55×78	55×98	55×118	66×118	78×98	78×118	78×140	94×118	94×140	94×160	114×118	114×140	134×98	134×140

Flashing for 18mm frame distance

EBW 4031B2* for profiled roofing material up to 120mm	880	914	973	1,049	1,032	1,096	1,166	-	-	-	-	-	-	-
EBL 4031B2* for slate up to 8mm thick	880	914	973	1,049	1,032	1,096	1,166	-	-	-	-	-	-	-

Flashing for 100mm frame distance†

EKW 4031E2* for profiled roofing material up to 120mm	852	885	943	1,016	999	1,062	1,129	-	-	-	-	-	-	-
EKL 4031E2* for slate up to 8mm thick	852	885	943	1,016	999	1,083	1,149	-	-	-	-	-	-	-
EKW 3031E2† for profiled roofing material up to 120mm	-	-	-	-	-	-	-	896	959	1,003	918	990	914	1,035
EKL 3031E2† for slate up to 8mm thick	-	-	-	-	-	-	-	896	959	1,003	918	990	914	1,035

Classic triple combination

Flashing for 100mm frame distance

EKW S0313**** for profiled roofing material up to 120mm	392	401	419	450	450	473	504	536	563	581	558	-	594	639
EKL S0313 **** for slate up to 8mm thick	392	401	419	450	450	494	524	536	563	581	558	-	594	639

* Includes installation products (BDX 2000, bearing beams and cover plate).

** Choose 100mm frame distance if Anti-heat blackout shutters are needed.

*** Includes Adjustable middle gutter and installation products.

**** Includes installation products BDX 2000.

† Includes installation products (BDX 2000 and cover plate).

For Integrated triple see page 46 for additional information.

All prices in EUR (€)

Find all flashing types, sizes and prices at velux.ie



Quattro combination

External frame sizes (w×h) cm	CK02	CK04	CK06	FK06	MK04	MK06	MK08	PK06	PK08	PK10	SK06	SK08	UK04	UK08
	55×78	55×98	55×118	66×118	78×98	78×118	78×140	94×118	94×140	94×160	114×118	114×140	134×98	134×140

Flashing for 100mm frame distance

EKW S0229* for profiled roofing material up to 120mm	601	615	643	690	690	725	774	821	863	891	856	912	912	980
EKL S0225* for slate up to 8mm thick	601	615	643	690	690	725	774	821	863	891	856	912	912	980

For Quattro combination see page 48 for additional information.



Duo combination

External frame sizes (w×h) cm	CK02	CK04	CK06	FK06	MK04	MK06	MK08	PK06	PK08	PK10	SK06	SK08	UK04	UK08
	55×78	55×98	55×118	66×118	78×98	78×118	78×140	94×118	94×140	94×160	114×118	114×140	134×98	134×140

Flashing for 100mm frame distance

EKW S00W02* for profiled roofing material up to 120mm	289	295	309	332	332	348	372	394	415	428	411	438	438	471
EKL S00L02* for slate up to 8mm thick	289	295	309	332	332	348	372	394	415	428	411	438	438	471

For Duo combination see page 50 for additional information.
* Includes installation products BDX 2000.

All prices in EUR (€)
Find all flashing types, sizes and prices at velux.ie



Sloping and fixed

External frame sizes (w×h) cm	MK04	MK06	MK08	PK06	PK08	PK10	SK06	SK08	UK04	UK08
	78×98	78×118	78×140	94×118	94×140	94×160	114×118	114×140	134×98	134×140

Flashing for upper element

EDW 2000* for profiled roofing material up to 120mm	137	143	153	162	171	176	169	180	180	194
EDL 2000* for slate up to 8mm thick	137	143	153	162	171	176	169	180	180	194
EDJ 2000* for recessed installation into profiled roofing material up to 90mm	213	224	238	253	266	275	264	281	281	302
EDN 2000* for recessed installation into slate up to 8mm thick	218	229	245	267	273	282	271	288	288	310

Flashing for extension element

	WK34
ETW 2000 for profiled roofing material up to 120mm	91
ETL 2000 for slate up to 8mm thick	91
ETJ 2000 for recessed installation into profiled roofing material up to 90mm	193
ETN 2000 for recessed installation into slate up to 8mm thick	193

For Sloping and fixed see page 52 for additional information. * Includes installation products BDX 2000.



Sloping and vertical

External frame sizes (w×h) cm	MK04	MK06	MK08	PK06	PK08	PK10	SK06	SK08	UK04	UK08
	78×98	78×118	78×140	94×118	94×140	94×160	114×118	114×140	134×98	134×140

Flashing

EFW 2012 for profiled roofing material up to 120mm	239	251	268	284	299	308	296	315	315	339
EFL 2012 for slate up to 8mm thick	239	251	268	284	299	308	296	315	315	339
EFJ 2012 for recessed installation into profiled roofing material up to 90mm	410	430	459	487	512	528	508	541	541	581
EFN 2012 for recessed installation into slate up to 8mm thick	410	430	459	487	512	528	508	541	541	581

For Sloping and vertical see page 54 for additional information.
* Includes installation products BDX 2000.

All prices in EUR (€)
Find all flashing types, sizes and prices at velux.ie

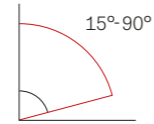


BBX 0000



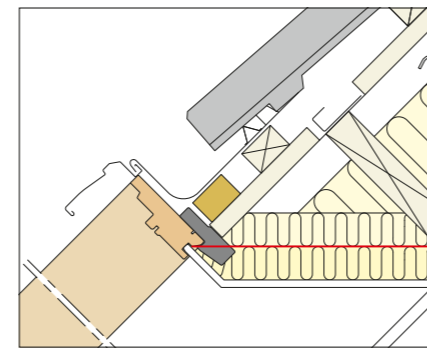
BBX 1000

Roof pitch



Characteristics

- The perpendicular design at the top and bottom of the lining sub-construction creates an extra 70mm space for insulation.



- The lining sub-construction is mounted on the roof window in under five minutes saving valuable time compared to a traditional lining construction.



Vapour barrier including lining sub-construction

Prevent condensation

Save time and hassle by using the VELUX vapour barrier collar that fits perfectly into the groove of the roof window. The vapour barrier collar guarantees an airtight solution, preventing condensation forming in the roof construction.

- Fits perfectly to the dimensions of the roof window.
- Pre-fitted rubber seals throughout guarantee a vapour-tight solution.
- Unique application tool ensures one-step procedure.

Reduce cold bridges and installation time

The new VELUX lining sub-construction reduces cold bridges by providing additional space for insulation around the roof window. This increases the surface temperature of the roof window and improves indoor climate. The sub-construction is quick and easy to install and it provides a stable structure for securing the insulation and cutting lining boards to the perfect size.

- Reduces cold bridges by creating extra room for insulation.
- Enables lining design without a facing.
- Fast and secure installation.

External frame sizes (w×h) cm	CK02	CK04	CK06	FK06	MK04	MK06	MK08	PK06	PK08	PK10	SK06	UK04
	55×78	55×98	55×118	66×118	78×98	78×118	78×140	94×118	94×140	94×160	114×118	134×98
From February to August 2026												
BBX 0000	35	37	38	40	40	41	43	43	45	47	45	45
NEW from September 2026												
BBX 1000	48	49	52	54	54	56	59	59	61	63	61	61
Including lining sub-construction												

All prices in EUR (€)
Find all flashing types, sizes and prices at velux.ie



Lining

If you want a ready-made solution, our prefabricated linings make installation easy, with no need for additional painting or adhesives.

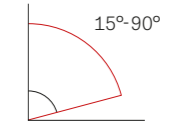
VELUX linings are made in water-resistant and maintenance-free PVC material and fit perfectly with VELUX roof windows.

- Click-on brackets save time and ensure correct installation.
- Design allows extra insulation and minimises cold bridges.
- Includes BBX vapour barrier for an airtight seal.

External frame sizes (w×h) cm	CK02	CK04	CK06	FK06	MK04	MK06	MK08	PK06	PK08	SK06	UK04	
	55×78	55×98	55×118	66×118	78×98	78×118	78×140	94×118	94×140	114×118	134×98	
White PVC Lining including BBX												
LSB 2000	For roof thickness up to 300mm	216	221	225	230	230	235	244	244	248	251	267
LSC 2000	For roof thickness up to 400mm	268	274	279	285	285	291	302	302	308	311	331
LSD 2000	For roof thickness up to 500mm	433	443	452	462	462	471	490	490	499	504	528


All prices in EUR (€)
Find EPDs at velux.ie/technical-library

Roof pitch




Characteristics

- The white finish provides maximum daylight influx.



- The shape ensures correct warm air circulation that helps to prevent condensation.





Blinds and shutters

Heat protection products

Page 96

Combined interior and exterior
Anti-heat blackout shutter
Anti-heat blackout blind
Anti-heat blind

Roller blinds

Page 102

Nature collection
Children's collection
Colour by You
Blackout
Duo blackout
Basic blackout
Translucent

Pleated blinds

Page 112

Blackout energy
Translucent

Venetian blinds

Page 116

Insect screen

Page 117

Blinds for flat roof windows can be found on page 128 and 136.

5
Year
Guarantee

5-year guarantee for solar and electric Anti-heat blackout shutters, Anti-heat blackout blinds, Anti-heat blinds and interior blinds.

3-year guarantee* for manual interior blinds, insect screens and manual exterior Anti-heat blinds.

* Except Basic blackout blind, which comes with a 2-year guarantee.

Optimal light and climate control for all year round comfort

Focus
Complete solution

VELUX roof windows fill your home with daylight and fresh air. Having the right weather and sun protection also ensures a pleasant indoor climate and helps save energy.

Exterior weather and heat protection

Choose Anti-heat blinds and shutters to create a shield between the sun's rays and the roof windows to prevent direct sunlight from entering the home. Rain noise is also significantly reduced.

More information from page 96.

Interior light control

Choose interior blinds to complement a room, soften incoming light or provide privacy or blackout to ensure a good night's sleep or a daytime nap. In the colder months, they will help to keep the room warm and create a cosy atmosphere.

More information from page 102.

Anti-heat blackout shutter + Blackout energy pleated blind

Up to 5°C* cooler in summer + heat energy savings in winter.

Add insect screens to enjoy fresh air without unwanted visitors

More information from page 117.

* Data from a simulated south-facing room with two VELUX GGU 70 roof windows in size MK06 (78.0 x 117.8cm), July – August 2023, recorded in London. Based on a study by VELUX 2023 on the effects of accessories in summer.



Combine interior and exterior blinds for optimal comfort


Buy your interior and exterior blind together and save 10%

Find your perfect pairing with a manual interior blind and exterior Anti-heat blind.

- Combine a manual interior blind and exterior Anti-heat blind and enjoy double the benefit, for less.
- Interior blinds are available in 4 standard colours and in 2 side rail options – white or brushed aluminium.
- The manual Anti-heat blind comes with simple-to-handle hook fixing for positioning on the outside of your roof window.
- Transparent fabric lets in light and retains the view to the outside.
- Easy self-installation from the inside.




Heat protection plus blackout (DOP)*
Anti-heat blind + Blackout roller blind



Heat protection plus blackout and insulation (FOP)*
Anti-heat blind + Blackout energy pleated blind

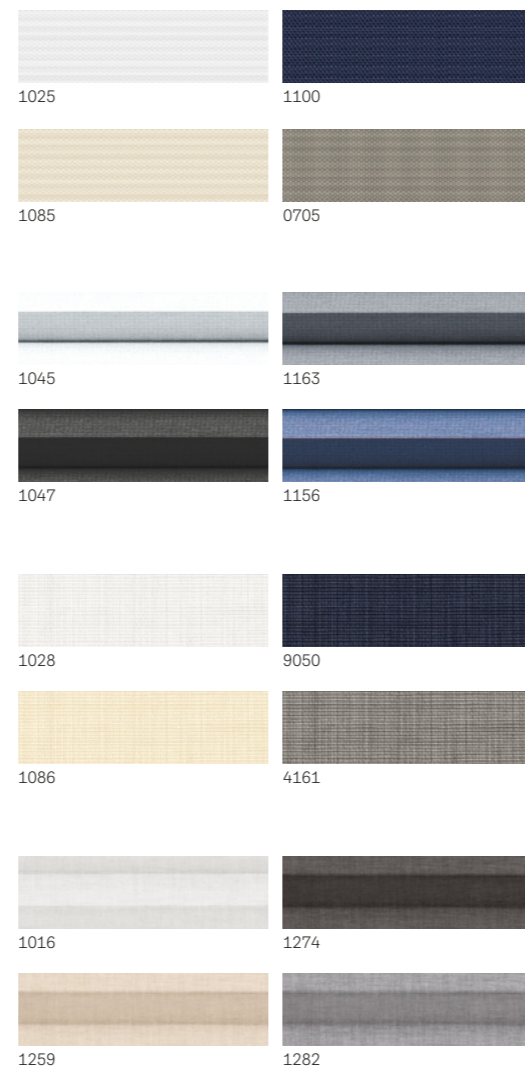


Heat protection plus light dimming (ROF)*
Anti-heat blind + Translucent roller blind



Heat protection plus light dimming (FOL)*
Anti-heat blind + Translucent pleated blind

Colour options



Most sold window sizes	CK01 C01	CK02 C02	CK04 C04	CK06 C06	FK06 F06	MK04 M04	MK06 M06	MK08 M08	PK04 P04	PK08 P08	PK10 P10	SK06 S06	UK04 U04	UK08 U08	
															Sizes (w×h) cm
	55×70	55×78	55×98	55×118	66×118	78×98	78×118	78×140	94×98	94×140	94×160	114×118	134×98	134×140	
	□	□	□	□	□	□	□	□	□	□	□	□	□	□	
Manual operation	DOP K sizes, e.g. MK04	153	153	158	165	185	187	194	201	216	231	238	246	261	281
	DOP Non K sizes, e.g. M04	145	145	149	158	175	178	185	190	206	218	225	236	248	266
	FOP	174	174	181	192	212	214	225	232	249	267	276	284	299	324
	ROF	153	153	158	165	185	187	194	201	216	231	238	246	261	281
FOL	163	163	171	180	198	201	208	216	233	249	256	266	281	302	











* DOP, ROF, FOP and FOL: Are not suitable for GGU, GPU white maintenance-free roof windows with a 3-digit reference number (eg GGU 304), or for GGLS roof windows.

To order the blind with white side rails, simply add WL to the end of your product code.

All prices in EUR (€)
Find all sizes, prices and more related products at velux.ie

Blinds and shutters selection guide

Find the ideal solution that protects from the outdoor elements and controls heat and light inside.

			Operation			Function							
			More info	Solar	Electric	Manual	Heat protection	Blackout	Insulation	Light filtering	Privacy	Noise reduction	Burglary prevention
Exterior heat protection													
	Anti-heat blackout shutter Enjoy superior heat protection, blackout and insulation all year round.	page 97	SSL	SML / SMH	-	●●●●	●●●●	●●	-	●●●●	●●●	●●●	-
	Anti-heat blackout blind Effective heat protection and blackout for comfort day and night.	page 98	SSS	-	-	●●●●	●●●	●	-	●●●●	●●●	-	-
	Anti-heat blind Offers heat protection whilst still allowing light in and retaining your view to the outside.	page 99	MSL	MML	MHL	●●●	-	-	●●●	●●	●●●	-	-
Interior light control													
	Blackout roller blind Sleep well day or night. The ideal solution to darken the room.	page 106	DSL	DML	DKL	●	●●●●	●●	-	●●●●	-	-	-
	Duo blackout roller blind Two blinds in one: a blackout blind for a good night's sleep and a pleated blind to diffuse light and increase privacy.	page 108	-	-	DFD	●	●●●●	●●	●●●●	●●●●	-	-	-
	Blackout energy pleated blind Perfect for bedrooms that need blackout at night and extra insulation against the cold.	page 113	FSC	FMC	FHC	●	●●●●	●●●	-	●●●●	-	-	-
	Basic blackout blind Provides a blackout effect. Ideal for replacing an old blind with a cost-effective solution. Only compatible with roof windows manufactured before 2014.	page 109	-	-	DBL	●	●●●	●	-	●●●●	-	-	-
	Translucent roller blind Offers privacy whilst still allowing natural light in.	page 110	RSL	RML	RFL	-	-	-	●●●●	●●●	-	-	-
	Translucent pleated blind Provides an excellent way to control daylight and add a decorative touch.	page 114	FSL	FML	FHL	-	-	-	●●●●	●●●	-	-	-
	Venetian blind A classic, moisture-resistant light-dimming and privacy solution that's easy to clean.	page 116	-	-	PAL	●	●	-	●●●	●●●	-	-	-

● Good ●● Very good ●●● Excellent ●●●● Best

Outdoor protection, indoor comfort all year round

Our wide range of VELUX exterior Anti-heat products helps protect your home from overheating in the summer and provides extra insulation on cold days, keeping your indoor temperature comfortable. Our solar products use daylight energy as their power source, eliminating the need for wiring and offering a seamless installation from inside the room.

All year round temperature control

Create a shield between the sun's rays and your roof windows to prevent the direct sunlight from entering your home. This helps to keep the indoor temperature cooler, reducing the need for air conditioning and lowering energy costs. In colder months, shutters provide an additional shield from the outside to keep the warmth in.

Durability and longevity

Crafted from high-quality materials, our Anti-heat blinds and shutters are designed to withstand the harshest weather conditions, while maintaining their functionality and visual appeal for years to come.

Easy installation

Designed to seamlessly match your VELUX roof windows, our products offer a hassle-free installation. With installation taking place from inside the room, you'll have your new Anti-heat blinds or shutters up in no time!

Discover the exterior blind or shutter that best meets the needs of your home.

Anti-heat blackout shutter

Heat protection, blackout and insulation

See more on page 97.



Heat protection	● ● ● ●
Blackout	● ● ● ●
Insulation	● ●
Daylight exposure	
Burglary prevention	● ● ●
Weather protection	● ● ● ●

Anti-heat blackout blind

Heat protection and blackout

See more on page 98.



Heat protection	● ● ● ●
Blackout	● ● ●
Insulation	●
Daylight exposure	
Burglary prevention	● ● ●
Weather protection	● ●

Anti-heat blind

Heat protection and transparency


See more on page 99.



Heat protection	● ● ●
Blackout	
Insulation	
Daylight exposure	● ● ●
Burglary prevention	● ● ●
Weather protection	●



Up to 5°C cooler inside*



Aluminium profiles: 0000

Indoor climate

Heat protection, blackout and insulation all year round.

Heat protection	● ● ● ●
Blackout	● ● ● ●
Insulation	● ●
Daylight exposure	
Burglary prevention	● ● ●
Weather protection	● ● ● ●

Remotes and Apps

Easily control your VELUX solar and electric products with our remote controls or apps.

Read more on page 23.

Anti-heat blackout shutter

Take full control of your indoor comfort with the superior heat protection and blackout offered by the VELUX Anti-heat blackout shutter. The ideal choice for year-round use, the sturdy aluminium shield exterior offers the very best outdoor protection.

- All-in-one protection.
- Best heat protection and sun screening.

- Excellent blackout.
- Provides an additional shield from the outside to keep the warmth in the room during colder months.
- Rain noise reduction.
- Effective protection of roof window and against break-ins.
- Can be combined with a decorative interior blind and an Insect screen.

Most sold window sizes	CK01 C01	CK02 C02	CK04 C04	CK06 C06	FK06 F06	MK04 M04	MK06 M06	MK08 M08	PK04 P04	PK08 P08	PK10 P10	SK06 S06	UK04 U04	UK08 U08
Sizes (w×h) cm	55×70	55×78	55×98	55×118	66×118	78×98	78×118	78×140	94×98	94×140	94×160	114×118	134×98	134×140
	□	□	□	□	□	□	□	□	□	□	□	□	□	□
Solar SSL**	594	594	634	654	682	674	708	748	728	810	850	822	816	950
Electric SML	446	446	476	492	512	508	532	562	548	608	638	618	614	714
Electric SMH***	-	-	-	-	716	-	746	788	-	852	-	866	-	-


KUX 110 control system is needed if you install an SML into a manually operated VELUX roof window. SSL and SML can be installed on roof windows one above the other, at least 25cm apart and SMH at least 30cm apart and on roof windows next to each other at least 10cm apart.

* Data from a simulated south-facing room with two VELUX GGU 70 roof windows in size MK06 (78.0 x 117.8cm), July – August 2023, recorded in London. Based on a study by VELUX 2023 on the effects of accessories in summer.

** For installation on solar-powered roof windows or added solar openers for manual roof windows, please contact VELUX Customer Service to ensure compatibility.

*** SMH is designed for VELUX electric top-hung roof windows.

All prices in EUR (€)
Find all sizes, prices and more related products at velux.ie
Find EPDs at velux.ie/technical-library



Solid blackout fabric
0000

Indoor climate

- Heat protection and blackout all year round.

Heat protection	● ● ● ●
Blackout	● ● ●
Insulation	●
Daylight exposure	
Burglary prevention	
Weather protection	● ●

Remotes and Apps

Easily control your VELUX solar products with our remote controls or apps.

Read more on page 23.

Anti-heat blackout blind

Beat the heat with this effective combination. VELUX Anti-heat blackout blinds block heat and light and are ideal for those who want to keep comfortable indoors on hot days and sleep better on warm nights. Solar powered and easy to install with no need for wiring.

- Effective combination.
- Great heat protection.
- Blocks out light.
- Rain noise reduction.
- Tough, durable polyester fabric.
- Easy self-installation from inside the room.
- Can be combined with a decorative interior blind and an Insect screen.

Most sold window sizes	CK01 C01	CK02 C02	CK04 C04	CK06 C06	FK06 F06	MK04 M04	MK06 M06	MK08 M08	PK04 P04	PK08 P08	PK10 P10	SK06 S06	UK04 U04	UK08 U08
Sizes (w×h) cm	55×70	55×78	55×98	55×118	66×118	78×98	78×118	78×140	94×98	94×140	94×160	114×118	134×98	134×140
Solar SSS**	356	356	382	394	410	406	426	450	438	486	512	494	490	572

For old VELUX roof window generations (VES), a ZOZ 238 installation kit set is needed. For VELUX electric top-hung roof windows, a ZOZ 229S kit set is needed.

* Data from a simulated south-facing room with two VELUX GGU 70 roof windows in size MK06 (78.0 x 117.8cm), July – August 2023, recorded in London. Based on a study by VELUX 2023 on the effects of accessories in summer.

** For installation on solar-powered roof windows or added solar openers for manual roof windows, please contact VELUX Customer Service to ensure compatibility.

All prices in EUR (€)
Find all sizes, prices and more related products at velux.ie
Find EPDs at velux.ie/technical-library



Transparent fabric
5060

Indoor climate

- Heat protection and transparency all year round.

Heat protection	● ● ●
Blackout	
Insulation	
Daylight exposure	● ● ●
Burglary prevention	
Weather protection	●

Remotes and Apps

Easily control your VELUX solar and electric products with our remote controls or apps.

Read more on page 23.

Anti-heat blind

Keep your indoors cool and comfortable all day with VELUX Anti-heat blinds that block incoming heat before it ever hits your VELUX roof windows. The ideal choice for home offices or living rooms where you want cooler temperatures and to reduce glare on sunny days.

- Effective heat reduction.
- Transparent fabric lets in light and retains the view to the outside.
- Rain noise reduction.
- Easy self-installation from inside the room.
- Can be combined with a decorative interior blind and an Insect screen.

Most sold window sizes	CK01 C01	CK02 C02	CK04 C04	CK06 C06	FK06 F06	MK04 M04	MK06 M06	MK08 M08	PK04 P04	PK08 P08	PK10 P10	SK06 S06	UK04 U04	UK08 U08
Sizes (w×h) cm	55×70	55×78	55×98	55×118	66×118	78×98	78×118	78×140	94×98	94×140	94×160	114×118	134×98	134×140
Solar MSL**	290	290	310	320	332	330	346	366	356	396	416	402	398	464
Electric MML	290	290	310	320	332	330	346	366	356	396	416	402	398	464
Manual MHL	86	86	86	86	100	106	106	106	124	124	124	138	150	150

For old VELUX roof window generations (VES), a ZOZ 238 installation kit set is needed. For VELUX electric top-hung roof windows, a ZOZ 229S kit set is needed.

* Data from a simulated south-facing room with two VELUX GGU 70 roof windows in size MK06 (78.0 x 117.8cm), July – August 2023, recorded in London. Based on a study by VELUX 2023 on the effects of accessories in summer.

** For installation on solar-powered roof windows or added solar openers for manual roof windows, please contact VELUX Customer Service to ensure compatibility.

All prices in EUR (€)
Find all sizes, prices and more related products at velux.ie
Find EPDs at velux.ie/technical-library

More flexible and intuitive than ever before

Our solar and electric blinds range can be easily operated remotely or manually via a slider, positioned directly on the product.

The design offers a number of product benefits:

Optimised design

The slimmer profile along the bottom of the blind integrates seamlessly with the roof window, providing an unobstructed view and maximum daylight.

Quieter motor

Regardless of operation, the motor runs almost without sound.

A solution to suit everyone

Available in a wide range of colours and fabrics including blackout, energy pleated and translucent.

Even longer guarantee

Comes with an extended guarantee of 5 years.



Unique design
Available in a wide range of colours.

Slimmer profile
Lets in maximum daylight.

Multiple operation
Operate remotely or manually via the slider.

CO₂ reduced with recycled materials




Translucent roller blind RFY




Blackout roller blind DKY

Colour options

Blackout roller blind DKY



Translucent roller blind RFY



Nature collection

For design and environmentally-conscious consumers, our Nature collection roller blinds come in a range of colours that allow you to bring the peace and tranquility of nature directly into your home. The blinds are made from a minimum 50% recycled fabric and 75% recycled aluminium and have a lower carbon footprint than the standard option. This allows you to enjoy the same high quality as every VELUX product but, with a 50% reduced carbon footprint during production compared to ordinary VELUX blinds.

Blackout roller blind DKY

- Excellent blackout to darken the room.

Translucent roller blind RFY

- Softens incoming light and provides privacy.

Blackout roller blind DKY and Translucent roller blind RFY

- Available with white or brushed aluminium side rails.
- Combine with an exterior Anti-heat blind or shutter for effective heat protection. Read more on page 96.
- Combine with an Insect screen to enjoy fresh air without unwanted visitors. Read more on page 117.

✓ Installation – it just clicks

- Click the blind on. Add side rails. That's it. Original VELUX blinds are tailored to your roof window, making installation fast and easy.

Certifications

- OEKO-TEX® STANDARD 100 (2276-378) – The original safety standard.
- OEKO-TEX® STeP (22002567) – Responsible production for people and planet.
- Our products hold verified EPD certificates complying with the European Standard EN 15804+A2.



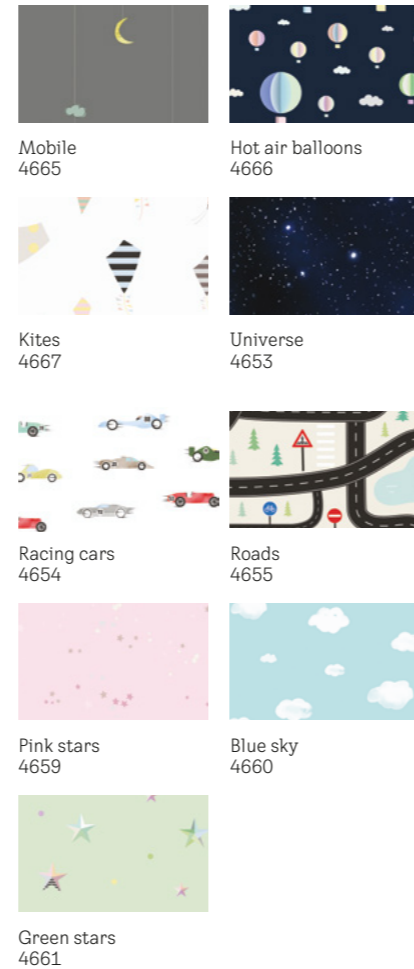
Most sold window sizes	CK01 C01	CK02 C02	CK04 C04	CK06 C06	FK06 F06	MK04 M04	MK06 M06	MK08 M08	PK04 P04	PK08 P08	PK10 P10	SK06 S06	UK04 U04	UK08 U08
Sizes (w×h) cm	55×70	55×78	55×98	55×118	66×118	78×98	78×118	78×140	94×98	94×140	94×160	114×118	134×98	134×140
Manual operation	DKY 96	DKY 96	DKY 104	DKY 114	DKY 120	DKY 118	DKY 126	DKY 134	DKY 134	DKY 152	DKY 160	DKY 158	DKY 162	DKY 186
	RFY 96	RFY 96	RFY 104	RFY 114	RFY 120	RFY 118	RFY 126	RFY 134	RFY 134	RFY 152	RFY 160	RFY 158	RFY 162	RFY 186

To order the blind with white side rails, simply add WL to the end of your product code.

All prices in EUR (€)
Find all sizes and prices at velux.ie
Find EPDs at velux.ie/technical-library



Colour options



Children's collection

The greatest adventures start with a good night's sleep. VELUX Children's collection blinds feature inspirational and cheerful designs made for children's rooms. Available as a Blackout blind or as Duo blackout blind that combines blackout and light dimming in one solution.

Blackout roller blind DKL

- Excellent blackout to darken the room.

Duo blackout roller blind DFD

- Two ways to control light in one solution – blackout the room completely or soften incoming light.
- Choose any Children's collection Blackout roller blind combined with a white pleated blind.

Blackout roller blind DKL and Duo blackout roller blind DFD

- Available with white or brushed aluminium side rails.
- Combine with an exterior Anti-heat blind or shutter for effective heat protection. Read more on page 96.
- Combine with an Insect screen to enjoy fresh air without unwanted visitors. Read more on page 117.

Most sold window sizes	CK02 C02	CK04 C04	CK06 C06	FK06 F06	MK04 M04	MK06 M06	MK08 M08	PK04 P04	PK08 P08	PK10 P10	SK06 S06	UK04 U04	UK08 U08		
Sizes (w×h) cm	55×78	55×98	55×118	66×118	78×98	78×118	78×140	94×98	94×140	94×160	114×118	134×98	134×140		
Manual operation	DKL	K sizes, e.g. MK04	96	104	114	120	118	126	134	134	152	160	158	162	186
	DKL	Non K sizes, e.g. M04	86	92	102	108	106	114	122	120	136	144	142	146	166
	DFD		126	134	148	158	152	164	176	174	196	208	204	210	240

✓ Installation – it just clicks

- Click the blind on. Add side rails. That's it. Original VELUX blinds are tailored to your roof window, making installation fast and easy.

Certifications

- OEKO-TEX® STANDARD 100 (1076-184) – The original safety standard.
- OEKO-TEX® STeP (22002567) – Responsible production for people and planet.

All prices in EUR (€)
Find all sizes and prices at velux.ie

To order the blind with white side rails, simply add WL to the end of your product code.



Colour by You

The Colour by You collection lets you customise your roller blinds. Choose from thousands of colours to create the look that you've been dreaming of. Get inspired by trying the colour selection tool at veluxshop.ie and start customising your blinds today.

- Available for Translucent roller blind (RFL, RML, RSL), Blackout roller blind (DKL, DML, DSL) and Duo blackout roller blind (DFD). All with a choice of white or brushed aluminium side rails.
- Combine with an exterior Anti-heat blind or shutter for effective heat protection. Read more on page 96.
- Combine with an Insect screen to enjoy fresh air without unwanted visitors. Read more on page 117.

Most sold window sizes	CK01 C01	CK02 C02	CK04 C04	CK06 C06	FK06 F06	MK04 M04	MK06 M06	MK08 M08	PK04 P04	PK08 P08	PK10 P10	SK06 S06	UK04 U04	UK08 U08		
Sizes (w×h) cm	55×70	55×78	55×98	55×118	66×118	78×98	78×118	78×140	94×98	94×140	94×160	114×118	134×98	134×140		
Solar	RSL	224	224	232	242	248	246	254	262	262	280	288	286	290	314	
	DSL	224	224	232	242	248	246	254	262	262	280	288	286	290	314	
Electric	RML	224	224	232	242	248	246	254	262	262	280	288	286	290	314	
	DML	224	224	232	242	248	246	254	262	262	280	288	286	290	314	
Manual operation	RFL	96	96	104	114	120	118	126	134	134	152	160	158	162	186	
	DKL	K sizes, e.g. MK04	96	96	104	114	120	118	126	134	134	152	160	158	162	186
	DKL	Non K sizes, e.g. M04	86	86	92	102	108	106	114	122	120	136	144	142	146	166
DFD		126	126	134	148	158	152	164	176	174	196	208	204	210	240	

✓ Installation – it just clicks

- Click the blind on. Add side rails. That's it. Original VELUX blinds are tailored to your roof window, making installation fast and easy.

Remotes and Apps

- Easily control your VELUX solar and electric products with our remote controls or apps.

Read more on page 23.

Certifications

- OEKO-TEX® STANDARD 100 (1076-184) – The original safety standard.
- OEKO-TEX® STeP (22002567) – Responsible production for people and planet.

All prices in EUR (€)
Find all sizes and prices at velux.ie

To order the blind with white side rails, simply add WL to the end of your product code.




Colour options

Standard colours




1085 1100 0705 1025

Trend colours



3009 4574 4559 4564 4575



4576 4578 4577 4579 4580



4581 4556

Blackout roller blind

The VELUX Blackout roller blind offers blackout for darkness anytime, ideal for bedrooms to ensure a good night's sleep or a daytime nap.

- Excellent blackout.
- Upgrade to a solar or electric blind to enjoy complete light-control at your fingertips.
- Available with white or brushed aluminium side rails.
- Combine your manual blind with an Anti-heat blind and save 10%. Read more on page 92.
- Combine with an Insect screen to enjoy fresh air without unwanted visitors. Read more on page 117.

✓ Installation – it just clicks

- Click the blind on. Add side rails. That's it. Original VELUX blinds are tailored to your roof window, making installation fast and easy.

Remotes and Apps

Easily control your VELUX solar and electric products with our remote controls or apps.

Read more on page 23.

Certifications


- OEKO-TEX® STANDARD 100 (1076-184) – The original safety standard.
- OEKO-TEX® SteP (22002567) – Responsible production for people and planet.

Most sold window sizes		CK01 C01	CK02 C02	CK04 C04	CK06 C06	FK06 F06	MK04 M04	MK06 M06	MK08 M08	PK04 P04	PK08 P08	PK10 P10	SK06 S06	UK04 U04	UK08 U08	
Sizes (w×h) cm		55×70	55×78	55×98	55×118	66×118	78×98	78×118	78×140	94×98	94×140	94×160	114×118	134×98	134×140	
	Standard	212	212	218	226	234	230	238	246	244	260	268	264	268	290	
	Trend	224	224	232	242	248	246	254	262	262	280	288	286	290	314	
	Standard	212	212	218	226	234	230	238	246	244	260	268	264	268	290	
	Trend	224	224	232	242	248	246	254	262	262	280	288	286	290	314	
	Standard	K sizes, e.g. MK04	84	84	90	98	106	102	110	118	116	132	140	136	140	162
	Trend	K sizes, e.g. MK04	96	96	104	114	120	118	126	134	134	152	160	158	162	186
	Standard	Non K sizes, e.g. M04	76	76	80	90	94	92	100	106	104	118	126	124	126	146
	Trend	Non K sizes, e.g. M04	86	86	92	102	108	106	114	122	120	136	144	142	146	166

KUX 110 control system is needed if you install an DML onto a manually operated VELUX roof window. To order the blind with white side rails, simply add WL to the end of your product code.


All prices in EUR (€)
Find all sizes and prices at velux.ie



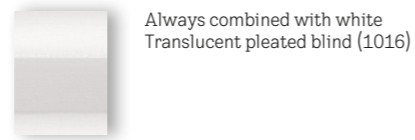



Colour options

Standard colours



Trend colours



Always combined with white Translucent pleated blind (1016)

✓ Installation – it just clicks

- Click the blind on. Add side rails. That's it. Original VELUX blinds are tailored to your roof window, making installation fast and easy.

Certifications

- OEKO-TEX® STANDARD 100 (1076-184) – The original safety standard.
- OEKO-TEX® STeP (22002567) – Responsible production for people and planet.

Duo blackout roller blind

VELUX Duo blackout roller blind is a blackout roller and a translucent pleated blind in one. It offers the best of both worlds – blackout at night and softly diffused light during the day.

- Two ways to control light in one solution – excellent blackout to darken the room or soften incoming light.
- Choose any colour blackout roller blind combined with a white pleated blind (1016).
- Available with white or brushed aluminium side rails.
- Combine with an exterior Anti-heat blind or shutter for effective heat protection. Read more on page 96.
- Combine with an Insect screen to enjoy fresh air without unwanted visitors. Read more on page 117.

Most sold window sizes	CK01 C01	CK02 C02	CK04 C04	CK06 C06	FK06 F06	MK04 M04	MK06 M06	MK08 M08	PK04 P04	PK08 P08	PK10 P10	SK06 S06	UK04 U04	UK08 U08	
Sizes (w×h) cm	55×70	55×78	55×98	55×118	66×118	78×98	78×118	78×140	94×98	94×140	94×160	114×118	134×98	134×140	
Manual DFD	Standard	108	108	116	128	136	132	144	152	152	172	182	178	182	210
	Trend	126	126	134	148	158	152	164	176	174	196	208	204	210	240


To order the blind with white side rails, simply add WL to the end of your product code.

All prices in EUR (€)
Find all sizes and prices at velux.ie



Colour options

Standard colours



✓ Installation – it just clicks

- Click the blind on. Add side rails. That's it. Original VELUX blinds are tailored to your roof window, making installation fast and easy.

Certifications

- OEKO-TEX® STANDARD 100 (1076-184) – The original safety standard.
- OEKO-TEX® STeP (22002567) – Responsible production for people and planet.

Basic blackout blind

The VELUX Basic blackout blind is a good alternative for roof windows manufactured before 2014. It is an ideal solution if you simply want to replace your old blind with a cost-effective solution.

- Blackout effect.
- Stepless positioning.
- Only available for VELUX roof windows manufactured before 2014.
- Available in 4 colours and comes with a 2-year guarantee.
- Combine with an exterior Anti-heat blind or shutter for effective heat protection. Read more on page 96.

Most sold window sizes	C02	C04	F06	M04	M06	M08	P08	S06	U04	U08
Sizes (w×h) cm	55×78	55×98	66×118	78×98	78×118	78×140	94×140	114×118	134×98	134×140
Manual operation DBL	56	56	66	64	70	74	82	86	88	102


Only available with brushed aluminium side rails.

All prices in EUR (€)
Find all sizes and prices at velux.ie



Colour options

Standard colours



Trend colours



Translucent roller blind

VELUX Translucent roller blinds provide privacy whilst still allowing in natural light. Perfect for living rooms, offices and playrooms.

- Softens incoming light and provides privacy.
- Upgrade to a solar or electric blind to enjoy complete light-control at your fingertips.
- Available with white or brushed aluminium side rails.
- Combine your manual blind with a manual Anti-heat blind and save 10%. Read more on page 92.
- Combine with an Insect screen to enjoy fresh air without unwanted visitors. Read more on page 117.

✓ Installation – it just clicks

- Click the blind on. Add side rails. That's it. Original VELUX blinds are tailored to your roof window, making installation fast and easy.

Remotes and Apps

- Easily control your VELUX solar and electric products with our remote controls or apps.

Read more on page 23.

Certifications

- OEKO-TEX® STANDARD 100 (1076-184) – The original safety standard.
- OEKO-TEX® STeP (22002567) – Responsible production for people and planet.

Most sold window sizes		CK01 C01	CK02 C02	CK04 C04	CK06 C06	FK06 F06	MK04 M04	MK06 M06	MK08 M08	PK04 P04	PK08 P08	PK10 P10	SK06 S06	UK04 U04	UK08 U08
Sizes (w×h) cm		55×70	55×78	55×98	55×118	66×118	78×98	78×118	78×140	94×98	94×140	94×160	114×118	134×98	134×140
		□	□	□	□	□	□	□	□	□	□	□	□	□	□
Solar RSL	Standard	212	212	218	226	234	230	238	246	244	260	268	264	268	290
	Trend	224	224	232	242	248	246	254	262	262	280	288	286	290	314
Electric RML	Standard	212	212	218	226	234	230	238	246	244	260	268	264	268	290
	Trend	224	224	232	242	248	246	254	262	262	280	288	286	290	314
Manual RFL	Standard	84	84	90	98	106	102	110	118	116	132	140	136	140	162
	Trend	96	96	104	114	120	118	126	134	134	152	160	158	162	186

KUX 110 control system is needed if you install an RML onto a manually operated VELUX roof window. To order the blind with white side rails, simply add WL to the end of your product code.

All prices in EUR (€)
Find all sizes and prices at velux.ie






Blackout energy pleated blind

VELUX Blackout energy pleated blinds provide both blackout and insulation, perfect for bedrooms that need blackout at night and extra insulation. Adjust the blind from the top or the bottom* to let in exactly the right amount of light.

- When installed, the blind can reduce window heat loss by up to 21%** for increased comfort
- Blackout for a great night's sleep or a nap during the day.
- Insulation for increased comfort during colder months.
- A flying blind design that can be placed anywhere on the roof window.*
- Upgrade to a solar or electric blind to enjoy complete light-control at your fingertips.
- Available with white or brushed aluminium side rails.
- Combine your manual blind with a manual Anti-heat blind and save 10%. Read more on page 92.
- Combine with an Insect screen to enjoy fresh air without unwanted visitors. Read more on page 117.

Colour options

Standard colours



Trend colours



✓ Installation – it just clicks

- Click the blind on. Add side rails. That's it. Original VELUX blinds are tailored to your roof window, making installation fast and easy.

Remotes and Apps

- Easily control your VELUX solar and electric products with our remote controls or apps.

Read more on page 23.


Certifications

- OEKO-TEX® STANDARD 100 (1076-184) – The original safety standard.
- OEKO-TEX® STeP (22002567) – Responsible production for people and planet.

Most sold window sizes		CK01 C01	CK02 C02	CK04 C04	CK06 C06	FK06 F06	MK04 M04	MK06 M06	MK08 M08	PK04 P04	PK08 P08	PK10 P10	SK06 S06	UK04 U04	UK08 U08
Sizes (w×h) cm		55×70	55×78	55×98	55×118	66×118	78×98	78×118	78×140	94×98	94×140	94×160	114×118	134×98	134×140
		□	□	□	□	□	□	□	□	□	□	□	□	□	□
Solar FSC	Standard	236	236	244	256	264	260	272	280	280	300	310	306	310	338
	Trend	254	254	262	276	286	280	292	304	302	324	336	332	338	368
Electric FMC	Standard	236	236	244	256	264	260	272	280	280	300	310	306	310	338
	Trend	254	254	262	276	286	280	292	304	302	324	336	332	338	368
Manual FHC	Standard	108	108	116	128	136	132	144	152	152	172	182	178	182	210
	Trend	126	126	134	148	158	152	164	176	174	196	208	204	210	240


KUX 110 control system is needed if you install an FMC onto a manually operated VELUX roof window. To order the blind with white side rails, simply add WL to the end of your product code.
 * Manual version only.
 ** The thermal insulation percentage is based on the blind installed in a triple-glazed roof window (IGU66SG).

All prices in EUR (€)
 Find all sizes and prices at velux.ie




Colour options

Standard colours




1016 1274 1259 1282


Trend colours



1276 1277 1278 1279



1280 1281 1256 1275



1283 1284 1285 1286

Translucent pleated blind

The VELUX Translucent pleated blind is a decorative solution that provides privacy whilst diffusing soft natural light into your room. Adjust the blind from the top or the bottom* to let in exactly the right amount of light.

- Softens incoming light and provides privacy.
- A flying blind design that can be placed anywhere on the roof window.*
- Upgrade to a solar or electric blind to enjoy complete light-control at your fingertips.
- Available with white or brushed aluminium side rails.
- Combine with an exterior Anti-heat blind or shutter for effective heat protection. Read more on page 96.
- Combine with an Insect screen to enjoy fresh air without unwanted visitors. Read more on page 117.

✓ Installation – it just clicks

- Click the blind on. Add side rails. That's it. Original VELUX blinds are tailored to your roof window, making installation fast and easy.

Remotes and Apps

- Easily control your VELUX solar and electric products with our remote controls or apps.

Read more on page 23.

Certifications

- OEKO-TEX® STANDARD 100 (1076-184) – The original safety standard.
- OEKO-TEX® STeP (22002567) – Responsible production for people and planet.

Most sold window sizes	CK01 C01	CK02 C02	CK04 C04	CK06 C06	FK06 F06	MK04 M04	MK06 M06	MK08 M08	PK04 P04	PK08 P08	PK10 P10	SK06 S06	UK04 U04	UK08 U08	
Sizes (w×h) cm	55×70	55×78	55×98	55×118	66×118	78×98	78×118	78×140	94×98	94×140	94×160	114×118	134×98	134×140	
	□	□	□	□	□	□	□	□	□	□	□	□	□	□	
Solar FSL	Standard	224	224	232	242	248	246	254	262	262	280	288	286	290	314
	Trend	-	238	246	258	266	262	274	284	282	302	312	308	314	342
Electric FML	Standard	224	224	232	242	248	246	254	262	262	280	288	286	290	314
	Trend	-	238	246	258	266	262	274	284	282	302	312	308	314	342
Manual FHL	Standard	96	96	104	114	120	118	126	134	134	152	160	158	162	186
	Trend	-	110	118	130	138	134	146	156	154	174	184	180	186	214


KUX 110 control system is needed if you install an FML onto a manually operated VELUX roof window.

To order the blind with white side rails, simply add WL to the end of your product code.

* Manual version only.


All prices in EUR (€)
Find all sizes and prices at velux.ie





Colour options

Standard colours




7001

7057

✓ Installation – it just clicks

- Click the blind on. Add side rails. That's it. Original VELUX blinds are tailored to your roof window, making installation fast and easy.

Details



Unique and discreet tilt mechanism makes it quick and easy to tilt the slats.

Venetian blind

This classic solution for light dimming and privacy is perfect for bathrooms and kitchens. It is moisture-resistant and easy to clean.

- Preserves your view while providing privacy.
- Cordless operation.
- Available with white or brushed aluminium side rails.
- Combine with an exterior Anti-heat blind or shutter for effective heat protection. Read more on page 96.
- Combine with an Insect screen to enjoy fresh air without unwanted visitors. Read more on page 117.

Most sold window sizes	CK01 C01	CK02 C02	CK04 C04	CK06 C06	FK06 F06	MK04 M04	MK06 M06	MK08 M08	PK04 P04	PK08 P08	PK10 P10	SK06 S06	UK04 U04	UK08 U08	
Sizes (w×h) cm	55×70	55×78	55×98	55×118	66×118	78×98	78×118	78×140	94×98	94×140	94×160	114×118	134×98	134×140	
Manual PAL	Standard	108	108	116	128	136	132	144	152	152	172	182	178	182	210

To order the blind with white side rails, simply add WL to the end of your product code.


All prices in EUR (€)
Find all sizes and prices at velux.ie



Insect screen

Enjoy fresh air without unwanted visitors with a VELUX Insect screen. The screen is simple to operate and can be combined with any other VELUX interior or exterior blind. It has transparent net fabric and stows neatly away in the slim top casing when not in use.

- 100% insect-proof material.
- Transparent net fabric does not obstruct your view.
- Durable, wind-resistant fabric for long-lasting performance.
- OEKO-TEX® STANDARD 100 (1076-184) – The original safety standard.
- OEKO-TEX® STeP (22002567) – Responsible production for people and planet.
- The screen can be combined with any other VELUX interior or exterior blind.



Determine the correct size

- Measure the inner wall width (A) and height (B) to find the size code and price of your insect screen in the table below.
- If you have two heights (B) or heights above 2400mm – two insect screens and one connector set ZOZ 157 SWL are needed.
- IMPORTANT:** Insect screen size codes may differ from window size code, please measure (A) and (B) and find correct size code in the table below before ordering.

Installation

- Quick and easy installation.

	A						
	0-438mm	439-530mm	531-640mm	641-760mm	761-922mm	923-1120mm	1121-1285mm
0-1600mm	ZIL BK04	ZIL CK02	ZIL FK08	ZIL MK06	ZIL PK25	ZIL SK06	ZIL UK04
	126	117	154	154	188	191	197
1601-2000mm	SPECIAL ORDER	ZIL CK06	ZIL FK08	ZIL MK06	ZIL PK06	ZIL SK06	ZIL UK10
	-	139	154	154	169	191	237
2001-2400mm	SPECIAL ORDER	SPECIAL ORDER	ZIL FK08	ZIL MK10	ZIL PK10	ZIL SK10	ZIL UK10
	-	-	154	184	196	223	237

B

All prices in EUR (€)
Find all sizes and prices at velux.ie



10
Year
Guarantee

Flat roof windows

Curved glass rooflight Page 122

Flat glass rooflight Page 124

Special function glass rooflight Page 126

Blinds for curved and flat glass rooflights Page 128

Standard glass rooflight Page 130

Dome with glazing Page 132





Special function dome with glazing Page 134

**Blinds for standard glass rooflights
and domes with glazing** Page 136

Vario by VELUX bespoke rooflights Page 138

The full range of flat roof windows

We offer a complete range of flat roof windows to cover all projects and budgets. From innovative curved and flat glass rooflights to traditional domes, the VELUX flat roof window portfolio is broad and has something for everyone.

 <p>Curved glass rooflight</p> <p>Top performer with CurveTech</p> <ul style="list-style-type: none"> Maximum daylight area Excellent energy performance State-of-the-art design Excellent sound reduction Clear view and drainage with CurveTech <p>(Price example 100 x 100cm) €1,680</p> <p>See more page 122 →</p>	 <p>Flat glass rooflight</p> <p>Daylight, design and aesthetics</p> <ul style="list-style-type: none"> Maximum daylight area Excellent energy performance State-of-the-art design Excellent sound reduction <p>(Price example 100 x 100cm) €1,408</p> <p>See more page 124 →</p>	 <p>Standard glass rooflight</p> <p>Essential performance. Reliable design</p> <ul style="list-style-type: none"> Good daylight area Reliable energy performance Modern glass design with attention to detail Good sound insulation <p>(Price example 100 x 100cm) €1,190</p> <p>See more page 130 →</p>	 <p>Dome with glazing</p> <p>Advanced dome solution</p> <ul style="list-style-type: none"> Good daylight area Good energy performance Classic design Good sound reduction <p>(Price example 100 x 100cm) €1,041</p> <p>See more page 132 →</p>
--	---	--	---

Bespoke solution


- If you are looking for a bespoke solution, check out Vario by VELUX on page 138.



Specifications for flat roof windows

	Curved glass rooflight	Flat glass rooflight	Standard glass rooflight	Dome with glazing
Application areas	• Habitable rooms	• Habitable rooms	• Habitable rooms	• Habitable rooms
Roof pitch	• 0 - 15°	• 2 - 15°	• 2 - 15°	• 0 - 15°
Design	<ul style="list-style-type: none"> Curved glass top 88% daylight area* Glass-to-edge inside view Glass-to-edge curved top Integrated motor in frame Discreetly placed blinds Better view and drainage with CurveTech 	<ul style="list-style-type: none"> Flat glass top 88% daylight area* Glass-to-edge inside view Glass-to-edge flat top Integrated motor in frame Discreetly placed blinds 	<ul style="list-style-type: none"> Standard glass top 70% daylight area* Perfectly fitting blinds Integrated motor in frame 	<ul style="list-style-type: none"> Clear or opaque dome skin 70% daylight area*
Performance	<ul style="list-style-type: none"> Glass top and base unit with double- or triple glazing Insulating glass unit with inner laminated glass (P4A) Urc,ref300: 0,65 W/(m²K)** Arc,ref300: 4.4 m²** Sound insulation 39 db** Burglary resistant as standard*** 	<ul style="list-style-type: none"> Glass top and base unit with double- or triple glazing Insulating glass unit with inner laminated glass (P4A) Urc,ref300: 0,75 W/(m²K)** Arc,ref300: 4.1 m²** Sound insulation 39 db** Burglary resistant as standard*** 	<ul style="list-style-type: none"> Standard glass top with aluminium frame and base unit with double glazing Insulating glass unit with inner laminated glass (P4A) U-value: 0,75 W/(m²K)** Area: 3.9 m²** Sound insulation 36 db** Burglary resistant as standard*** 	<ul style="list-style-type: none"> Dome skin and base unit with double glazing Insulating glass unit with inner laminated glass (P4A) U-value: 0,80 W/(m²K)** Area: 3.4 m²** Sound insulation 36 db** Burglary resistant as standard***
Operation	<ul style="list-style-type: none"> Solar Electric Fixed 	<ul style="list-style-type: none"> Solar Electric Fixed 	<ul style="list-style-type: none"> Electric Fixed 	<ul style="list-style-type: none"> Electric Fixed
Smart home and sensors	<ul style="list-style-type: none"> Compatible with remotes and apps Pre-installed rain sensor as standard Pre-paired wall switch 	<ul style="list-style-type: none"> Compatible with remotes and apps Pre-installed rain sensor as standard Pre-paired wall switch 	<ul style="list-style-type: none"> Compatible with remotes and apps Pre-installed rain sensor as standard Pre-paired wall switch 	<ul style="list-style-type: none"> Compatible with remotes and apps Pre-installed rain sensor as standard Pre-paired wall switch
Heat protection and daylight adjustment	<ul style="list-style-type: none"> Anti-heat blind (solar) – Optimised and discreet placement Blackout blind (solar) – Optimised and discreet placement Insect screen (manual, cleanable, removable) 	<ul style="list-style-type: none"> Anti-heat blind (solar) – Optimised and discreet placement Blackout blind (solar) – Optimised and discreet placement Insect screen (manual, cleanable, removable) 	<ul style="list-style-type: none"> Anti-heat blind (solar) Translucent and blackout blinds (solar/electric) 	<ul style="list-style-type: none"> Anti-heat blind (solar) Blackout energy pleated blind (solar/electric)

* Daylight area stated as per method in EAD 220062-00-0401 (CE marking). Numbers mentioned are for a size 100100.
 ** U-value, area and sound insulation is stated for fixed variants with either Q variant 2-layer glazing unit (standard glass and dome with glazing) and 2-layer glazing unit (flat glass and curved glass). U-values and areas are calculated for roof window size 1.2x1.2m, with a kerb height of 300mm, in accordance with method in EN 1873:2014+A1:2016.
 *** Complies with EU legislative requirements for burglary resistance, class 2.



Roof pitch



Details

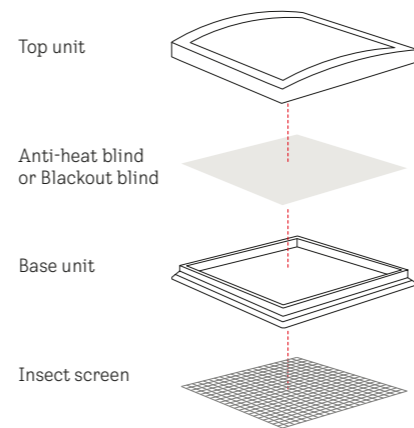
- The premium choice for homeowners with 0-15° roof pitches.
- Glass-to-edge curved glass top unit.
- Unique roof window construction with a slim frame and invisible sash.
- Available with double or triple glazing for excellent energy performance and sound reduction.
- Laminated insulated glass unit for safety.
- Burglary resistant.*
- Comes in solar, electric and fixed variants.
- Solar and electric variants deliver fresh air at the touch of a button and have an integrated rain sensor.

* Complies with EU legislative requirements for burglary resistance, class 2.

Blind options

- The blinds are discreetly placed in the base unit construction, between the lower pane and outer glass, and do not compromise daylight, design or your view to the sky.

See more about blinds options on page 128.



Mounting of blinds is done most conveniently during the rooflight installation process.

Remotes and Apps

Easily control your VELUX solar and electric products with our remote controls or apps.

Free App Control included. Read more at velux.ie/freeapp

Motor placement

- On all rectangular sizes, the motor is placed on the long side. Please refer to the installation instructions for further details.



Available sizes

	060060	090060	080080	090090	100100	120090	120120	150080	150100	150120	150150	200060	200100
Hole in roof (wxh) cm	60x60	90x60	80x80	90x90	100x100	120x90	120x120	150x80	150x100	150x120	150x150	200x60	200x100
External frame size (wxh) cm	82x82	112x82	102x102	112x112	122x122	142x112	142x142	172x102	172x122	172x142	172x172	222x82	222x122
Window opening*													
U _w -VALUE**													

Top unit		060060	090060	080080	090090	100100	120090	120120	150080	150100	150120	150150	200060	200100
ISU 1093	Curved glass top unit	659	727	785	872	969	1,008	1,259	1,172	1,279	1,502	1,744	1,327	1,831

Base unit		060060	090060	080080	090090	100100	120090	120120	150080	150100	150120	150150	200060	200100	
CVU 0320Q	Solar base unit, 2-layer glazing	0.65/4.4	1,257	1,307	1,350	1,414	1,485	1,513	1,641	1,556	1,663	1,777	1,954	1,663	2,272
CVU 0325Q	Solar base unit, 3-layer glazing	0.55/4.4	1,403	1,467	1,523	1,606	1,698	1,735	1,902	1,791	1,929	2,077	2,308	1,929	2,465
CVU 0220Q	Electric base unit, 2-layer glazing	0.65/4.4	1,257	1,307	1,350	1,414	1,485	1,513	1,641	1,556	1,663	2,193	2,331	1,663	2,107
CVU 0225Q	Electric base unit, 3-layer glazing	0.55/4.4	1,403	1,467	1,523	1,606	1,698	1,735	1,902	1,791	1,929	2,077	2,308	1,929	2,465
CFU 0020Q	Fixed base unit, 2-layer glazing	0.65/4.4	483	533	576	640	711	739	867	782	889	1,659	1,786	1,482	1,572
CFU 0025Q	Fixed base unit, 3-layer glazing	0.55/4.4	629	693	749	832	924	961	1,128	1,017	1,155	1,954	2,197	1,765	1,691

Installation accessories		060060	090060	080080	090090	100100	120090	120120	150080	150100	150120	150150	200060	200100
ZCU 0015	Extension kerb with flange 160mm	381	403	408	425	438	443	500	460	521	548	644	526	627
ZZZ 210U	Securing kit for roofing material	63	66	67	70	72	73	82	76	86	90	106	86	103
LSF 2000	Lining*	378	405	414	432	450	459	486	464	504	504	540	518	563

Recommended blinds and shutters		060060	090060	080080	090090	100100	120090	120120	150080	150100	150120	150150	200060	200100
MSU 5070	Solar Anti-heat blind	421	431	440	449	458	481	499	472	504	522	572	513	600

* Lining for flat roof. This all-in-one solution includes PVC panels, vapour barrier and facings.
 ** Calculated for a reference size of 1.2x1.2m and 300mm upstand, in a 0° roof pitch.

All prices in EUR (€)
 Find all sizes and prices at velux.ie

Curved glass rooflight

Solar, electric or fixed variants available

The VELUX glass rooflight with curved glass is a revolution in roof window design. The unique design with a slim frame and invisible sash provides maximum daylight and a beautiful glass-to-edge view from inside the home – even with a blind installed. In addition, the curved-shaped glass top allows rainwater to easily drain off the surface – even on 0° roof pitches.

- Maximum daylight area.
- Excellent energy performance.
- State-of-the-art design.
- Excellent sound reduction.
- Clear view and drainage.

Find EPDs at velux.ie/technical-library



Flat glass rooflight

Solar, electric or fixed variants available

The VELUX Flat glass rooflight will bring the magic of daylight into your home. The unique design with a slim frame and invisible sash provides maximum daylight and a beautiful design from inside the home – even with a blind installed.

- Maximum daylight area.
- Excellent energy performance.
- State-of-the-art design.
- Excellent sound reduction.

Find EPDs at veluxie/technical-library

Roof pitch



Details

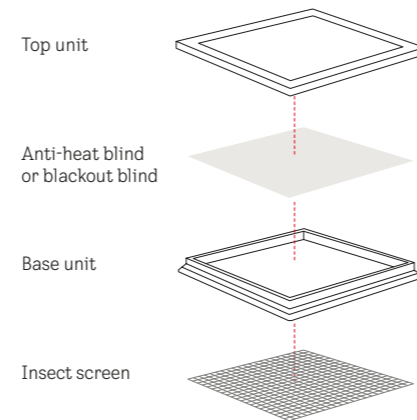
- The elegant choice for roof pitches from 2-15°.
- Glass-to-edge flat glass top unit.
- Unique roof window construction with a slim frame and invisible sash.
- Available with double or triple glazing for excellent energy performance and sound reduction.
- Laminated insulated glass unit for safety.
- Burglary resistant.*
- Comes in solar, electric and fixed variants.
- Solar and electric variants deliver fresh air at the touch of a button and have an integrated rain sensor.

* Complies with EU legislative requirements for burglary resistance, class 2.

Blind options

- The blinds are discreetly placed in the base unit construction, between the lower pane and outer glass, and do not compromise daylight, design or your view to the sky.

See more about blinds options on page 128.



Mounting of blinds is done most conveniently during the rooflight installation process.

Remotes and Apps

Easily control your VELUX solar and electric products with our remote controls or apps.

Free App Control included. Read more at veluxie/freeapp

Motor placement

On all rectangular sizes, the motor is placed on the long side. Please refer to the installation instructions for further details.



Available sizes	060060	090060	080080	090090	100100	120090	120120	150080	150100	150120	150150	200060	200100
Hole in roof (wxh) cm	60x60	90x60	80x80	90x90	100x100	120x90	120x120	150x80	150x100	150x120	150x150	200x60	200x100
External frame size (wxh) cm	82x82	112x82	102x102	112x112	122x122	142x112	142x142	172x102	172x122	172x142	172x172	222x82	222x122

h	w	U _w -VALUE**												
Window opening*		Urc,ref300 W/(m²K)/ Arc,ref300 Area m²												

Top unit														
ISU 2093	Flat glass top unit	474	523	565	627	697	725	906	843	920	1,080	1,255	955	1,317

Base unit															
CVU 0320Q	Solar base unit, 2-layer glazing	0.75/4.1	1,257	1,307	1,350	1,414	1,485	1,513	1,641	1,556	1,663	1,777	1,954	1,663	2,272
CVU 0325Q	Solar base unit, 3-layer glazing	0.60/4.1	1,403	1,467	1,523	1,606	1,698	1,735	1,902	1,791	1,929	2,077	2,308	1,929	2,465
CVU 0220Q	Electric base unit, 2-layer glazing	0.75/4.1	1,257	1,307	1,350	1,414	1,485	1,513	1,641	1,556	1,663	2,193	2,331	1,663	2,107
CVU 0225Q	Electric base unit, 3-layer glazing	0.60/4.1	1,403	1,467	1,523	1,606	1,698	1,735	1,902	1,791	1,929	2,077	2,308	1,929	2,465
CFU 0020Q	Fixed base unit, 2-layer glazing	0.75/4.1	483	533	576	640	711	739	867	782	889	1,659	1,786	1,482	1,572
CFU 0025Q	Fixed base unit, 3-layer glazing	0.60/4.1	629	693	749	832	924	961	1,128	1,017	1,155	1,954	2,197	1,765	1,691

Installation accessories														
ZCU 0015	Extension kerb with flange 160mm	381	403	408	425	438	443	500	460	521	548	644	526	627
ZZZ 210U	Securing kit for roofing material	63	66	67	70	72	73	82	76	86	90	106	86	103
LSF 2000	Lining*	378	405	414	432	450	459	486	464	504	504	540	518	563

Recommended blinds and shutters														
MSU 5070	Solar Anti-heat blind	421	431	440	449	458	481	499	472	504	522	572	513	600

* Lining for flat roof. This all-in-one solution includes PVC panels, vapour barrier and facings.
 ** Calculated for a reference size of 1.2x1.2m and 300mm upstand, in a 0° roof pitch.

All prices in EUR (€)
 Find all sizes and prices at veluxie



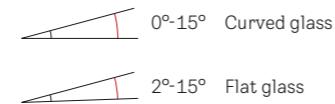
Glass rooflight electric roof exit

Curved or flat glass variant available

The VELUX Glass rooflight electric exit offers safe and easy roof access for maintenance, plus daily comfort ventilation. Each unit includes a mandatory safety and ventilation switch kit to prevent entrapment and fall-through.


- Easy access via indoor switch and key.
- Secure exit with outdoor locking function.
- Comfort ventilation for daily airing.
- Compatible with VELUX Control unit KES 305 (not included).

Roof pitch




Details

- Note: this product is compatible with VELUX glass rooflight blinds MSU and DSU.



Curved glass

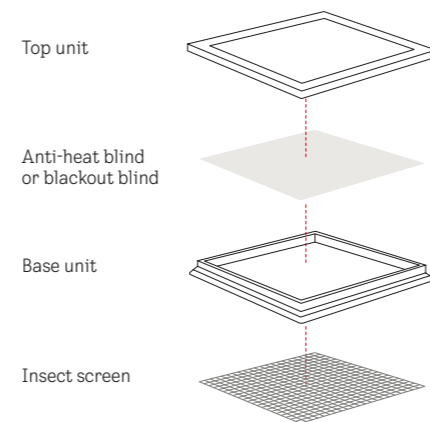


Flat glass

Blind options

- The blinds are discreetly placed in the base-unit construction, between the lower pane and outer glass, and do not compromise daylight, design or your views to the sky.

See more about blinds options on page 128.



Mounting of blinds is done most conveniently during the rooflight installation process.

Curved glass rooflight electric exit

Available sizes	100100	120120	150100
Hole in roof (wxh) cm	100x100	120x120	150x100

Window opening* h w	U-VALUE**		
	Urc,ref300 W/(m²K)	Arc,ref300 Area m²	

Top unit

ISU 1093	Curved glass top unit	969	1,259	1,279
----------	-----------------------	-----	-------	-------

Base unit and exit safety and comfort ventilation kit

	CXU 0220K01	Electric base unit, 2 layer glazing. Exit safety kit with rain sensor included	0.75	4.41	3,736	4,439	4,535
	CXU 0225K01	Electric base unit, 3 layer glazing. Exit safety kit with rain sensor included	0.65	4.41	4,695	5,610	5,735

Control unit

KES 305	Control unit for glass rooflight exit 5A, for the control of 1 rooflight exit	-	-	242
---------	---	---	---	-----

Installation accessories

ZCU 0015	Extension kerb 160mm flange	438	500	521
ZZZ 210U	Securing kit for roofing felt	72	82	86
LSF 2000	Lining***	450	486	504

Flat glass rooflight electric exit

Available sizes	100100	120120	150100
Hole in roof (wxh) cm	100x100	120x120	150x100

Window opening* h w	U-VALUE**		
	Urc,ref300 W/(m²K)	Arc,ref300 Area m²	

Top unit

ISU 2093	Flat glass top unit	697	906	920
----------	---------------------	-----	-----	-----

Base unit and exit safety and comfort ventilation kit

	CXU 0220K01	Electric base unit, 2 layer glazing. Exit safety kit with rain sensor included	0.75	4.41	3,736	4,439	4,535
	CXU 0225K01	Electric base unit, 3 layer glazing. Exit safety kit with rain sensor included	0.65	4.41	4,695	5,610	5,735

Control unit

KES 305	Control unit for glass rooflight exit 5A, for the control of 1 rooflight exit	-	-	242
---------	---	---	---	-----

Installation accessories

ZCU 0015	Extension kerb 160mm flange	438	500	521
ZZZ 210U	Securing kit for roofing felt	72	82	86
LSF 2000	Lining***	450	486	504

* On the rectangular size, the window opens on the long side.


** Calculated for a reference size of 1.2x1.2m and 300mm upstand, in a 0° roof pitch.

*** Lining for flat roof. This all-in-one solution includes PVC panels, vapour barrier and facings.

All prices in EUR (€)
Find all sizes and prices at velux.ie




Anti-heat blind (MSU)




5070




Blackout blind (DSU)



4550



Insect screen (ZIU)



0000



Important!
Remember to install blinds at the same time as rooflights

Blinds for curved and flat glass rooflights

Anti-heat blind

The Anti-heat blind provides light dimming and heat protection to maintain a cool and comfortable room. The blind is discreetly placed inside the rooflight, and is easily installed from the roof when installing the rooflight.

- Reduces overheating.
- Semi-transparent fabric for light control and sky view.
- Solar-powered blind with remote control.
- Not compatible with Blackout blind.

Blackout blind

The VELUX Blackout blind for glass rooflights blocks outside light anytime and is perfect for bedrooms. It is discreetly placed inside the rooflight and easily installed from the roof when installing the rooflight.

- Perfect sleep – day or night.
- Excellent blackout.
- Great for bedrooms and media rooms.
- Solar-powered blind with remote control.
- Not compatible with Anti-heat blind.

Insect screen


The VELUX Insect screen for glass rooflights lets you enjoy fresh air and a view to the sky without the distraction of insects. It comes in a contemporary white design and is easy to install and simple to remove for cleaning.

- Fresh air and 100% insect-proof.
- Durable, transparent net fabric does not obstruct your view.
- Can be combined with an Anti-heat blind or a Blackout blind.

Roof window size (wxh) cm	060060	080080	090060	090090	100100	120090	120120	150080	150100	150120	150150	200060	200100	
	60x60	80x80	90x60	90x90	100x100	120x90	120x120	150x80	150x100	150x120	150x150	200x60	200x100	
	<input type="checkbox"/>	<input type="checkbox"/>	<input type="checkbox"/>	<input type="checkbox"/>	<input type="checkbox"/>	<input type="checkbox"/>	<input type="checkbox"/>	<input type="checkbox"/>	<input type="checkbox"/>	<input type="checkbox"/>	<input type="checkbox"/>	<input type="checkbox"/>	<input type="checkbox"/>	
Solar MSU	Anti-heat blind	421	440	431	449	458	481	499	472	504	522	572	513	600
Solar DSU	Blackout blind	421	440	431	449	458	481	499	472	504	522	572	513	600
Manual ZIU	Insect screen	98	102	100	104	106	111	116	109	117	121	133	119	139

Solar MSU and DSU can be combined with our remotes and apps solutions for multiple product operation, scheduling and automation. Read more about these solutions on page 23.

All prices in EUR (€)
Find all sizes and prices at velux.ie



Standard glass rooflight

Electric and fixed variant available

The Standard glass rooflight delivers great value at an affordable price through an unmatched combination of well-tested VELUX quality, competitive technical performance and modern glass design.

Featuring a 2-layer low-energy pane, it lets daylight flood into your room while still maintaining energy efficiency and acoustic insulation. Its clean lines and perfect roof fit make it a valuable addition to any home or building.

- Good daylight area.
- Reliable energy performance.
- Modern glass design with attention to detail.
- Good sound reduction.
- Proven and tested VELUX quality.

Find EPDs at velux.ie/technical-library

Roof pitch



Details

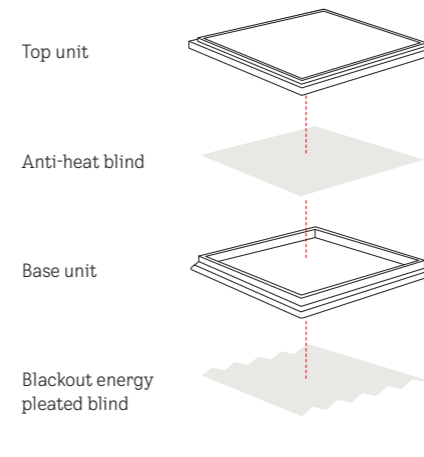
- The perfect choice for roof pitches from 2-15°.
- Modern glass design with aluminium frame.
- PVC base unit construction provides good thermal and sound reduction.
- Comes with double glazing.
- Laminated insulated glass unit for safety.
- Burglary resistant*.
- Comes in electrically vented or fixed variant.
- Electrically vented variant provides fresh air at the touch of a button and has an integrated rain sensor.

* Complies with EU legislative requirements for burglary resistance, class 2.

Blind options

- Considering blinds at the same time as the window is recommended. There are different blind options to choose from, both for heat protection and blackout purposes.

See more about blinds options on page 136.



Remotes and Apps

Easily control your VELUX solar and electric products with our remote controls or apps.

Free App Control included. Read more at velux.ie/freeapp

NEW
Autumn
2026



Available sizes	060060	060090	080080	090090	100100	090120	120120	100150
Hole in roof (wxh) cm	60x60	60x90	80x80	90x90	100x100	90x120	120x120	100x150
External frame size (wxh) cm	78x78	78x108	98x98	108x108	118x118	108x138	138x138	118x168

Window opening*	U-VALUE**		Blind options							
	W/m² K	Area	☑	☑	☑	☑	☑	☑	☑	☑

Top unit		060060	060090	080080	090090	100100	090120	120120	100150
ISG 2093	Standard glass top with aluminium frame	401	429	452	519	564	598	734	745

Base unit		060060	060090	080080	090090	100100	090120	120120	100150		
CVP 0673QVA	Electrically vented burglary-resistant base	0.80	3.4	1,137	1,169	1,194	1,269	1,319	1,357	1,457	1,494
CFP 0073QV	Fixed, burglary-resistant base	0.80	3.4	444	476	501	576	626	664	764	801

Installation accessories		060060	060090	080080	090090	100100	090120	120120	100150
ZCE 0015	Extension kerb with flange 160mm	272	288	291	304	313	316	357	372
ZZZ 210	Securing kit for roofing materials	63	66	67	70	72	73	82	86
LSF 2000	Lining***	378	405	414	432	450	459	486	504



Recommended blinds and shutters		060060	060090	080080	090090	100100	090120	120120	100150
MSG 6090	Solar Anti-heat blind	346	354	361	369	372	383	391	398

* On all rectangular sizes (electric base unit), the window opens on the short side.

** Calculated for a reference size of 1.2x1.2m and 300mm upstand, in a 2° roof pitch.

*** Lining for flat roof. This all-in-one solution includes PVC panels, vapour barrier and facings.

All prices in EUR (€)
Find all sizes and prices at velux.ie



Dome with glazing

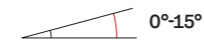
Electric and fixed variant available

The VELUX Dome with glazing is an advanced dome solution for installation in 0-15° roof pitches. It is an effective product for letting in daylight and fresh air, without compromising on energy efficiency and comfort with sun and heat protection products. The insulated base unit has an integrated 2-layer insulating glass unit and the polycarbonate top unit is available in a clear or opaque version.

- Good daylight area.
- Good energy performance.
- Classic design.
- Good sound reduction.

Find EPDs at velux.ie/technical-library

Roof pitch



Details

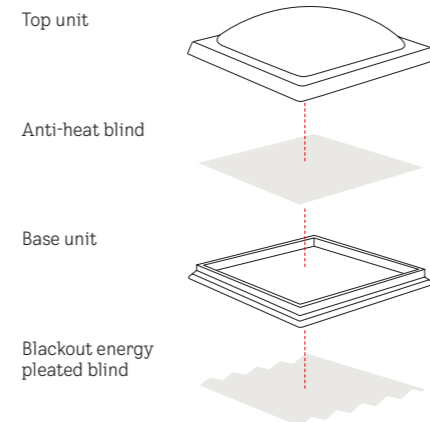
- Opaque dome for optimal privacy or clear dome for daylight and view to the sky.
- Base unit construction with insulating glass unit provides good thermal insulation.
- Comes with double glazing.
- Laminated insulated glass unit for safety.
- Burglary resistant.*
- Comes in a fixed or electrically vented variant.
- Electrically vented variant provides fresh air at the touch of a button and has an integrated rain sensor.

* Complies with EU legislative requirements for burglary resistance, class 2.

Blind options

- Considering blinds at the same time as the roof window is recommended. There are different blind options to choose from, both for heat protection and blackout purposes.


See more about blind options on page 136.



Remotes and Apps

Easily control your VELUX solar and electric products with our remote controls or apps.

Free App Control included. Read more at velux.ie/freeapp



Available sizes	060060	060090	080080	090090	100100	090120	120120	100150	150150			
Hole in roof (wxh) cm	60x60	60x90	80x80	90x90	100x100	90x120	120x120	100x150	150x150			
External frame size (wxh) cm	78x78	78x108	98x98	108x108	118x118	108x138	138x138	118x138	168x168			
Window opening*												
U _w -VALUE**												
Area												
Top unit												
ISD 0010G	Clear polycarbonate dome	295	315	332	382	415	440	540	548	747		
ISD 0110G	Opaque polycarbonate dome	295	315	332	382	415	440	540	548	747		
Base unit												
CVP 0673QVA	Electrically-vented burglary-resistant base	0.80	3.4	1,137	1,169	1,194	1,269	1,319	1,357	1,457	1,494	1,701
CFP 0073QV	Fixed, burglary-resistant base	0.80	3.4	444	476	501	576	626	664	764	801	1,008
Installation accessories												
ZCE 0015	Extension kerb with flange 160mm	272	288	291	304	313	316	357	372	460		
ZZZ 210	Securing kit for roofing material	63	66	67	70	72	73	82	86	106		
LSF 2000	Lining***	378	405	414	432	450	459	486	504	540		
Recommended blinds and shutters												
MSG 6090	Solar Anti-heat blind	346	354	361	369	372	383	391	398	-		

* On all rectangular sizes (electric base unit), the roof window opens on the short side.

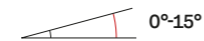
** Calculated for a reference size of 1.2x1.2m and 300mm upstand, in a 0° roof pitch.

*** Lining for flat roof. This all-in-one solution includes PVC panels, vapour barrier and facings.

All prices in EUR (€)
Find all sizes and prices at velux.ie



Roof pitch



Details

- Note: this product is not compatible with VELUX flat roof blinds FMG, FMK and MSG.



Roof exit


The manually operated Roof exit window opens extra wide to provide easy access to the roof. Fully compliant with all relevant EU legislative requirements, the VELUX Roof exit is a double glazed roof window with a laminated inner pane that prevents glass from splintering in the event of breakage. It is available with an opaque or clear polycarbonate dome.

- Extra-large opening for easy access to the roof.
- Improved comfort with low-energy double glazing.
- Tilted interior frame increases daylight in the room.
- Opening angle of approximately 60°.
- Excellent insulating value and sound reduction.

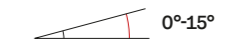
Available sizes	090120	100100	120120
Hole in roof (wxh) cm	90x120	100x100	120x120
External frame size (wxh) cm	108x138	118x118	138x138
Window opening*			
U_w-VALUE**			
W/m ² K			
Area			
Top unit			
ISD 0010G Clear polycarbonate dome	440	415	540
ISD 0110G Opaque polycarbonate dome	440	415	540
Base unit			
CXP 0473Q Manually operated Roof exit window base	0.86	3.4	1,340
Installation accessories			
ZCE 0015 Extension kerb with flange 160mm	316	313	357
ZZZ 210 Securing kit for roofing material	73	72	82

* On the rectangular size, the roof window opens on the short side.
 ** Calculated for a reference size of 1.2x1.2m and 300mm upstand, in a 0° roof pitch.
 Find EPDs at velux.ie/technical-library

All prices in EUR (€)
 Find all sizes and prices at velux.ie




Roof pitch



Details

- Specific smoke ventilation accessories may be required and can be purchased separately.
- Only compatible with VELUX flat roof blinds FSK and MSG. An approval by local fire authorities is needed before installation.



Smoke ventilation

The Smoke ventilation roof window automatically opens when smoke and fire are detected to release smoke and excess heat. It can also be opened for fresh air to improve the indoor climate. Its burglar-proof construction provides additional security while a laminated inner pane prevents glass from shattering if it breaks.

- Available for 1.13m² (100x100cm) or 1.48m² (120x120cm) of smoke-free geometric ventilation area.
- Compliant with EU legislative requirements.
- Automatically opens in case of fire.
- Heavy-duty reliable scissor opening mechanism.
- Low-energy double glazing with two energy coatings.
- Tested and certified to EN ISO 12101-2.

Available sizes	100100	120120
Hole in roof (wxh) cm	100x100	120x120
External frame size (wxh) cm	118x118	138x138
U_w-VALUE*		
W/m ² K		
Area		
Top unit		
ISD 0010G Clear polycarbonate dome	415	540
ISD 0110G Opaque polycarbonate dome	415	540
Base unit		
CSP 1073Q Smoke ventilation roof window base unit	0.99	3.4
Specific smoke ventilation accessories		
KFC 310 EU Control unit for 1 CSP	-	771
KFA 100 Smoke detector	-	113
KFK 300 Break glass point	-	108

* Calculated for a reference size of 1.2x1.2m and 300mm upstand, in a 0° roof pitch.
 Find EPDs at velux.ie/technical-library

All prices in EUR (€)
 Find all sizes and prices at velux.ie




Anti-heat blind

The VELUX Anti-heat blind provides light dimming and heat protection so your indoor temperature stays cool and comfortable. This makes it perfect for living rooms with activity during the day.

6090



Blackout energy pleated blind



1045

1047

Blinds for standard glass rooflights and domes with glazing*

Anti-heat blind**

The VELUX Anti-heat blind provides light dimming and heat protection so your indoor temperature stays cool and comfortable. This makes it perfect for living rooms with activity during the day.

- Reduces solar heating.
- Semi-transparent fabric lets in natural light.
- Available in solar powered operation with app and remote control.

Blackout energy pleated blind

The VELUX blackout energy pleated blind for flat roof windows darkens the room and protects against cold. This makes it the ideal choice for bedrooms and living rooms.

- Blackout and insulating effect.
- Available in solar-powered and electric operation with app and remote control.
- OEKO-TEX® STANDARD 100 (1076-184) – The original safety standard.
- OEKO-TEX® STeP (22002567) – Responsible production for people and planet.

*Also compatible with Curved top unit (ISD 1093) and Flat top unit (ISD 2093) for roof windows CFP/CVP bought before July 2021.

Solar-powered blinds are not compatible with opaque dome with glazing variants.

**Anti-heat blind not compatible with flat glass top unit ISD 2093 for roof windows CFP/CVP.




Roof window size (w×h) cm	060060	060090	080080	090090	100100	090120	120120	100150	150150	
	60×60	60×90	80×80	90×90	100×100	90×120	120×120	100×150	150×150	
	<input type="checkbox"/>	<input type="checkbox"/>	<input type="checkbox"/>	<input type="checkbox"/>	<input type="checkbox"/>	<input type="checkbox"/>	<input type="checkbox"/>	<input type="checkbox"/>	<input type="checkbox"/>	
Solar MSG	Anti-heat blind	346	354	361	369	372	383	391	398	-
Solar FSK	Blackout energy pleated blind	341	349	356	364	367	378	386	393	463
Electric FMK	Blackout energy pleated blind	318	325	331	338	342	352	359	366	431

Solar MSG is not compatible with ISD 2093.

Solar MSG and FSK can be combined with our remotes and apps solutions for multiple product operation, scheduling and automation. Read more about these solutions on page 23.


All prices in EUR (€)
Find all sizes and prices at velux.ie



Roof pitch



Exterior finish options



Rooflight options

- Fixed up to 4m².
- Opening up to 4m².
- Walk-on up to 3m².
- Round up to Ø 1300mm.
- Unlimited up to 4m² per module.

Details

- The elegant choice for roof pitches from 0-15° (with a recommendation for the rooflights to be installed at a minimum pitch of 3°).
- Glass-to-edge flat glass top unit.
- Unique window construction with a slim frame and invisible sash.
- Available with double or triple glazing for excellent energy performance and sound reduction.
- Laminated insulated glass unit for safety.
- Comes in a fixed or electrically-vented variant.
- Electrically-vented variant provides fresh air at the touch of a button, with an additional rain sensor providing automatic closure if required.
- io-homecontrol compatible including VELUX remote controls and VELUX ACTIVE.
- Special variants complies with EU legislative requirements for burglary resistance, class 2.

Blind options

- Blinds are available for windows between 600-1000mm in width and longer than 725mm. Featuring light diffusing, fire retardant fabric and available in a choice of White, Grey or Black colour. Electrically operated they provide a simple solution to privacy and shading.



Contact us

vario@velux.co.uk
+44 (0) 1592 778 246

VARIO by VELUX

Bespoke rooflights for any project

Design and build your rooflights just the way you want them with VARIO by VELUX. Use the Design a Rooflight configurator tool available on the VELUX website to create flat roof iconic designs for your project. The tool gives you a 3D illustration of the rooflight and access to real-time prices.

- Custom-made designs for all types of project.
- Huge variety of shapes, colours and features.
- Sizes up to 4m² of clear internal glass.

For further information visit:
vario.velux.com/buildyourown



Flat roof windows



10
Year
Guarantee

Sun tunnels

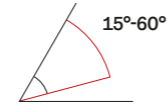
Sun tunnels

For sloped roofs
For flat roofs

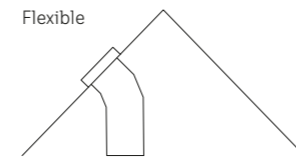
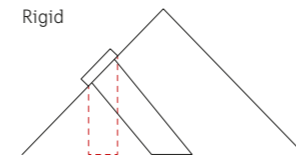
Page 142



Roof pitch



Tunnel options



Light diffuser Edge Glow

- Our Edge Glow light diffuser spreads the light from the Sun tunnel throughout the room.

See image on page 143.

Sun tunnel, sloped roof

Rigid and flexible tunnel options available

Add natural light to spaces where you never felt it was possible with a VELUX Sun tunnel. Perfect for windowless bathrooms, walk-in wardrobes and hallways.

Use rigid sun tunnels when there is direct access between the roof and the ceiling of the room. Flexible sun tunnels should be used when there is an object, such as a beam, restricting access.

Rigid sun tunnels

- Recommended for maximum daylight, because of its super high reflective coating.
- Up to 98% daylight reflectivity for optimal natural light conditions.
- Elegant, maintenance-free exterior glass module.
- Recommended tunnel length 0.9 - 6m.
- 1.7m tunnel supplied (ZTR extensions are available).
- Available in 25cm and 35cm diameters.

Flexible sun tunnels

- Flexible fibreglass tunnel, with reflective inner coating.
- Elegant maintenance-free exterior glass module.
- Recommended tunnel length is 1.5m.
- 2m tunnel supplied.
- Available in 35cm diameter.



Tunnel diameter	10"/25cm	14"/35cm
External frame size (w×h) cm	37×37	46×46



Rigid sun tunnels

TWR 0K10 2010	25cm diameter rigid tunnel for tiles up to 120mm in profile	458	-
TLR 0K10 2010	25cm diameter rigid tunnel for slate up to 8mm thick	458	-
TWR 0K14 2010	35cm diameter rigid tunnel for tiles up to 120mm in profile	-	527
TLR 0K14 2010	35cm diameter rigid tunnel for slate up to 8mm thick	-	527

Flexible sun tunnels

TWF 0K14 2010	35cm diameter flexible tunnel for tiles up to 120mm in profile	-	459
TLF 0K14 2010	35cm diameter flexible tunnel for slate up to 8mm thick	-	465

Accessories

ZTR 0K10 0062	600mm extension section for 25cm rigid diameter sun tunnel	96	-
ZTR 0K14 0062	600mm extension section for 35cm rigid diameter sun tunnel	-	96
ZTR 0K14 0124	1.2m extension section for 35cm rigid diameter sun tunnel	-	182
ZTL 014	Low-energy light kit for 25cm and 35cm, fits inside tunnel, requires mains connection. Bulb supplied	-	113

All prices in EUR (€)
Find all sizes and prices at velux.ie

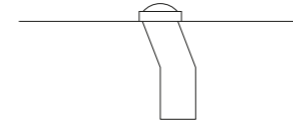


Roof pitch



Tunnel option

Flexible



Light diffuser Edge Glow

- Our Edge Glow light diffuser spreads the light from the sun tunnel throughout the room.

See image on page 145.

Sun tunnel, flat roof

Flexible tunnel

Used for installation in flat roofs to bring natural light into areas of the house where a flat roof window installation is either not possible or not appropriate. The frame is made of white PVC. Supplied with polycarbonate dome.

Flexible sun tunnels

- Flexible fibreglass tunnel, with reflective inner coating.
- Recommended tunnel length for flat roof is between 0.2m and 0.9m.
- 0.9m tunnel supplied.
- Available in 35cm diameter.

Tunnel diameter

External frame size (w×h) cm

14*/35cm

60x60



Flexible sun tunnels

TCF 0K14 1010	35cm diameter flat roof flexible tunnel with polycarbonate cover	553
---------------	--	-----

Accessories

ZTL 014	Low-energy light kit for 25cm and 35cm, fits inside tunnel, requires mains connection. Bulb supplied	113
---------	--	-----

All prices in EUR (€)
Find all sizes and prices at velux.ie





Accessories

Accessories

Page 148

Electric accessories
Rod controls
Locks and restrictors
Maintenance kits
Control and smoke ventilation systems
Installation tools



KUX 110



KSX 100K



KLB 100



KLI 311, 312 and 313



KLF 150



KSX 100



ZCT 100 and ZCT 200K



ZOZ 085



ZOZ 012K1



ZOZ 010KC S011



ZOZ 246



ZZZ 129KI and ZZZ 130KI



ZZZ 131KI



ZZZ 176KI

Roof window accessories

Electric accessories

Power supply KUX 110

Power supply for remote operation of VELUX electric anti-heat blinds and shutters or interior blinds on a manual roof window or fixed flat roof window.

Upgrade kit KSX 100K

Complete solar-powered upgrade kit for VELUX Manual centre-pivot roof window. Upgrades manual roof windows to remote operation with no wiring needed. Includes rain sensor. For roof windows manufactured after February 2014. Not compatible with CK01, CK02, MK27, PK25 and SK01.

Battery backup KLB 100

The battery backup ensures that if there is a power outage, VELUX electrically operated roof windows are closed and VELUX electrically operated blinds/shutters are raised. It is recommended for use in regions affected by frequent power failures.

VELUX Wall switch – roof windows KLI 311

The wireless Wall switch KLI 311 lets you conveniently open, stop and close VELUX solar and electrically operated roof windows or VELUX roof windows

that have been upgraded for electric or solar operation. One switch can be used to operate several roof windows.

VELUX Wall switch – interior sunscreening KLI 312

The wireless Wall Switch KLI 312 lets you conveniently open, stop and close VELUX solar and electrically operated interior blinds. One switch can be used to operate several blinds.

VELUX Wall switch – exterior heat protection KLI 313

The Wall switch KLI 313 lets you conveniently open, stop and close solar or electrically operated VELUX exterior anti-heat blinds and shutters. One switch can be used to operate several exterior blinds or shutters.

VELUX Interface KLF 150

KLF 150 is programmable and can be used for operation of io-homecontrol® compatible electrical products via external control devices like switches and sensors (potential-free contacts). Can operate 5 products or 5 groups with up to 200 electrical products. Can also be used to boost the range of the wireless controllers.

Upgrade kit KSX 100

Complete solar-powered upgrade kit for VELUX Manual centre-pivot roof window. Upgrades manual roof windows to remote operation with no wiring needed. Includes rain sensor. For roof windows manufactured between April 1986 and January 2014. Not compatible with M27, P25 and 425.

Rod controls

Telescopic control rod ZCT 200K

The 100-180cm expandable rod enables operation of VELUX manually operated centre-pivot roof windows, interior blinds and insect screens installed out-of-reach.

Control rod extension ZCT 100

Extension piece for telescopic control rod ZCT 200K, adding an additional 100cm to the 180cm long telescopic control rod.

Interior blind adaptor ZOZ 085

Adaptor to allow remote operation of interior blind by control rod ZCT 200K.

Locks and restrictors

Security lock ZOZ 012K1

Extra security lock for VELUX centre-pivot roof windows that prevents the roof windows from being opened from the inside without a key.

Opening restrictor with key ZOZ 010KC S011

Opening restrictor (safety latch) that prevents VELUX centre-pivot roof windows from opening more than 10cm. Suitable for roof windows of frame height 98cm and above.

Maintenance kits

ZZZ 129KI

Professional repair kit designed to cover up marks and top-finish scratches on VELUX white painted roof windows.

ZZZ 130KI

Professional repair kit designed to repair marks and top-finish scratches on VELUX white painted roof windows.

ZZZ 131KI

Care kit for VELUX white painted roof windows. Includes special cleaner for removal of oil and grease, protector to restore the water-repellent surface and an application sponge.

ZZZ 176KI

Professional repair kit designed to repair marks and top-finish scratches on VELUX clear lacquered roof windows.

Installation accessory

ZOZ 246

Dual solar switch allows charging of both shutters and awnings on solar-powered VELUX roof windows. For installation of solar-powered shutters and Anti-heat blinds on solar-powered roof windows or added solar openers for manual roof windows, please contact VELUX Customer Service to ensure compatibility.

Electric accessories	
KUX 110	158
KSX 100K	340
KSX 100	340
KLB 100	235
KLI 311	29
KLI 312	29
KLI 313	29
KLF 150	177
Rod controls	
ZCT 100	24
ZCT 200K	39
ZOZ 085	11
Locks and restrictors	
ZOZ 012K1	77
ZOZ 010KC S011	76
Maintenance kits	
ZZZ 129KI	21
ZZZ 130KI	21
ZZZ 131KI	43
ZZZ 176KI	21
Installation accessory	
ZOZ 246	70

All prices in EUR (€)
Find all sizes and prices at velux.ie



KFX S3050



KFC 310



KFC 305




KLA 200



KFA 100



KFK 200



KFK 300

Control systems and accessories for smoke ventilation systems

Control systems

Control systems for smoke ventilation windows GGL/GGU 40D and CSP

Connection options for higher-level, external control systems and fire alarm systems. Integrated forwarding of alarm and error messages as well as time ventilation.

KFX S3050

VELUX smoke ventilation control system

- 1 control unit to connect: 2 smoke ventilation pitched roof windows (incl. battery backup for at least 72 hours)
- 2 break-glass point KFK 300 Grey
- 1 smoke detector KFA 100
- Other colours available:
KFX S3051 Red,
KFX S3052 Yellow,
KFX S3053 Blue,
KFX S3054 Orange

Control units

KFC 305

VELUX smoke ventilation control unit 5A

- 1 control unit for connecting up to: 2 smoke ventilation pitched roof windows (incl. battery backup for at least 72 hours).

For the control units, the accessories must be ordered separately.

KFC 310

VELUX smoke ventilation control unit 10A

- 1 control unit for connecting up to: 1 smoke ventilation flat roof window (incl. battery back-up for at least 72 hours) or 4 smoke ventilation pitched roof windows
- 2 control units in BUS connection for connecting up to: 2 smoke ventilation flat roof windows or 8 smoke ventilation pitched-roof windows.

For the control units, the accessories must be ordered separately.

Accessories

KFA 100

Diffused light smoke detector, white.

KFK 200

Comfort ventilation switch, concealed, pearl white.

KFK 300

Break glass point, grey
KFK 301 Red, KFK 302 Yellow, KFK 303 Blue, KFK 304 Orange.

KLA 200

Rain sensor, grey, in combination with KFC 305/310 control unit and VELUX GGL/GGU and CSP smoke ventilation roof windows.

Control systems and control units

KFX S3050	946
KFC 305	617
KFC 310	771


Accessories

KFA 100	113
KFK 200	63
KFK 300	108
KLA 200	90

All prices in EUR (€)
Find all sizes and prices at velux.ie



Carrying straps ZZZ 244



Frame protectors ZZZ 258



Installation tools

A wide range of tools are available to make installing VELUX roof windows easier and more convenient. These tools optimise the critical parts of the installation flow that involve lifting to reduce the risk of damage during:

- Transportation to the roof.
- Installation of window sash.

Carrying straps ZZZ 244

With the flexible carrying straps, two people can securely carry large and heavy VELUX boxes to the roof with no additional equipment. The straps can be used with all VELUX roof windows for convenient lifting and precise manoeuvrability through narrow passageways and staircases.

Frame protectors ZZZ 258

The reusable VELUX Frame protectors are designed to reduce the risk of damage when reinstalling a window into the window frame. Made of durable rubber, the set of three protectors can be fitted onto the bottom and side frames of any VELUX roof window to prevent it from making marks in the frame.

Installation tools

ZZZ 244	Carrying straps	65
ZZZ 258	Protecting tool	39

All prices in EUR (€)
Find all sizes and prices at velux.ie



Practical information

Practical information Page 154

VELUX Installer Partner Programme
Dealer information
After sales service
Guarantees

The VELUX product code system Page 156

How to locate your roof window type and size

Compatibility Page 157

Blinds compatibility
Heat protection compatibility

Glazing options Page 162

Roof window replacement Page 164

Size guide Page 166

VELUX Installer Partner Programme



Join the VELUX Installer Partner Programme

The VELUX Partner Programme is a tiered programme that provides valuable services and benefits to installers as you install VELUX roof windows and engage with us. The more active you are, the more you unlock.


The programme is designed for professionals installing VELUX roof windows, recognising your skills, effort and commitment.

Join now




Why join?


As a Partner Programme member, you will enjoy five key benefits.

- 


Sharpen your skills

Access training and stay up to date with the latest techniques, products and standards.
- 


Grow your business

Get marketing tools, support and leads to attract more customers.
- 

Earn member benefits

Turn your engagement into real rewards and exclusive opportunities.
- 

One location for all VELUX services

Manage product registrations, training, projects and rewards in one place.
- 

Be part of a professional community

Connect with other skilled installers and gain recognition for your expertise.

Practical information



Dealer information

The easiest way to place a merchant order is via our Dealer Extranet or EDI platforms. VELUX Dealer Extranet offers a number of additional features, such as creating quotes, client quotes, delivery track and trace, return requests and much, much more.

Access Dealer Extranet at dealerextranet3.velux.ie

EDI (Electronic Data Interchange) may be a suitable option for merchants who place a large number of orders each month. VELUX can accommodate a number of different EDI formats.

To explore options, please email: etrading@velux.ie with your requirements.



Customer Support

Whether you need installation guidance, have a question about a specific product, or are looking for tips for your project, the VELUX Customer Service team are ready to assist:

Business customers
01 816 1620

Homeowners
01 816 1620

Project support
01 816 1603



Guarantees

All VELUX products and accessories are thoroughly tested to deliver the high quality you expect. In the rare event that your VELUX product doesn't meet your expectations, we offer the following guarantees:



10-year
VELUX pitched and flat roof windows, sun tunnels and sealing products.



10-year
All sloping solar and electric roof windows.



5-year
Solar or electric external shutters and Anti-heat blinds.



3-year
Interior blinds and Insect screen, manual Anti-heat blinds, motors and accessories for solar and electric products.



2-year
Roof windows for uninhabited spaces.

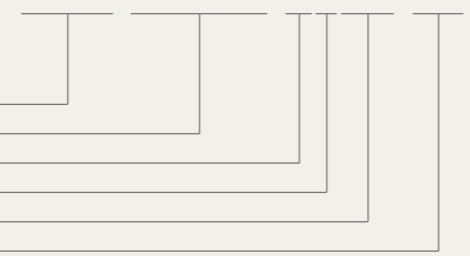
Register your products at velux.ie/extendedwarranty

The VELUX product code system

All VELUX products use the following classification code system:

GGL MK06 2070 21

Window type GGL MK06 2070 21
 Window size GGL MK06 2070 21
 Interior finish GGL MK06 2070 21
 Exterior finish GGL MK06 2070 21
 Glazing GGL MK06 2070 21
 Operation GGL MK06 2070 21



Window types

- GBL** Low pitch roof window in pine
- GCL** Roof window for heritage, conservation and historical buildings
- GDL** Roof balcony in pine
- GEL** Top-hung roof terrace section in pine
- GGU** Centre-pivot roof window in white maintenance-free
- GGL** Centre-pivot roof window in pine
- GGLS** Centre-pivot 3in1 roof window in pine
- GPLS** Top-hung 3in1 roof window in pine
- GPU** Top-hung roof window in white maintenance-free, 45°
- GPL** Top-hung roof window in pine, 45°
- GIU** Sloping extension window element in white maintenance-free
- GIL** Sloping extension window element in pine
- VIU** Fixed vertical extension window element in white maintenance-free
- VFE** Openable vertical window element in pine, tilt inwards
- VEA** Left-hinged vertical roof terrace section in pine
- VEB** Right-hinged vertical roof terrace section in pine
- VEC** Fixed vertical roof terrace section in pine
- GVT** Side-hung roof exit for uninhabited rooms (black polyurethane)
- TWF/TLF** Flexible sun tunnel
- TWR/TLR** Rigid sun tunnel
- CVU** Solar or electric flat roof window
- CFU** Fixed flat roof window
- CSP** Flat roof smoke ventilation window
- CXP** Flat roof exit window, 60°
- CVP** Electric flat roof window
- CFP** Fixed flat roof window

Window size

See all roof window sizes and compatibility table on page 166.

Compatible roof windows, flashing frames, other built-in products and corresponding interior roller blinds are marked with a 'K' in the size code.

Interior finish

- 0** White maintenance-free
- 2** White painted wood
- 3** Clear lacquered pine

Exterior cover

- 0** Aluminium

Glazing

- 70** 2-layer glazing with rain noise reduction, laminated safety glass, UV protection and extra toughened glass
- 68** 3-layer glazing for improved energy efficiency
- 66** 3-layer glazing for high energy efficiency with easy-to-clean and anti-dew coatings
- 67** Our best performing 3-layer glazing delivering optimal energy efficiency and indoor comfort

Operation

- 21U** Electrically operated roof window
- 30** Solar-powered roof window
- 40** Smoke ventilation

Compatibility table

	Size window	EXTERIOR				
		INTERIOR BLINDS	ANTI-HEAT BLINDS		ANTI-HEAT BLACKOUT BLINDS	ANTI-HEAT BLACKOUT SHUTTERS
Window generation		Blinds	Manual (MHL)	Solar (MSL) and Electric (MML)	Solar (SSS)	Solar (SSL) and Electric (SML)
Since 2014						
New Generation	CK01	CK01	CK00	CK01	CK01	CK01
	CK02	CK02	CK00	CK02	CK02	CK02
	CK04	CK04	CK00	CK04	CK04	CK04
	CK06	CK06	CK00	CK06	CK06	CK06
	FK06	FK06	FK00	FK06	FK06	FK06
	FK08	FK08	FK00	FK08	FK08	FK08
	MK04	MK04	MK00	MK04	MK04	MK04
	MK06	MK06	MK00	MK06	MK06	MK06
	MK08	MK08	MK00	MK08	MK08	MK08
	PK04	PK04	PK00	PK04	PK04	PK04
	PK06	PK06	PK00	PK06	PK06	PK06
	PK08	PK08	PK00	PK08	PK08	PK08
	PK10	PK10	PK00	PK10	PK10	PK10
	SK01	SK01	SK00	SK01	SK01	SK01
	SK06	SK06	SK00	SK06	SK06	SK06
	SK08	SK08	SK00	SK08	SK08	SK08
	UK04	UK04	UK00	UK04	UK04	UK04
	UK08	UK08	UK00	UK08	UK08	UK08
Between 2001 and 2013						
V21	C01	C01	CK00	CK01	CK01	CK01
	C02	C02	CK00	CK02	CK02	CK02
	C04	C04	CK00	CK04	CK04	CK04
	C06	C06	CK00	CK06	CK06	CK06
	F06	F06	FK00	FK06	FK06	FK06
	F08	F08	FK00	FK08	FK08	FK08
	M04	M04	MK00	MK04	MK04	MK04
	M06	M06	MK00	MK06	MK06	MK06
	M08	M08	MK00	MK08	MK08	MK08
	P04	P04	PK00	PK04	PK04	PK04
	P06	P06	PK00	PK06	PK06	PK06
	P08	P08	PK00	PK08	PK08	PK08
	P10	P10	PK00	PK10	PK10	PK10
	S01	S01	SK00	SK01	SK01	SK01
	S06	S06	SK00	SK06	SK06	SK06
	S08	S08	SK00	SK08	SK08	SK08
	U04	U04	UK00	UK04	UK04	UK04
	U08	U08	UK00	UK08	UK08	UK08
Between 1992 and 2000						
VES*	101	101	100	CK01	CK01	CK01
	102	102	100	CK02	CK02	CK02
	104	104	100	CK04	CK04	CK04
	206	206	200	FK06	FK06	FK06
	304	M04	MK00	MK04	MK04	MK04
	306	M06	MK00	MK06	MK06	MK06
	308	M08	MK00	MK08	MK08	MK08
	404	P04	PK00	PK04	PK04	PK04
	406	P06	PK00	PK06	PK06	PK06
	408	P08	PK00	PK08	PK08	PK08
	410	P10	PK00	PK10	PK10	PK10
	601	S01	SK00	SK01	SK01	SK01
	606	S06	SK00	SK06	SK06	SK06
	608	S08	SK00	SK08	SK08	SK08
	804	U04	UK00	UK04	UK04	UK04
	808	U08	UK00	UK08	UK08	UK08
Before 1992						
VKI*	9	C01	CK00	CK01	CK01	CK01
	6	C04	CK00	CK04	CK04	CK04
	5	5	5	5	5	5
	1	M04	MK00	MK04	MK04	MK04
	14	M06	MK00	MK06	MK06	MK06
	2	M08	MK00	MK08	MK08	MK08
	3	P10	PK00	PK10	PK10	PK10
	31	P04	PK00	PK04	PK04	PK04
	4	S06	SK00	SK06	SK06	SK06
	10	S08	SK00	SK08	SK08	SK08
	7	U04	UK00	UK04	UK04	UK04
	8	U08	UK00	UK08	UK08	UK08

* VES & VKI generation roof windows are only compatible with manual blackout blinds (DKL) or manual roller blinds (RFL) in standard colours.

Heat protection compatibility – roof windows

Which heat protection products are suitable for which roof windows?

Anti-heat blackout shutters



Roof window	Solar Anti-heat blackout shutter	Electric Anti-heat blackout shutter
<p>Manual top-hung and centre-pivot roof window GPU, GPL / GGU, GGL</p>	SSL	SML · For VELUX manual GPU, GPL / GGU, GGL, a KUX 110 control system is needed.
<p>Solar centre-pivot roof window GGU, GGL</p>	SSL · For VELUX solar GGL/GGU in widths C--- and F---, a ZOZ 246 kit is needed. For older generations contact customer service for further information.	–
<p>Electric centre-pivot roof window GGU, GGL</p>	–	SML
<p>Electric top-hung roof window GPU</p>	–	SMH

Anti-heat blinds and Anti-heat blackout blinds



Anti-heat blackout blind	Solar Anti-heat blind	Electric Anti-heat blind	Manual Anti-heat blind
SSS	MSL	MML · For VELUX manual GPU, GPL / GGU, GGL, a KUX 110 control system is needed.	MHL
SSS	MSL	–	–
SSS · For VELUX solar GGL/GGU in widths C--- and F---, a ZOZ 246 kit is needed. For older generations contact customer service for further information.	MSL · For VELUX solar GGL/GGU in widths C--- and F---, a ZOZ 246 kit is needed. For older generations contact customer service for further information.	–	–
–	–	MML	–
–	–	MML · For VELUX electric GPU roof windows, a ZOZ 229S kit is needed.	–

Mounting accessories

ZOZ 246
Solar kit for solar shutter SSL and solar Anti-heat blinds SSS or MSL. For installation on solar roof windows.

See more on page 149.

ZOZ 229S
Mounting kit for electric Anti-heat blinds MML. For installation on VELUX electric top-hung roof window GPU.

Note: The usage of the mounting kit reduces the blackout effect of the Anti-heat blackout blind SSS.

Installation advice

Anti-heat blackout shutters can be installed on vertically connected roof windows with a minimum distance of 250mm. On roof windows next to each other a minimum distance of 100mm is required.

Electric Anti-heat blinds can be installed on vertically connected roof windows with a minimum distance of 250mm. On roof windows next to each other a minimum distance of 18mm is required.

Heat protection compatibility – combinations

Which heat protection products suit which roof window combinations?

Anti-heat blackout shutters



Roof window combination	Solar Anti-heat blackout shutter	Electric Anti-heat blackout shutter
Side-by-side/Triple 	SSL	SML · For VELUX manual GPU, GPL / GGU, GGL, a KUX 110 control system is needed.
3in1 	SSLS	-
Sloping extension with fixed GIU/GIL 	-	SMG
Façade integration with openable, vertical VFE 	SSL · Only for sloping roof windows.	SML · Only for sloping roof windows.
Façade integration with fixed window VIU 	SSL · Only for sloping roof windows.	SML · Only for sloping roof windows.
Vertical duo 	SSL	SML
Quattro 	-	SMG
Roof balcony GDL 	-	-

Anti-heat blinds and Anti-heat blackout blinds



Anti-heat blackout blind	Solar Anti-heat blind	Electric Anti-heat blind	Manual Anti-heat blind
SSS	MSL	MML · For VELUX manual GPU, GPL / GGU, GGL, a KUX 110 control system is needed.	MHL
SSSS	MSLS	-	-
SSI · For VELUX electric GPU roof windows, a ZOZ 229S kit is needed.	MSI · For VELUX electric GPU roof windows, a ZOZ 229S kit is needed.	-	MHL top MAG bottom
SSS · Only for vertical roof windows.	MSL · Only for sloping roof windows.	MML · Only for sloping roof windows.	MHL top MIE bottom
SSS · Only for vertical roof windows.	MSL · Only for sloping roof windows.	MML · Only for sloping roof windows.	MHL top
SSS	MSL	MML	MHL
SSS	MSI	-	-
-	-	-	MHL top MAD bottom

Mounting accessories

ZOZ 246
Solar kit for solar shutter SSL and solar Anti-heat blinds SSS or MSL. For installation on solar roof windows.

See more on page 149.

ZOZ 229S
Mounting kit for electric Anti-heat blinds MML. For installation on VELUX electric top-hung roof window GPU.

Note: The usage of the mounting kit reduces the blackout effect of the Anti-heat blackout blind SSS.

Installation advice

Anti-heat blackout shutters can be installed on vertically connected roof windows with a minimum distance of 250mm. On roof windows next to each other a minimum distance of 100mm is required.

Electric Anti-heat blinds can be installed on vertically connected roof windows with a minimum distance of 250mm. On roof windows next to each other a minimum distance of 18mm is required.

Glazing options

VELUX glazing includes premium safety features as standard on all panes to ensure the highest quality. Safety lamination means that if the glass accidentally breaks, it won't fall into the room - keeping you and your family safe.

No two homes are alike, which is why we offer a range of glazing options to suit the precise needs of each installation.

- Good
- Very good
- Excellent
- Best

Standard glazing

	Comfort Glazing 70	Recommended Better comfort Glazing 68	Well-being comfort Glazing 66	The best experience Glazing 67	Better comfort Glazing 15				
Technical values and information									
Thermal transmittance window/ Energy performance	Uw 1.3 ●●	Uw 1.1 ●●●	Uw 1.0 ●●●	Uw 0.77-0.88 ●●●●	Uw 1.1 ●●●		Uw 1.1 ●●●	Uw 0.92 - 1.0 ●●●●	Uw 1.3 ●●
Thermal transmittance glazing	Ug 1.0 ●●●	Ug 0.7 ●●●●	Ug 0.6 ●●●●	Ug 0.4 ●●●●	Ug 0.7 ●●●●		Ug 0.6 ●●●●	Ug 0.5 ●●●●	Ug 1.0 ●●●
Light transmittance	τ 0.68 ●●	τ 0.68 ●●	τ 0.62 ●●	τ 0.62 ●●	τ 0.68 ●●		τ 0.57 ●●●●	τ 0.68 ●●●	τ 0.68 ●●●
Solar energy transmittance/ Heat protection	g 0.46 ●●●	g 0.49 ●●●	g 0.44 ●●●	g 0.44 ●●●	g 0.50 ●●●		g 0.27 ●●	g 0.47 ●●	g 0.45 ●●
Sound insulation	35 dB ●●●	35 dB ●●●	37 dB ●●●	38 dB ●●●	35 dB ●●●		35 dB ●●●	42 dB ●●●●	35 dB ●●●
Layers of glass	2	3	3	3	3		3	3	2
Glass component	33.2-16-4	33.2-13-3-13-4	33.2-13-3-13-4	33.2-12-3-12-4	33.2-13-3-13-4		33.2-13-3-13-4	33.2-11-3-11-8	33.4-16-4
Gas type	Argon	Argon	Argon	Krypton	Argon		Argon	Krypton	Argon
Premium features									
Rain noise reduction	✓	✓	✓	✓	✓		✓	✓	
Safety lamination	✓	✓	✓	✓	✓		✓	✓	✓
Toughened glass	✓	✓	✓	✓	✓		✓	✓	✓
UV filter	✓	✓	✓	✓	✓		✓	✓	✓
Premium plus features									
Easy-to-clean			✓	✓					
Anti-dew			✓	✓				✓	

Special glazing

- Heat protection
Glazing 69
- Noise reduction
Glazing 62
- Extra security
Glazing 70Q

Premium features comes on all standard glazing



Rain noise reduction
Unique sound dampening foil for undisturbed sleep during rainy days or nights.



Safety lamination
Prevents glass from falling into the room in case of accidental breakage.



Toughened glass
Adds strength to the outer pane to protect from wayward balls and extreme weather such as heavy storms and hail.



UV filter
Protects the interior furnishings from fading due to the sun's harmful UV rays.

Premium plus features comes on selected glazing



Easy-to-clean
Dirt-repellent coating lets rain wash off most of the dirt.



Anti-dew
Hydrophobic coating reduces the amount of dew that can form on the outside for a clearer view.



Scan to watch the short product videos.

Roof window replacement

Replacing a VELUX roof window is easier than you think. It can be done in as little as 4 hours, and it allows for improved energy efficiency, a better indoor climate and more daylight and fresh air.

- Same standard VELUX sizes available.
- Usually fitted quickly and easily from the inside.
- Minimal mess and disruption to internal finish.

How to locate the roof window type and size

The same standard sizes are still available today and there are plenty of opportunities for upgrading. Flashing for replacements can be found on page 78.

For advice on what type of operation and finish of roof window to select, go to page 20.

Upgrading your old roof windows couldn't be easier with the VELUX Installation Service velux.ie/installation



From 2014

From 2001-2013

From 1992-2000

Before 1992


Window codes

Replace with:	CK01	CK02	CK04	MK04	MK06	MK08	SK06	SK08	UK04	UK08
Since 2014 (V22)										
From 2001 to 2013 (V21)	C01	C02	C04	M04	M06	M08	S06	S08	U04	U08
From 1992 to 2000 (VES)	101	102	104	304	306	308	606	608	804	808
Before 1992 (VKI)	9		6	1	14	2	4	10	7	8

Size guide

Looking to replace your existing VELUX roof window? Use the size guide to locate your current window code and the replacement code.

Using our size guide



Roof windows

External frame sizes (w×h)mm	472	550	660	780	942	1140	1340
550					PK25 GGL 425 P25		
624				MK27 GGL M27			
698		CK01 9 GGL 101 C01				SK01 GGL 601 GBL S01	
778		CK02 GGL 102 GGU C02					
978	BK04 GGL 804	CK04 GGL 6 GPU 104 GBL C04	FK04 GGL 204 GGU F04	MK04 GGL 1 GPU 304 GBL M04	PK04 GGL 31 GPL 404 GBL P04		UK04 GGL 7 GPL 804 GGU U04
1178		CK06 GGL 6 GPL 104 GGU C06	FK06 GGL (5)+ GGU 206 GPU F06	MK06 GGL 14 GPU 306 GBL M06	PK06 GGL 406 GPU P06	SK06 GGL 4 GPL 606 GPU S06	UK06 GGL
1398			FK08 GGL 2 GPL 308 GPU F08	MK08 GGL 2 GPL 308 GPU M08	PK08 GGL 408 GPU P08	SK08 GGL 10 GPL 608 GPU S08	UK08 GGL 8 GPL 808 GPU U08
1600				MK10 GGL 13 GPL 310 GPU M10	PK10 GGL 3 GPL 410 GPU P10	SK10 GGL 610 GPL S10	UK10 GGL 810 GPL U10
1800				MK12 GGL 312 M12			

* GGL 5 is 700mm wide

Sloping extension elements

External frame sizes (w×h)mm	472	550	660	780	942	1140	1340
920			FK34 GIU	MK34 GIL 334 GIU M34	PK34 GIL 434 GIU P34	SK34 GIL 634 GIU S34	UK34 GIL 834 GIU U34

3in1 roof windows

External frame sizes (w×h) mm	1880
1178	FFKF06 GGLS GPLS *
1398	FFKF08 GGLS GPLS *

* Fixed element – seen from the inside.

Cold room roof windows

External frame sizes (w×h)mm	460	540
610	GVK	
830		103 GVT

Flat roof sun tunnel Ø 350

Ø,mm	350
600	OK14 TCF

Sun tunnel Ø 350

Ø,mm	350
460	OK14 TWR TLF TLR TLF

Sun tunnel Ø 250

Ø,mm	250
370	OK10 TWR TLF

Heritage conservation roof windows

External frame sizes (w x h)mm. When installing, additional 20mm are required around the frame for the pre-installed insulation material

External frame sizes (w x h)mm	550	660	780	942	1140
978	CC04 GCL				
1178	CC06 GCL	FC06 GCL	MC06 GCL		
1398		FC08 GCL	MC08 GCL	PC08 GCL	SC08 GCL
1600					SC10 GCL

Roof balcony

External frame sizes (w×h)mm	780	942	1140
2520	MK19 (MK10)	PK19 (PK10)	SK19 (SK10)
	(MK34)	(PK34)	(SK34)

Roof terrace

External frame sizes (w×h)mm	780
1360	M08 GEL 308
1090	M35 VEA VEB VEC 335

Dormer

External frame sizes (w×h) mm	1680	2000	2400	2480
2670	MK06 Duo	PK06 Duo	SK06 Duo	MK06 Triple



FSC® certification supports good forest management where the health and safety of forest workers is secured and forest wildlife is well looked after.

Flat roof windows

Available sizes (wxh)mm

	600	800	900	1000	1200	1500	2000
600	060060 CFP CVP CFJ CVJ CFU CVU		090060 CFJ CVJ CFU CVU				200060 CFU CVU
800		080080 CFP CVP CFJ CVU CVJ				150080 CFU CVU	
900	060090 CFP CVP		090090 CFP CVP CFJ CVU CVJ		120090 CFJ CVJ CFU CVU		
1000				100100 CFP CVP CXP CSP CFJ CVJ CFU CVU		150100 CFJ CVI CFU CVU	200100 CFJ CVI CFU CVU
1200			090120 CFP CVP CXP		120120 CFP CVP CXP CSP CFJ CVJ CFU CVU	150120 CFU CVU	
1500				100150 CFP CVP		150150 CFP CVP CFJ CVI CFU CVU	

Base unit height 150mm: CFP, CVP, CXP, CSP, CFU, CVU, CFJ, CVJ

Base unit height 300mm: CFJ, CVJ

Base unit height 500mm: CFJ, CVJ

CFJ and CVJ 200100 only have a base unit height of 150mm

Vertical elements

External frame sizes (wxh)mm




	780	942	1140	1340
601	MK31 VFE 1/2-60 331 VIU M31	PK31 VFE 431 VIU 3-60 P31	SK31 VFE 631 VIU 4/10-60 S31	UK31 VFE 831 VIU 7/8-60 U31
955	MK35 VFE 1/2-95 VFA 334 VFB M34 VIU	PK35 VFE 434 VFA 3-95 P34 VFB	SK35 VFE 634 VIU 4/10-95 S34 VFA	UK35 VFE 834 VIU 7/8-60 U34 VFA
1155	MK36 1/2-115 VFE 336 VIU M36	PK36 VFE 436 VIU P36	SK36 VFE 636 VIU S36	UK36 VFE VIU
1375	MK38 VFE 338 VIU M38	PK38 VFE 438 VIU P38	SK38 VFE 638 VIU S38	UK38 VFE VIU

VELUX Company Ltd
Regus Santry
Block B
The Crescent Building
Northwood
Santry
Dublin
D09 C6X8
Ireland

Tel: 01 816 1620

Email: sales@velux.ie

Website: velux.ie

-  facebook.com/VELUXGBI
-  pinterest.com/VELUXGBI
-  instagram.com/veluxpro_gbi



VELUX RESERVE THE RIGHT TO PRINTING MISTAKES AND ERRORS IN THIS CATALOGUE