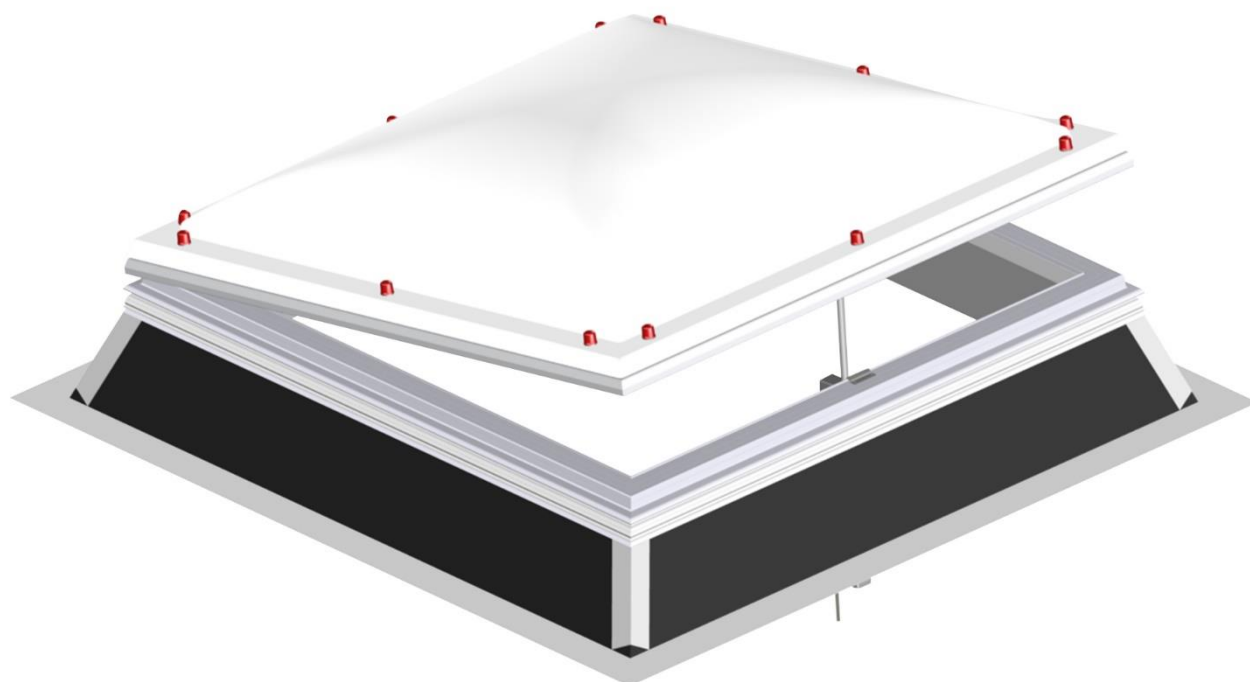



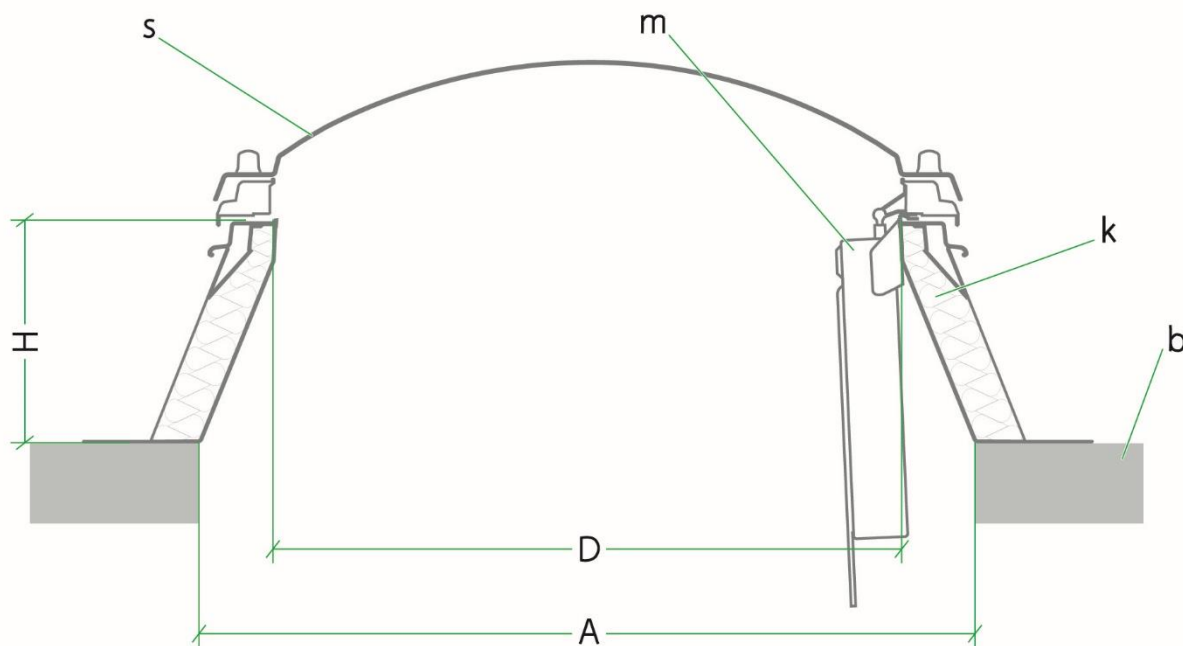
<b>Product line:</b> Light dome	
<b>Product:</b> TOP-90	<b>Size:</b> 120 x 120cm
<b>Dome shell material:</b> PMMA [external+inside]	<b>Layer configuration:</b> clear/clear/clear
<b>upstand:</b> ISO THERM Upstand	<b>upstand height:</b> 30cm
<b>function:</b> ventable	<b>Venting lift height:</b> 500mm
<b>Hinge side:</b> long side	<b>Locking type:</b> solo
<b>SHEV system:</b> -	<b>SHEV Electrical system:</b> -
<b>Wind deflectors:</b> -	<b>fall through protection:</b> -

All drawings in this document are for illustrative purposes only.



Designation	value parameters	value	unit
Light transmittance	TD65	81	Percent
Light transmittance	Te	71	Percent
Total energy transmittance	g	73	Percent
Thermal transmittance (upstand)	Uup	0.77	W/(m <sup>2</sup> ·K)
Thermal transmittance (glazing)	Ut	2	W/(m <sup>2</sup> ·K)
Thermal transmittance (unit)	Urc	1.39	W/(m <sup>2</sup> ·K)
Resistance to static load (upwards)	UL	1000	Pa
Resistance to static load (downwards)	DL	1500	Pa
Reaction to fire class (dome unit)		E	
Resistance to sparks and heat		no	
Meltability of material		yes	
Weighted sound reduction index	Rw (C; Ctr)	22	dB
Fall through safe in closed state		no	

Structure:	
	


**Dimensions**

A	Order size - bottom clear width / length	120 / 120 cm
D	Upper clear width / length	100 / 100 cm
H	upstand height	30 cm

**components**

s	Dome shell	TOP-90
k	Upstand	ISO THERM Upstand
m	motor	M2-230V
b	on site	

**Details**

Layers:	geometry:	Light entry crosssection:	Ventilation frame:
3	Euro	1 m <sup>2</sup>	yes
Geometrically free area			
1 m <sup>2</sup>			

performance	Icon	Norm	Notified Body
Light transmittance	TD65	DIN EN 1873:2016 (5.1)	2462 - ISP
Light transmittance	Te	DIN EN 1873:2016 (5.1)	2462 - ISP
Solar heat gain coefficient	g	DIN EN 1873:2014 (5.9.1)	2462 - ISP
Thermal transmittance (upstand)	Uup	DIN EN 1873:2014 (5.9.1)	2462 - ISP
Thermal transmittance (glazing)	Ut	DIN EN 1873:2014 (5.9.1)	2462 - ISP
Thermal transmittance (unit)	Urc	DIN EN 1873:2014 (5.9.1)	2462 - ISP
Hail resistance class (aesthetic)	-	VKF Prüfbest.:2012 (Nr. 10)	VKF
Hail resistance class (waterproofness)	-	VKF Prüfbest.:2012 (Nr. 10)	VKF
Hail resistance class (light transmission)	-	VKF Prüfbest.:2012 (Nr. 10)	VKF
Hail resistance class (functionality)	-	VKF Prüfbest.:2012 (Nr. 10)	VKF
Resistance to static load (upwards)	UL	EN 1873:2005 (5.4.1)	1235 - DTI
Resistance to static load (downwards)	DL	EN 1873:2005 (5.4.2)	1235 - DTI
Reaction to fire class (dome unit)	-	EN 1873:2005 (5.5)	0845 - DBI
Reaction to fire class (SHEV-system)	-	EN 12101-2:2003 (7.5.2.1)	0432 - MPA NRW
Resistance to sparks and heat	-	DIN EN 13501-5	
Meltability of material	-	18230	
Reaction to fire class	-	EN 12101-2:2003 (7.5)	0432 - MPA NRW
Aerodynamic free area	Aa	EN 12101-2:2003 (6)	1368 - IFI
Correction factor aerodynamic free area	-	EN 12101-2:2003 (6)	1368 - IFI
Functional safety	Re	EN 12101-2:2003 (7.1)	1368 - IFI
Snow load	SL	EN 12101-2:2003 (7.2)	1368 - IFI
Wind load	WL	EN 12101-2:2003 (7.4)	1368 - IFI
Low ambient temperature class	-	EN 12101-2:2003 (7.3)	0432 - MPA NRW
Weighted sound reduction index	Rw (C; Ctr)	EN 1873:2005 (5.10)	0200 - FORCE
Fall through safe in closed state	-	GS-BAU-18:2020	DGUV