

VELUX craftsman's roof exit GXU

VELUX®

Glazing 50

<STEPTABLE 0="Product-1357-0" OT="Product" TT="3573072" VC="Context1" VO="655318" W="Approved" />



The VELUX craftsman's roof exit GXU is designed to provide safe and convenient access to the roof. Side-hung, it opens outwards and the sash can be positioned to the left or to the right to meet the needs of any space. Made from a strong core of thermo-modified wood with an extremely durable polyurethane coating, the window is maintenance-free and moisture-resistant.

- Opens wide and stays firmly in place thanks to the compound arm with gas spring.
- Easily open the window using the convenient handle in the middle of the side sash.
- Offers convenient access to the roof and is configurable for left or right opening to meet your needs.
- Maintenance-free, polyurethane coating makes the window ideal when easy maintenance is key.



Application guidance

The roof window can be installed in roof pitches between 15° and 85° to the horizontal.



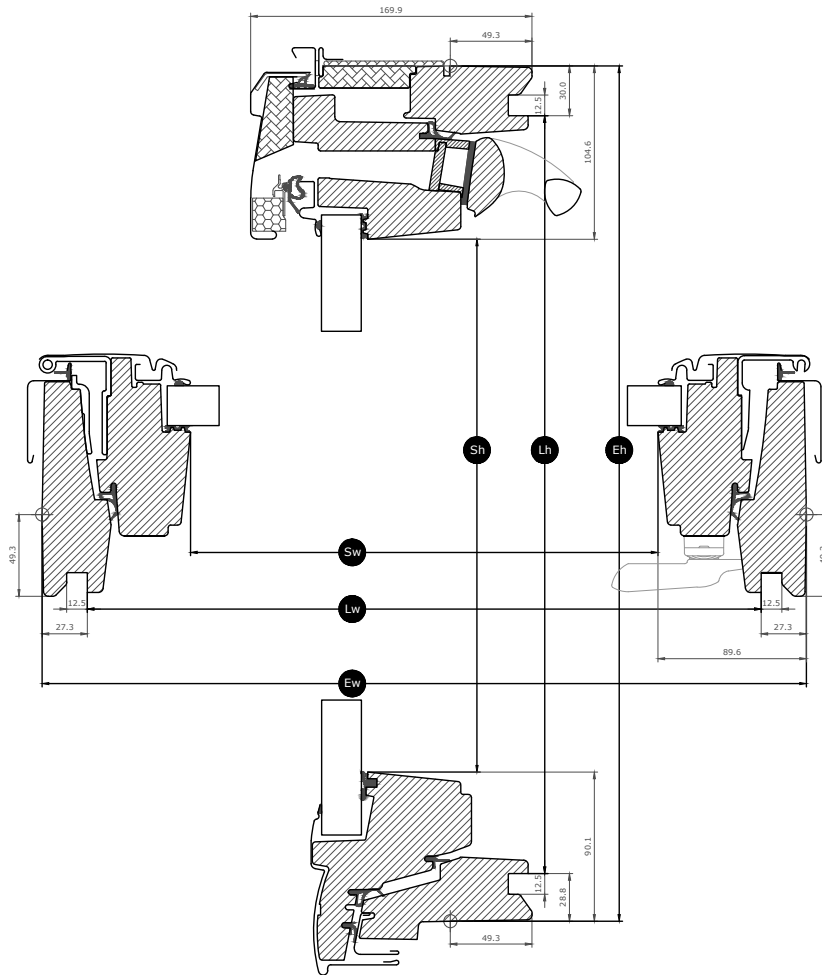
The window is opened by turning the side handle and pushing outwards. When fully open, the sash will be secured by the compound action arm to allow convenient access to the roof.

Available sizes and daylight area








<STEPTABLE O="Product-1357-0" OT="Product" TF=" " TT="stibo.1948183" VC="Context1" VO="655318" W="Approved" />

All measurements are in mm. () = Effective daylight area, m²

Cross section dimensions



Glazing features

Glazing 50		
	Heat insulation The low energy glazing unit reduces heat loss through the window and enhanced indoor comfort.	$U_g = 1.0$
	Solar gain In colder climates and in rooms with large window areas, solar gain provides a better indoor climate during winter periods.	$g = 0.46$
	Solar protection In warm climates and in rooms with large window areas, a sun protective glazing unit provides a better indoor climate during summer periods.	★★★★☆
	Sound insulation A combination of laminated glass and extra thick glass provides better sound insulation against noise from outside (traffic, playgrounds, etc).	$R_w \text{ dB} = 32(-2;-5)$
	Security Thicker laminated inner glass increases resistance to manual attack (burglary).	N/A
	Toughened glass Adds strength to the outer pane to protect from wayward balls and extreme weather such as heavy storms and hail.	✓

Glazing structure

Glazing unit	Composition (from inside to outside)
Double-glazed	4 mm float glass - 16 mm Argon - 4 mm toughened glass

Technical values for the window

Overview of technical values for the product, covering CE marking in accordance with EN 14531 and other EN standards.

Window characteristics	Performance
Thermal transmittance (U-value)	1.3 W/(m ² K)
Light transmittance (τ _v)	0.69
Total solar energy transmittance (g-value)	0.46
Sound insulation	32(-2;-5)
Air permeability	4
External fire performance - British	AA
External fire performance - European	npd
Impact resistance	3
Load-bearing capacity of safety devices	√
Reaction to fire	D-s2,d0
Resistance to snow load	See glazing composition
Resistance to wind load	C3 (>SK08: NPD)
Water tightness	9A

Visible features

<STEPTABLE O="Product-1357-0" OT="Product" TT="stibo.2432213" VC="Context1" V0="655318" W="Approved" />

Interior finish

<STEPTABLE 0="Product-1357-0" OT="Product" TF=" " TT="stibo.1948241" VC="Context1" VO="655318" W="Approved" />

Exterior covers

<STEPTABLE 0="Product-1357-0" OT="Product" TF=" " TT="stibo.1948233" VC="Context1" VO="655318" W="Approved" />

Cleaning and maintenance



Frame and sash can be cleaned with ordinary household cleaners. If necessary, the outer glass surface is cleaned from the outside.



Guarantee period

Flashings and installation products



Flashings

Install the VELUX roof window in virtually any roofing material by using genuine VELUX flashing solutions. Our flashings are designed specifically for the exact size and shape of the roof windows to create perfect, watertight fit. Flashings can also be used to combine multiple roof windows.

Installation products

Ensure a proper installation and an air- and watertight connection between the window and roof with VELUX installation products. All installation products are designed to perfectly fit the roof window for a reliable and durable result.

Blinds, awnings and shutters

Complete the VELUX roof window installation with roller shutters and awning blinds for heat protection and interior blinds for light dimming, blackout and insect protection. Choose from a wide range of manually operated or remote-controlled products that are made to fit the particular window type and size. Please contact your local VELUX sales company for more details about compatibility.

Further information

We reserve the right to make technical changes.

For more information on our products, please visit <https://velux.com>.