

VELUX roof window GLU 0061B

Glazing 61 (with TPS spacer)



The VELUX bottom-operated, centre-pivot roof window GLU 0061B delivers extra energy efficiency, thanks to an exceptionally affordable three-layer pane. Maintenance-free and moisture-resistant, the window is perfect for all rooms, especially humid rooms. Easy bottom-operation allows a higher position, for example due to a high knee wall.

- Improve energy efficiency with this great value for money 3-layer glazing with a U_w of 1.1 W/(m²K).
- Maintenance-free, polyurethane coating makes the window ideal when easy maintenance is key.
- Refresh your home by slightly opening the window and fixing it in the top bushing.
- Easily rotate the window 180° for safe cleaning of the outer glass from the inside.
- Removable and cleanable ventilation filter protects your home from dust and insects while ventilating.
- Maintenance-free exterior covers increase peace of mind throughout the lifetime of the roof window.
- Quickly and easily add blinds by simply clicking them into the pre-fitted brackets



Application guidance

The window can be installed in roof pitches between 15° and 90° to the horizontal.



Manual bottom-operated, centre-pivot roof windows are our recommended solution when the bottom of the window is between 130-150 cm over the floor because of a high knee wall. Try to ensure a minimum top level of the window of 200 cm to allow for a clear view to the outside. Please note that the optimum window height depends on the roof pitch.

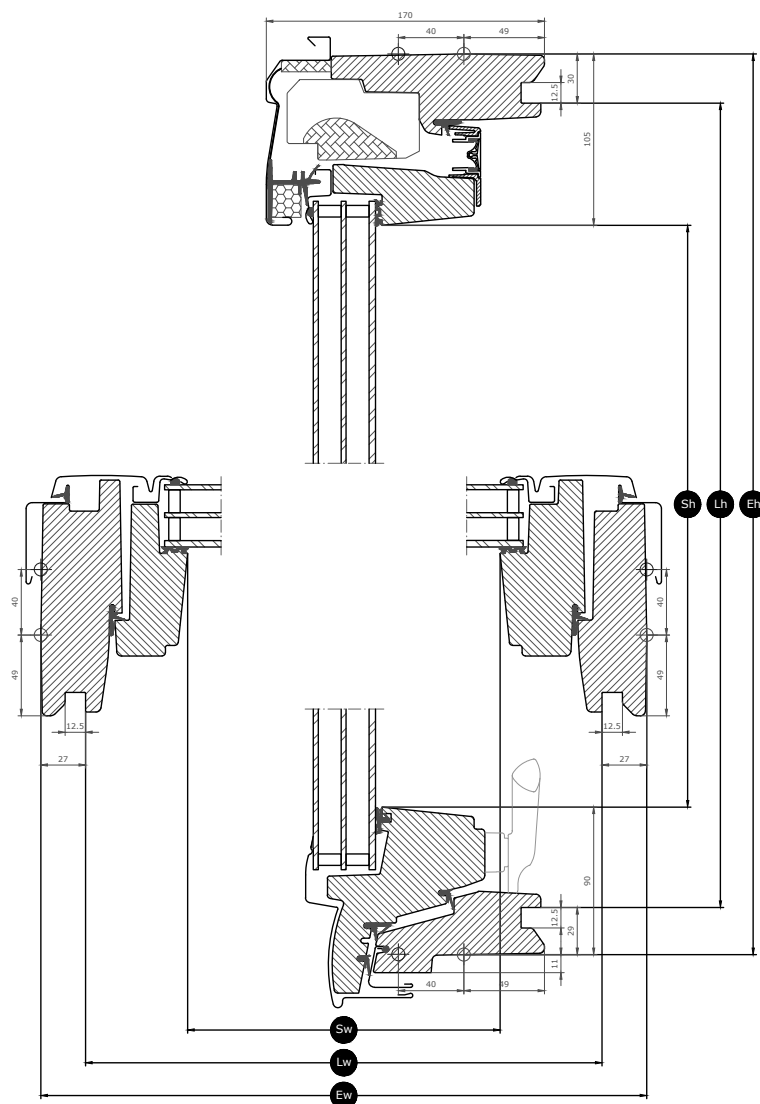
Available sizes and daylight area

	550 mm	660 mm	780 mm	942 mm
978 mm	GLU CK04 (0.29) [0.34]		GLU MK04 (0.47) [0.53]	
1178 mm		GLU FK06 (0.47) [0.54]	GLU MK06 (0.59) [0.66]	
1398 mm		GLU FK08 (0.58) [0.66]	GLU MK08 (0.72) [0.81]	GLU PK08 (0.92) [1.01]
1600 mm			GLU MK10 (0.85) [0.94]	

All measurements are in mm. () = Effective daylight area, m² [] = Geometric free area, m²

Cross section dimensions


Please note that the view of the cross section is from bottom to top



Width		CK--	FK--	MK--	PK--
Sw	Sash aperture width	371	481	601	763
Lw	Distance between lining grooves, width	495	605	725	887
Ew	Exterior frame width	550	660	780	942

Height		--04	--06	--08	--10
Sh	Sash aperture height	784	984	1204	1406
Lh	Distance between lining grooves, height	919	1119	1339	1541
Eh	Exterior frame height	978	1178	1398	1600

Glazing features

Glazing 61 (with TPS spacer)		
	Heat insulation The low energy glazing unit reduces heat loss through the window and enhanced indoor comfort.	$U_g = 0.6$
	Solar gain In colder climates and in rooms with large window areas, solar gain provides a better indoor climate during winter periods.	0.50
	Solar protection In warm climates and in rooms with large window areas, a sun protective glazing unit provides a better indoor climate during summer periods.	★★★★☆
	Security Thicker laminated inner glass increases resistance to manual attack (burglary).	N/A
	Safety lamination Prevents glass from falling into the room in case of accidental breakage.	
	Toughened glass Adds strength to the outer glass surface to protect from wayward balls and extreme weather such as heavy storms and hail.	✓
	UV filter Protects your interior furnishings from fading due to the sun's harmful UV rays.	
	Rain noise reduction Rain noise reduction creates a barrier between the window and the weather outside for undisturbed moments during rainy days – or nights.	
	Easy-to-clean Dirt-repellent coating lets you spend less time cleaning and more time enjoying the view.	
	Anti-dew The anti-dew coating significantly reduces the days with dew on the outer glass and thus gives you a clear view.	

Glazing structure

Glazing unit	Composition (from inside to outside)
Triple-glazed	4 mm float glass - 15 mm Argon - 3 mm heat strengthened glass - 15 mm Argon - 3 mm toughened glass

Technical values for the window

Overview of technical values for the product, covering among other, CE marking in accordance with EN 14351-1.

Window characteristics	Performance
Thermal transmittance (U-value)	1.1 W/(m ² K)
Light transmittance (τ _v)	0.68
Total solar energy transmittance (g-value)	0.50
Sound insulation (R _w)	32(-1;-4)
Air permeability, [class]	4
External fire performance - British [class]	npd
External fire performance - European [class]	npd
Impact resistance [class]	3
Load-bearing capacity of safety devices	✓
Reaction to fire [class]	D-s3,d0
Resistance to snow load	See glazing composition
Resistance to wind load [class]	C3 (>SK08: NPD)
Water tightness [class]	9A

NPD: No Performance Determined

Visible features




Operating handle, centre-pivot, bottom

Easy to operate handle allows for effortless opening and closing of the window, and can be locked into ventilation position.



Operating handle, centre-pivot, bottom

Easy to operate handle allows for effortless opening and closing of the window, and can be locked into ventilation position.



Blind bracket, manual

Easily install blinds on the window without the need for extra tools. Simply click on the blind in the pre-fitted brackets.



Ventilation slot

2-level ventilation system for ventilation with a closed window. The ventilation volume is adjusted by one or two clicks.




Ventilation slot

2-level ventilation system for ventilation with a closed window. The ventilation volume is adjusted by one or two clicks.



Frame hinge, centre-pivot, side

Durable hinge design allows for reliable operation and enables the sash to be rotated for easy cleaning of the outer glass.



Excellent insulation

High performance insulation materials in the window construction and thermally modified timber core increase the energy efficiency of the window.



Barrel bolt

The barrel bolt can be placed into the integrated barrel bolt bushing to secure the window for cleaning of outer glass surface or for safe ventilation.


Interior finish

Material Description	White maintenance-free Finished with polyurethane lacquer.
Colour code NCS, inner surface	S 0500-N
Colour code nearest RAL, inner surface	9003

Exterior covers

Material Description	Aluminium, black Black	Aluminium, dark grey Dark grey
Colour code NCS, outer surface	S 9000-N	S 7500-N
Colour code nearest RAL, outer surface	9005	7043

Cleaning and maintenance




To clean the outer glass surface from the inside, rotate sash and secure in cleaning position with barrel bolts.



VELUX repair and maintenance kits are available.

Guarantee period

Flashings and installation products



Flashings

Install the VELUX roof window in virtually any roofing material by using genuine VELUX flashing solutions. Our flashings are designed specifically for the exact size and shape of the roof windows to create perfect, watertight fit. Flashings can also be used to combine multiple roof windows.

Installation products

Ensure a proper installation and an air- and watertight connection between the window and roof with VELUX installation products. All installation products are designed to perfectly fit the roof window for a reliable and durable result.

Blinds, awnings and shutters

Complete the VELUX roof window installation with roller shutters and awning blinds for heat protection and interior blinds for light dimming, blackout and insect protection. Choose from a wide range of manually operated or remote-controlled products that are made to fit the particular window type and size. Please contact your local VELUX sales company for more details about compatibility.

Further information

We reserve the right to make technical changes.

For more information on our products, please visit <https://velux.com>.