

VELUX roof window GNL

Glazing 64



Enjoy panoramic views of the outdoors and a feeling of extra space with the VELUX bottom-operated, top-hung roof window GNL. Open the window outwards by using the handle at the bottom to allow for an uninterrupted contact to the outside.

- Open the window outwards up to 45° to enjoy a panoramic view and a feeling of space.
- Open the top control bar to the ventilation position for fresh air through a closed window.
- Improve energy efficiency with this great value for money 3-layer glazing with a U_w of 1.0 W/(m²K).
- Easily rotate the window 180° for safe cleaning of the outer glass from the inside.
- Adjust the bottom handle position to ventilate your home without opening the window.
- Maintenance-free exterior covers increase peace of mind throughout the lifetime of the roof window.
- Removable and cleanable ventilation filter protects your home from dust and insects while ventilating.



Application guidance

The window can be installed in roof pitches between 15° and 55° (75°) to the horizontal.














Manual bottom-operated, top-hung roof windows open outwards for an unobstructed, panoramic view. To get the full benefit of the top-hung function, we recommend an installation height that allows for a clear sight line to the outside from both a standing and seated position. Please note that the optimum window height depends on the roof pitch.

Available sizes and daylight area

	660 mm	780 mm	942 mm	1140 mm
978 mm		GNL MK04 (0.47) [0.58]		
1178 mm	GNL FK06 (0.47) [0.60]	GNL MK06 (0.59) [0.72]		
1398 mm		GNL MK08 (0.72) [0.87]	GNL PK08 (0.91) [1.08]	GNL SK08 (1.14) [1.32]
1600 mm		GNL MK10 (0.85) [1.01]		

All measurements are in mm. () = Effective daylight area, m² [] = Geometric free area, m²

Glazing features

Glazing 64		
	Heat insulation The low energy glazing unit reduces heat loss through the window and enhanced indoor comfort.	$U_g = 0.6$
	Solar gain In colder climates and in rooms with large window areas, solar gain provides a better indoor climate during winter periods.	0.45
	Solar protection In warm climates and in rooms with large window areas, a sun protective glazing unit provides a better indoor climate during summer periods.	★★★★☆
	Security Thicker laminated inner glass increases resistance to manual attack (burglary).	N/A
	Safety lamination Prevents glass from falling into the room in case of accidental breakage.	
	Toughened glass Adds strength to the outer glass surface to protect from wayward balls and extreme weather such as heavy storms and hail.	✓
	UV filter Protects your interior furnishings and flooring from fading due to the sun's harmful UV rays.	
	Rain noise reduction Rain noise reduction creates a barrier between the window and the weather outside for undisturbed moments during rainy days – or nights.	✓
	Easy-to-clean Dirt-repellent coating lets you spend less time cleaning and more time enjoying the view.	✓
	Anti-dew The anti-dew coating significantly reduces the days with dew on the outer glass and thus gives you a clear view.	✓

Glazing structure

Glazing unit	Composition (from inside to outside)
Triple-glazed	6 mm float glass - 13 mm Argon - 3 mm heat strengthened glass - 13 mm Argon - 4 mm toughened glass

Technical values for the window

Overview of technical values for the product, covering among other, CE marking in accordance with EN 14351-1.

Window characteristics	Performance
Thermal transmittance (U-value)	1.0 W/(m ² K)
Light transmittance (τ _v)	0.63
Total solar energy transmittance (g-value)	0.45
Sound insulation (R _w)	35(-1;-3) dB
Air permeability, [class]	4
External fire performance - British [class]	AC
External fire performance - European [class]	npd
Impact resistance [class]	3
Load-bearing capacity of safety devices	✓
Reaction to fire [class]	C-s1,d0
Resistance to snow load	See glazing composition
Resistance to wind load [class]	C3 (>SK08: NPD)
Water tightness [class]	E900

NPD: No Performance Determined

Visible features

Interior finish

Material Description	Clear lacquer Finished with double coat.
Colour code NCS, inner surface	No colour code
Colour code nearest RAL, inner surface	No colour code

Exterior covers

The availability of the variants listed below may change. For the most accurate and up to date information, please refer to the current product catalogue or price list.

Material Description	Aluminium, dark grey Dark grey
Colour code NCS, outer surface	S 7500-N
Colour code nearest RAL, outer surface	7043

Cleaning and maintenance



To clean the outer glass surface from the inside, rotate sash and secure in cleaning position with barrel bolts.



VELUX repair and maintenance kits are available.

Guarantee period

Flashings and installation products



Flashings

Install the VELUX roof window in virtually any roofing material by using genuine VELUX flashing solutions. Our flashings are designed specifically for the exact size and shape of the roof windows to create perfect, watertight fit. Flashings can also be used to combine multiple roof windows.

Installation products

Ensure a proper installation and an air- and watertight connection between the window and roof with VELUX installation products. All installation products are designed to perfectly fit the roof window for a reliable and durable result.

Blinds, awnings and shutters

Complete the VELUX roof window installation with roller shutters and awning blinds for heat protection and interior blinds for light dimming, blackout and insect protection. Choose from a wide range of manually operated or remote-controlled products that are made to fit the particular window type and size. Please contact your local VELUX sales company for more details about compatibility.

Further information

We reserve the right to make technical changes.

For more information on our products, please visit <https://velux.com>.