

A modern living room featuring a large glass extension that opens up to a garden. The room is bright, with three large skylights in the ceiling and a large glass wall. A beige sofa is positioned in front of the glass wall, and a wooden coffee table is in the foreground. To the right, there is a wooden dining table and bench. A vintage-style lamp on a tripod stands on the left. The floor is made of light-colored wood in a herringbone pattern. The overall atmosphere is bright and airy.

VELUX®

Creating a brighter and lighter extension

10 tips to help you get the most out of your home extension project



Maximise daylight's potential with smart, integrated design

In the same way an extension can transform your home, VELUX roof windows can bring more natural daylight in to transform your extension.

Roof windows can let in twice as much daylight as vertical windows of the same size, making your new room feel even more spacious while creating a brighter, more comfortable home for you and your family.

With that in mind, here are our top 10 tips to help you design a beautifully light, bright and airy extension.





① Think about how daylight enters your home

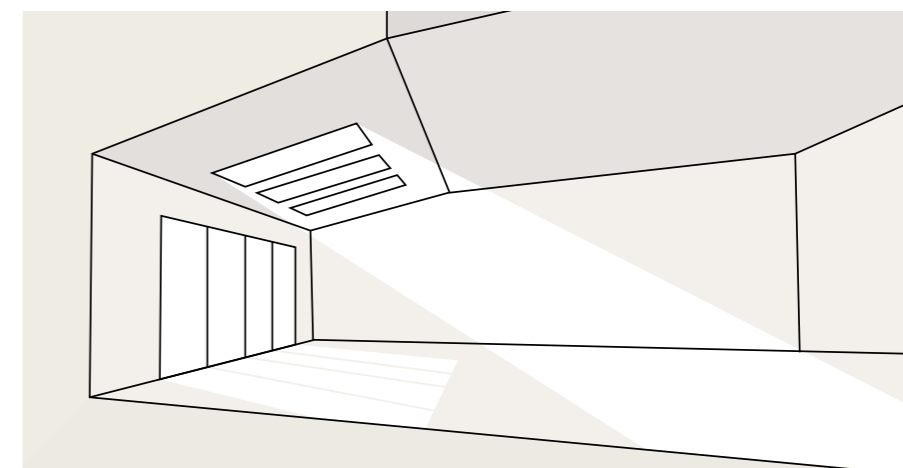
Making natural light work for you

When building your extension, bi-fold or patio doors and any vertical windows are usually positioned further away from your original room. As a result, natural daylight - even on the brightest days - often struggles to reach deep into your home. Too often, the original room ends up relying on artificial lighting to counteract the gloom.

By using VELUX roof windows, you can bring even more natural daylight deeper into your home.

With the right design choices, you can maximise the space's potential and make it work better for your family.

Using VELUX roof windows brings daylight deeper into your space than vertical glazing




Overall floor area **x20% =** Recommended glazed area

See the difference yourself at [velux.ie/extension](https://www.velux.ie/extension)

Include natural daylight from the outset

We are here to help velux.ie/design





Overall floor area **x20% =** Recommended glazed area

Brighter spaces start with smarter design

To maximise the benefits of daylight, it's essential to consider key design factors early in the planning process. **The size, shape and orientation of the building** - along with its exact location and local climate - play an important role in **optimising natural light**. The building components such as façade windows and roof windows should be carefully integrated to enhance daylight distribution.

By prioritising daylight from the outset, you can create brighter, more energy-efficient and comfortable spaces.

Combining VELUX roof windows with vertical glazing is essential as it **allows daylight to enter from all different angles**. By following the daylight rule, you can ensure your roof windows bring daylight deeper into your home, reaching the original rooms. **For optimal comfort, the glazed areas should represent 15-20% of the room's overall floor space**. Don't lose out on daylight – follow the daylight rule.

Read more at [velux.ie/extension](https://www.velux.ie/extension)



② Realise your room's full daylight potential

Being clever with daylight design

The more roof windows you install (and the bigger they are), the more natural daylight you will enjoy in your new extension.

It's not just about the amount of light - where you place your roof windows also impacts how it flows through your space. Discuss the best positioning with your architect or builder to maximise daylight in your extension.

As well as considering how and where daylight enters, the internal finishes you choose are also important. Light-coloured walls, ceilings and floors help reflect and distribute natural light, brightening areas that might otherwise be quite dark.

Read the full article at velux.ie/extension

We offer free expert advice on your roof window project including product specifications, pricing information and if you wish, a 3D visualisation of recommended options.

Visit velux.ie/design

The difference fresh air can make

Adequate and efficient ventilation should be a priority when planning your extension to ensure a well-ventilated living space.

Well-designed, natural ventilation replaces stale, stuffy air with fresh outdoor air, creating a more comfortable environment. It also helps the flow of cooler air throughout the house which prevents it from overheating.

If your new extension will serve as a kitchen, effective ventilation becomes even more essential to ensure air quality and comfort.

VELUX roof windows can help you create a more comfortable indoor climate and a space you and your family will want to spend time in.



Enjoy fresh, clean air in your new extension

See our full range of roof windows at [velux.ie/extension](https://www.velux.ie/extension)

③ Maximise your ventilation



Extending the possibilities


If you're building a flat roof extension, daylight and fresh air should be essential considerations in your design.

Our flat roof window range includes the stylish new flat glass roof window - perfect for a single-storey extension and suitable for roof pitches between 5° and 15°.

If your roof pitch is below 5°, we recommend using our flat or sloped roof window.

If you choose solar or electric rooflights, you'll enjoy natural daylight and fresh air in your extension - all at the touch of a button!

④ Remember, flat roof extensions need natural daylight too



VELUX Flat roof window

We offer a complete range of flat roof windows to cover all needs. From innovative curved and flat glass rooflights to traditional domes, the VELUX flat roof window portfolio is broad and has something for everyone.

Take full control of your home comfort

Manage VELUX solar and electric products anytime and anywhere with VELUX App Control. Open and close your roof windows, blinds and shutters with a single swipe or group them for convenience. Share the app with everyone in your home for a seamless, smart experience.



5 Create a comfortable extension

At your convenience

Adjust your VELUX solar or electric roof windows, blinds and shutters individually or together, and even group them by room for effortless control.

Security at all times

Check on and operate your **solar and electric VELUX roof windows**, blinds and shutters from anywhere, ensuring your home is always under control, even when you're away.

Designed around your lifestyle

Schedule automated routines for blinds and shutters to optimise ventilation in sync with your daily rhythm, creating a home environment tailored to you.

Find out more about VELUX App Control at velux.ie/appcontrol



⑥ More white means more light

Where style meets function

White maintenance-free is our most durable finish, designed to stay pristine without any upkeep.

Moisture resistant

The ideal choice for all room types, especially kitchens, no matter the level of moisture or condensation.

Wipeable surface

The seamless corners and robust material make it quick and easy to clean.

Outstanding quality

The wooden core is encased in a hard-wearing, waterproof white polyurethane mould.

Remember, flat roof extensions need daylight too! Our roof window range includes stylish new flat glass roof windows – perfect for single-storey extensions. Our team are on hand to make the right product recommendation.

VELUX White Maintenance-free roof windows bring a fresh, modern touch to any living space

7 Stay in control of light, heat and privacy

Bright when you need it, shade when you don't

VELUX roof windows bring warmth and light into your extension. Controlling these elements is key to creating an ideal indoor climate and optimum comfort.

Our range of blinds and shutters allow you to take complete control of the amount of light, heat and privacy in your extension.

VELUX anti-heat blinds are easily installed to the outside of your roof window and diffuse the sun's rays before they hit the pane.

You can also match the soft interiors of your extension to our soft drape Roman blinds. VELUX blinds can also be a great choice for the design of your kitchen, with our easy-to-clean Venetian blinds.

You can view our full range of blinds, and order your selection at **[veluxshop.ie](https://www.veluxshop.ie)**

Feel, hear and see the difference

A new extension can be whatever you want it to be. A dining room, new living room, family room or open plan kitchen.

Whatever function your new space takes, VELUX roof windows can help make the space more comfortable, peaceful and calm.

There are several glazing options available to suit your specific needs.

If you live near a motorway, airport or any other loud area, then consider VELUX enhanced noise reduction glazing.

For a comfortable and energy efficient indoor climate, where you optimise heat gain and minimise heat loss, consider VELUX energy efficiency glazing.

⑧ Make your extension a place of peace and calm




Explore your glazing options at resources.velux.ie/glazing

How to create a sun-drenched family-friendly space

Tiffany and her husband Cameron are owners of a beautiful house in Richmond, a vibrant city surrounded by parks, theatres and galleries. Despite the hustle and bustle of city life, they have managed to create a tranquil and peaceful future-proof escape within their home, filled with natural daylight and fresh air.

“I think when we envisioned this room, we knew we were going to love it, but we love it so much more than we ever thought we would!”, Tiffany explained.



9 Find inspiration

Read full case study and watch a film of this extension project at velux.ie/extension

A house with promising opportunities

“We found this house in May 2022. I didn’t really know the area that well, but I had a really good feeling about it because it had a nice feel to it.”

“I wasn’t that keen to take on a massive renovation project, it was more my husband’s idea, we’d just done one! So, I wanted to find something that was already done but then we saw this, and we felt it was such an amazing opportunity.”

Despite their lack of familiarity with the area and Tiffany’s initial reluctance to undertake another extensive renovation project, they both had a positive gut feeling about this property. It was the unexpected discovery of this house that provided them with an exciting, unique and promising opportunity.



A climate controlled, sun-drenched room

The couple selected VELUX roof windows to illuminate their space as the couple wanted a bright, sun-drenched room that they could relax in.

“We chose to go for the VELUX roof windows in this room because we wanted lots of natural light and a really bright space which is perfect if we want to relax on the sofa, put our feet up and read a book. Also, it’s amazing that they open if it’s a nice hot day, we can get lots of fresh air in the room.”

“In addition to the VELUX windows, we also got the awnings for them, which is great because

it also provides lots of heat protection and shade in this room. And we’ve also got the app control which allows me to control all the windows from my phone.”

Their decision to install the app control system enabled them to operate the windows effortlessly from their smartphones, making it easier to manage the room’s climate. The result is a cosy, inviting space that they enjoy spending time in, and is a testament to how the right window choice can transform a living space.

“We spend the majority of our time in this room because it’s so light, so airy and it’s such a nice space to be in.”

Tiffany


A space to suit short-term and long-term needs

“We decided to do the ground floor extension to create this open plan area because we see ourselves being in this house for a long time and having a family here. So, we thought it would be really nice to have this big open space where we can be together. We love to entertain, have family and friends over and it’s so nice to be able to cook for them.”

To align with their long-term goals and create a family-friendly space where they could spend time together, they opted for an open-plan ground floor extension. This decision not only improved their quality of life in the short-term but also provided them with a space to spend time with friends and family.



Read full case study and watch a film of this extension project at velux.ie/extension



10 The earlier you plan for more light, the better

We can't stress enough how important it is to bring in a good professional as early as possible. Not only will they steer your project from start to finish, and work within your budget to help you get the extension you want, but they'll also come up with ideas that you might not have considered.

Here's a quick checklist of things to consider before you start.

Work out your budget

It may seem obvious, but it's essential to carefully assess all aspects of your project and determine your budget. You should allow a 15% contingency to account for any unforeseen costs.

Find professional help

Ask your friends and family for architect or builder recommendations and check that they have relevant experience with home extensions.

Planning early for daylight

Our Daylight Advisory Service can help and give you free personalised advice on the best solutions for your project.

Visit [velux.ie/design](https://www.velux.ie/design)

Planning permission

Ensure you understand the relevant planning rules that apply to your area.

You can get help at:

- citizensinformation.ie/en/housing/planning-permission
- planning.localgov.ie/en/local-government-ireland-planning-system

Set a time frame

This will help you manage both your expectations and, more importantly, your budget. It will also assist the professionals you're working with.



Take your next step

We hope we've provided you with plenty of inspiration and ideas on how adding natural daylight with VELUX roof windows can significantly enhance your extension. Even if you already have an extension, installing roof windows is a simple way to transform your space.

To help you with your project, find:

- Useful information, including an online budget planner
- Product catalogues
- Where to buy your VELUX roof windows
- Your local VELUX Certified Installers

velux.ie/extension

*Source: VELUX Knowledge Centre for Daylight, Energy and Indoor Climate (DEIC). Daylight, Energy and Indoor Climate Basic Book 3rd edition December 2014.

VELUX Company Ltd
Regus Santry
Block B
The Crescent Building
Santry
Dublin
DO9 C6X8

Tel: 01 816 1620

Email: sales@velux.ie

Website: velux.ie/extensions

