

VELUX roof window GLL 85B

Glazing 85



The VELUX bottom-operated, centre-pivot roof window GLL 1085B offers a combination of high thermal efficiency and excellent sound insulation. Bottom operation makes it easy to operate the window when installed in a higher position, for example due to a high knee-wall.

- High-performance triple glazing with excellent thermal efficiency 0.90 W/(m²K), our best value for money offer
- The handle in the bottom part of the window makes the operation convenient when installation is 130-160 cm above floor level.
- Barrel bolts lock the rotated window into place for safe and easy cleaning of the outer glass from inside.
- Easily rotate the window 180° for safe cleaning of the outer glass from the inside.
- Refresh your home by slightly opening the window and fixing it in the top bushing.
- Adjust the bottom handle position to ventilate your home without opening the window.
- Quickly and easily add blinds by simply clicking them into the pre-fitted brackets



Application guidance

The window can be installed in roof pitches between 15° and 90° to the horizontal.



Manually top-operated, centre-pivot roof windows make it possible to place furniture directly below the window without obstructing the window's operation. We recommend an installation height that allows for a clear sight line to the outside from both a standing and seated position. Please note that the optimum window height depends on the roof pitch.

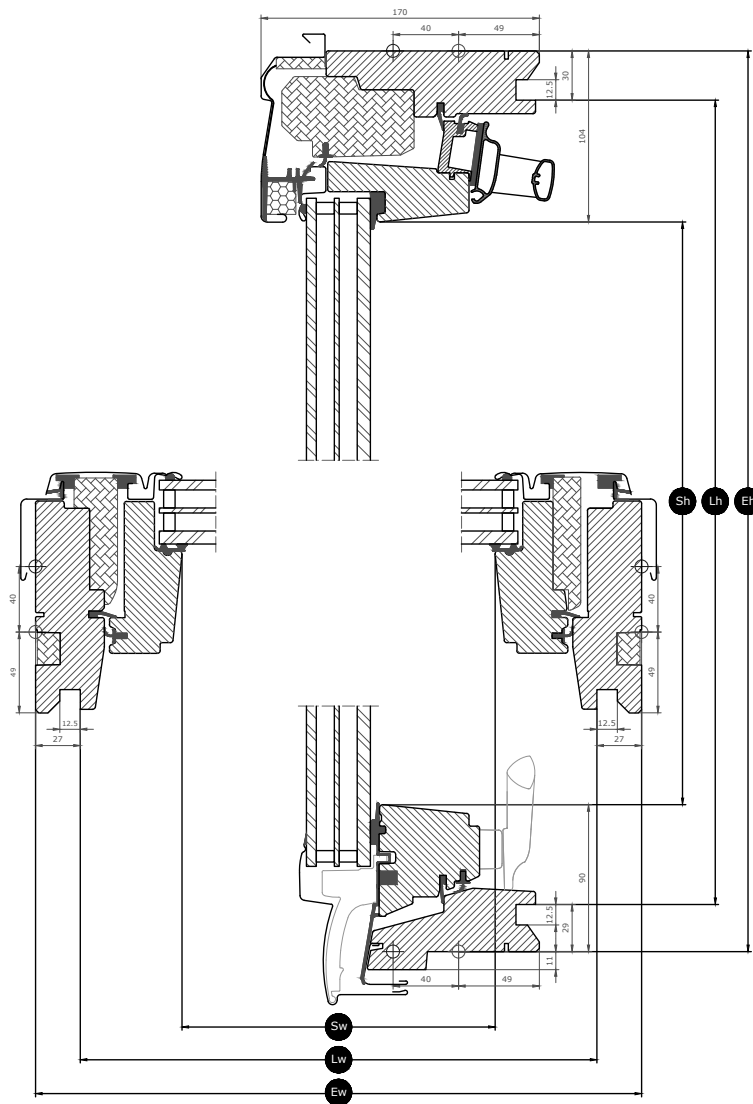
Available sizes and daylight area

	660 mm	780 mm	942 mm
978 mm		GLL MK04 (0.47) [0.53]	
1178 mm	GLL FK06 (0.47) [0.54]	GLL MK06 (0.59) [0.66]	
1398 mm		GLL MK08 (0.72) [0.81]	GLL PK08 (0.92) [1.01]
1600 mm		GLL MK10 (0.85) [0.94]	

All measurements are in mm. () = Effective daylight area, m² [] = Geometric free area, m²

Cross section dimensions












Please note that the view of the cross section is from bottom to top



Width		FK--	MK--	PK--
Sw	Sash aperture width	481	601	763
Lw	Distance between lining grooves, width	605	725	887
Ew	Exterior frame width	660	780	942

Height		--04	--06	--08	--10
Sh	Sash aperture height	784	984	1204	1406
Lh	Distance between lining grooves, height	919	1119	1339	1541
Eh	Exterior frame height	978	1178	1398	1600

Glazing features

Glazing 85		
	Heat insulation The low energy glazing unit reduces heat loss through the window and enhanced indoor comfort.	$U_g = 0.4 \text{ W/ (m}^2\text{K)}$
	Solar gain In colder climates and in rooms with large window areas, solar gain provides a better indoor climate during winter periods.	0.45
	Solar protection In warm climates and in rooms with large window areas, a sun protective glazing unit provides a better indoor climate during summer periods.	★★★★☆
	Security Thicker laminated inner glass increases resistance to manual attack (burglary).	★★★★☆
	Safety lamination Prevents glass from falling into the room in case of accidental breakage.	
	Toughened glass Adds strength to the outer glass surface to protect from wayward balls and extreme weather such as heavy storms and hail.	✓
	UV filter Protects your interior furnishings and flooring from fading due to the sun's harmful UV rays.	
	Rain noise reduction Rain noise reduction creates a barrier between the window and the weather outside for undisturbed moments during rainy days – or nights.	✓
	Easy-to-clean Dirt-repellent coating lets you spend less time cleaning and more time enjoying the view.	✓
	Anti-dew The anti-dew coating significantly reduces the days with dew on the outer glass and thus gives you a clear view.	✓

Glazing structure

Glazing unit	Composition (from inside to outside)
Triple-glazed	8 mm float glass - 11.5 mm krypton - 3 mm heat strengthened glass - 11.5 mm krypton - 6 mm toughened glass

Technical values for the window

Overview of technical values for the product, covering among other, CE marking in accordance with EN 14351-1.

Window characteristics	Performance
Thermal transmittance (U-value)	0.90 W/(m ² K)
Light transmittance (τ _v)	0.63
Total solar energy transmittance (g-value)	0.45
Sound insulation (R _w)	38(-1;-4) dB
Air permeability, [class]	4
External fire performance - British [class]	AA
External fire performance - European [class]	npd
Impact resistance [class]	NPD
Load-bearing capacity of safety devices	✓
Reaction to fire [class]	C-s1,d0
Resistance to snow load	See glazing composition
Resistance to wind load [class]	C3 (>SK08: NPD)
Water tightness [class]	9A

NPD: No Performance Determined

Visible features

**Operating handle, centre-pivot, bottom**

Easy to operate handle allows for effortless opening and closing of the window, and can be locked into ventilation position.

**Blind bracket, manual**

Easily install blinds on the window without the need for extra tools. Simply click on the blind in the pre-fitted brackets.

**Frame hinge, centre-pivot, side**

Durable hinge design allows for reliable operation and enables the sash to be rotated for easy cleaning of the outer glass.

**Interior insulation, frame top sides**

Innovative ThermoTechnology™ insulation is integrated into the top frame sides of the window to increase energy-efficiency.

**Barrel bolt**

The barrel bolt can be placed into the integrated barrel bolt bushing to secure the window for cleaning of outer glass surface or for safe ventilation.

**Data plate**

Every VELUX roof window has a unique data plate with information that can be used to look up CE marking documentation, when purchasing accessories or in case of service or replacement.

Interior finish

Material Description	Clear lacquer Finished with double coat.
Colour code NCS, inner surface	No colour code
Colour code nearest RAL, inner surface	No colour code

Exterior covers

The availability of the variants listed below may change. For the most accurate and up to date information, please refer to the current product catalogue or price list.

Material Description	Aluminium, dark grey Dark grey
Colour code NCS, outer surface	S 7500-N
Colour code nearest RAL, outer surface	7043

Cleaning and maintenance



To clean the outer glass surface from the inside, rotate sash manually and secure in cleaning position with barrel bolts.



VELUX repair and maintenance kits are available.

Guarantee period

Flashings and installation products



Flashings

Install the VELUX roof window in virtually any roofing material by using genuine VELUX flashing solutions. Our flashings are designed specifically for the exact size and shape of the roof windows to create perfect, watertight fit. Flashings can also be used to combine multiple roof windows.

Installation products

Ensure a proper installation and an air- and watertight connection between the window and roof with VELUX installation products. All installation products are designed to perfectly fit the roof window for a reliable and durable result.

Blinds, awnings and shutters

Complete the VELUX roof window installation with roller shutters and awning blinds for heat protection and interior blinds for light dimming, blackout and insect protection. Choose from a wide range of manually operated products that are made to fit the particular window type and size. Please contact your local VELUX sales company for more details about compatibility.

Further information

We reserve the right to make technical changes.

For more information on our products, please visit <https://velux.com>.