


# VELUX roof window GBL for low-pitched roofs

**VELUX®**




VELUX roof window GBL is ideal for roofs with a roof pitch between 10° and 20°. It is totally water-resistant and offers a precisely crafted glass-to-edge technology providing a seamless and stunning fit.

- Ideal for low-pitched roofs, this roof window is precisely crafted with glass-to-edge technology and is totally water resistant, even down to 10°.
- The glazing comes standard with premium features like safety lamination, toughened glass, UV filter and our unique rain noise reduction.
- Open the top control bar to the ventilation position for fresh air through a closed window.
- Upgrade to a remote-controlled solar-powered motor for extra convenience.
- Refresh your home by slightly opening the window and fixing it in the top bushing.
- Easily rotate the window 180° for safe cleaning of the outer glass from the inside.
- Removable and cleanable ventilation filter protects your home from dust and insects while ventilating.



## Application guidance

The window can be installed in roof pitches between 10° and 20° to the horizontal.



This manually top-operated, centre-pivot roof window is precisely crafted with glass-to-edge technology and totally water resistant, even down to 10 degrees.  
For out-of-reach situations, this roof window can be upgraded to solar powered operation via VELUX conversion kit (KSX).

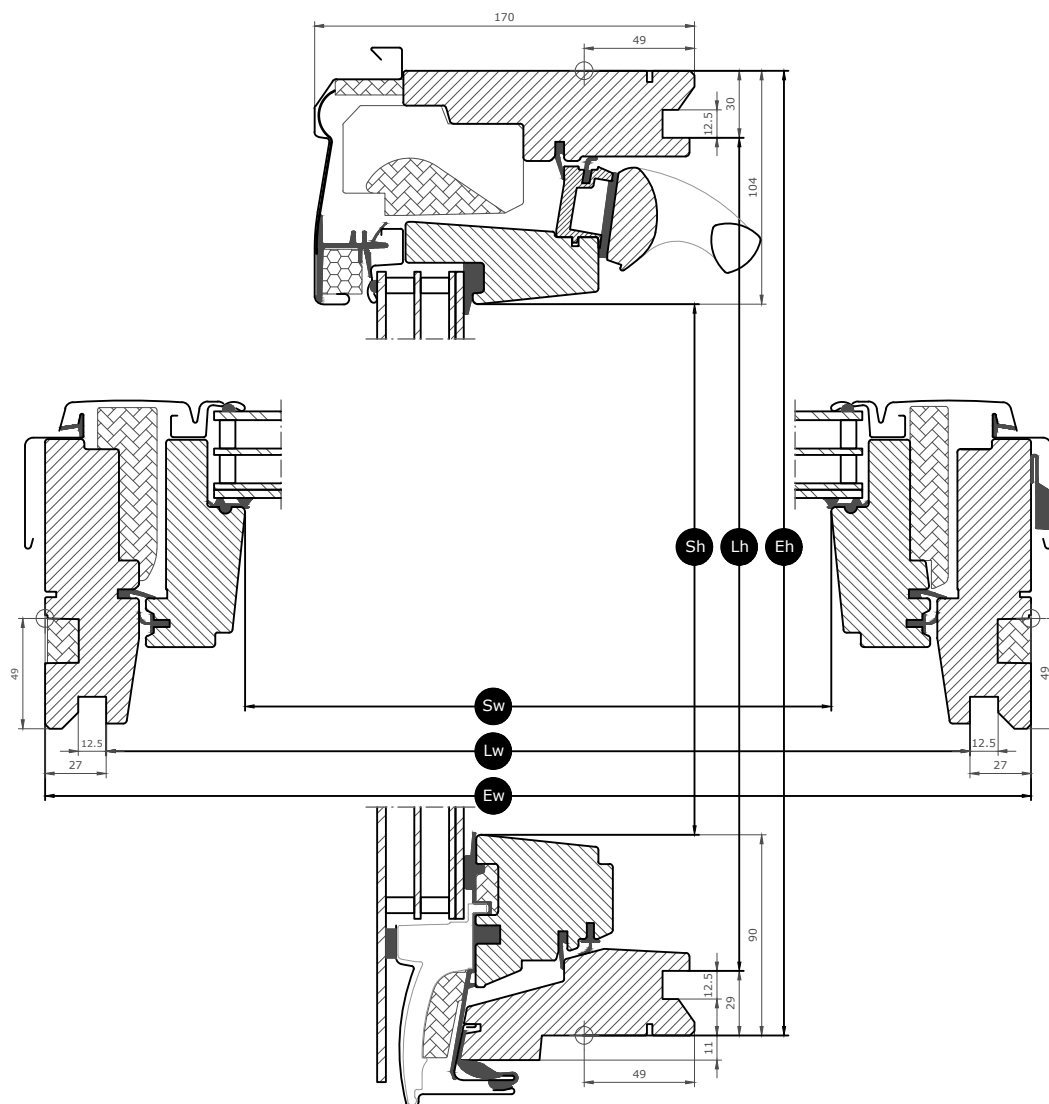
## Available sizes and daylight area

The size overview shows the availability across the different glazing variants. Please note that the individual glazing variant may not be available in all the sizes shown.

	550	780	942	1140
698				GBL SK01 (0.48)
978	GBL CK04 (0.29)	GBL MK04 (0.47)	GBL PK04 (0.60)	
1178		GBL MK06 (0.59)		GBL SK06 (0.95)
1398		GBL MK08 (0.72)		

All measurements are in mm. ( ) = Effective daylight area, m²

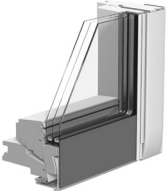








## Cross section dimensions



Width		CK--	MK--	PK--	SK--
Sw	Sash aperture width	371	601	763	961
Lw	Distance between lining grooves, width	495	725	887	1085
Ew	External frame width	550	780	942	1140

Height		--01	--04	--06	--08
Sh	Sash aperture height	504	784	984	1204
Lh	Distance between lining grooves, height	639	919	1119	1339
Eh	External frame height	698	978	1178	1398

## Glazing features


		Glazing 15
 Solar protection	★★★★☆	
 Security	★★★★☆	
 Safety lamination	✓	
 Toughened glass	✓	
 UV filter	✓	
 Rain noise reduction	✓	
 Easy-to-clean		
 Anti-dew		

### Glazing structure

Glazing variant	Glazing unit	Variant composition
Glazing 15	Triple-glazed	6.8 mm laminated float glass - 13 mm Argon - 3 mm heat strengthened glass - 13 mm Argon - 4 mm toughened glass with enamel

## Technical values for the window

Overview of technical values for the product, covering among other, CE marking in accordance with EN 14351-2.

		Glazing 15
Window characteristics	Performance	
Thermal transmittance	1.1 W/(m2K)	
Light transmittance	0.68	
Total solar energy transmittance	0.50	
Sound insulation	35(-1;-3)	
Air permeability	4	
External fire performance - British	AC	
External fire performance - European	NPD	
Impact resistance	3	
Load-bearing capacity of safety devices	✓	
Reaction to fire	C-s1,d2	
Resistance to snow load	**	
Resistance to wind load	C3 (>SK06: NPD)	
Water tightness	E900	

Resistance to snow load = \*\* See glazing composition

NPD: No performance determined

## Interior finish

---

Material Description	White-painted Finished with triple coat, white painted.
Colour code NCS, inner surface	S 0500-N
Colour code nearest RAL, inner surface	9003

## Exterior covers

---

Material Description	Aluminium, dark grey Dark grey
Colour code NCS, outer surface	S 7500-N
Colour code nearest RAL, outer surface	7043

## Cleaning and maintenance

---



To clean the outer glass surface from the inside, rotate sash manually and secure in cleaning position with barrel bolts.



VELUX repair and maintenance kits are available.

## Guarantee period


---



The full terms and conditions of the VELUX Product Guarantee are available on our website [www.velux.co.uk](http://www.velux.co.uk) or [www.velux.ie](http://www.velux.ie)

## Flashings and installation products

---



### **Flashings**

Install the VELUX roof window in virtually any roofing material by using genuine VELUX flashing solutions. Our flashings are designed specifically for the exact size and shape of the roof windows to create perfect, watertight fit. Flashings can also be used to combine multiple roof windows.

### **Installation products**

Ensure a proper installation and an air- and watertight connection between the window and roof with VELUX installation products. All installation products are designed to perfectly fit the roof window for a reliable and durable result.

## Blinds, awnings and shutters

---

Complete the VELUX roof window installation with roller shutters and awning blinds for heat protection and interior blinds for light dimming, blackout and insect protection. Choose from a wide range of manually operated or remote-controlled products that are made to fit the particular window type and size. Please contact your local VELUX sales company for more details about compatibility.

## Further information

---

We reserve the right to make technical changes.

For more information on our products, please visit <https://www.velux.co.uk> or <https://www.velux.ie>.