

# VELUX side-hung roof exit window GXU

**VELUX®**



The VELUX craftsman's roof exit GXU is designed to provide safe and convenient access to the roof. Side-hung, it opens outwards and the sash can be positioned to the left or to the right to meet the needs of any space. Made from a strong core of thermo-modified wood with an extremely durable polyurethane coating, the window is maintenance-free and moisture-resistant.

- Opens wide and stays firmly in place thanks to the compound arm with gas spring.
- Easily open the window using the convenient handle in the middle of the side sash.
- Offers convenient access to the roof and is configurable for left or right opening to meet your needs.
- Maintenance-free, polyurethane coating makes the window ideal when easy maintenance is key.



## Application guidance

The roof window can be installed in roof pitches between 15° and 85° to the horizontal.



The window is opened by turning the side handle and pushing outwards. When fully open, the sash will be secured by the compound action arm to allow convenient access to the roof.

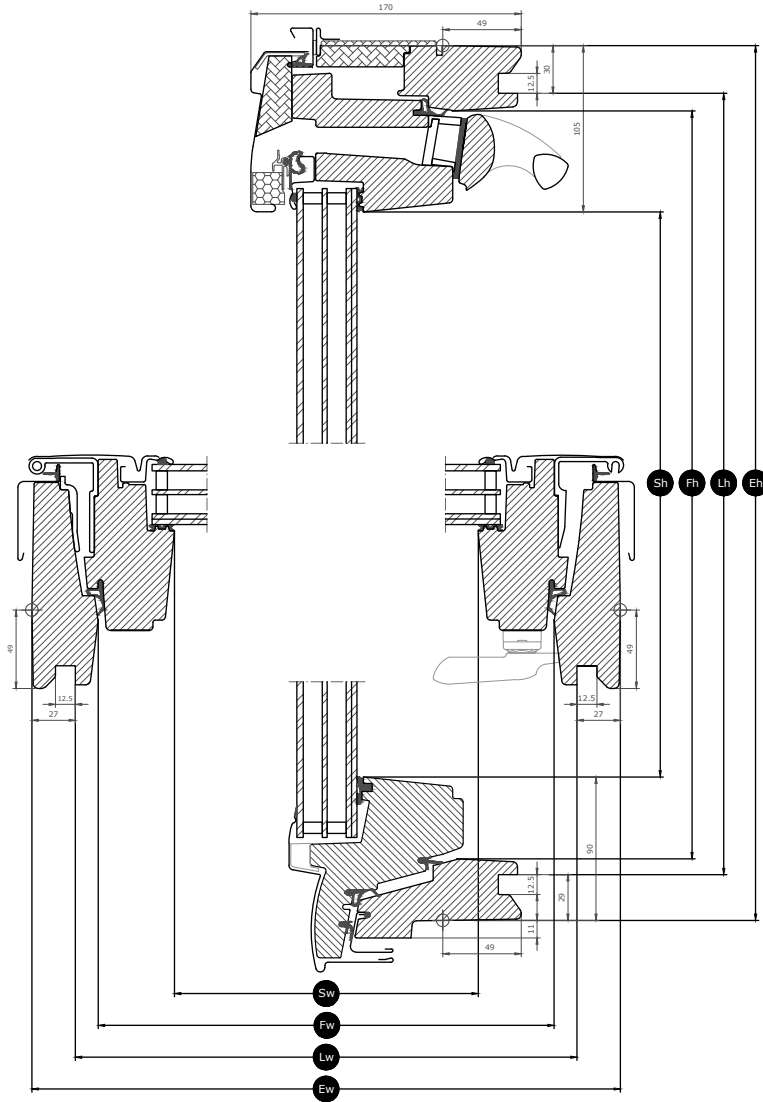
## Available sizes and daylight area

The size overview shows the availability across the different glazing variants. Please note that the individual glazing variant may not be available in all the sizes shown.

	550	660
978	GXU CK04 (0.29)	
1178	GXU CK06 (0.37)	GXU FK06 (0.47)

All measurements are in mm. ( ) = Effective daylight area, m<sup>2</sup>










# Cross section dimensions



Width		CK--	FK--
Sw	Sash aperture width	371	481
Lw	Distance between lining grooves, width	495	605
Ew	Exterior frame width	550	660

Height		--04	--06
Sh	Sash aperture height	784	984
Lh	Distance between lining grooves, height	919	1119
Eh	Exterior frame height	978	1178

## Glazing features


	Glazing 66SG	Glazing 70
 Solar protection	★★★★☆	★★★★☆
 Security	★★★★☆	★★★★☆
 Safety lamination	✓	✓
 Toughened glass	✓	✓
 UV filter	✓	✓
 Rain noise reduction	✓	✓
 Easy-to-clean	✓	
 Anti-dew	✓	

### Glazing structure

Glazing variant	Glazing unit	Composition (from inside to outside)
Glazing 66SG	Triple-glazed	6.8 mm laminated float glass - 13 mm Argon - 3 mm heat strengthened glass - 13 mm Argon - 4 mm toughened glass
Glazing 70	Double-glazed	6.8 mm laminated float glass - 16 mm Argon - 4 mm toughened glass

## Technical values for the window

Overview of technical values for the product, covering among other, CE marking in accordance with EN 14351-1.

	<div style="display: flex; justify-content: space-around;"> <span>Glazing 66SG</span> <span>Glazing 70</span> </div>	
	Window characteristics	Performance
Thermal transmittance (U-value)	1.0 W/(m <sup>2</sup> K)	1.3 W/(m <sup>2</sup> K)
Light transmittance (τ <sub>v</sub> )	0.62	0.68
Total solar energy transmittance (g-value)	0.44	0.46
Sound insulation (R <sub>w</sub> )	37(-2;-4)	35(-1;-3)
Air permeability, [class]	4	4
External fire performance - British [class]	AA	AA
External fire performance - European [class]	npd	npd
Impact resistance [class]	3	3
Load-bearing capacity of safety devices	√	√
Reaction to fire [class]	D-s3,d2	D-s3,d2
Resistance to snow load	**	**
Resistance to wind load [class]	C3 (>SK08: NPD)	C3 (>SK08: NPD)
Water tightness [class]	9A	9A

Resistance to snow load = \*\* See glazing composition

NPD: No Performance Determined

## Interior finish

---

Material Description	White maintenance-free Finished with polyurethane lacquer.
Colour code NCS, inner surface	S 0500-N
Colour code nearest RAL, inner surface	9003


## Exterior covers

---

Material Description	Aluminium, dark grey Dark grey	Titanium zinc	Untreated copper
Colour code NCS, outer surface	S 7500-N	No colour code	
Colour code nearest RAL, outer surface	7043	No colour code	

## Cleaning and maintenance

---



Frame and sash can be cleaned with ordinary household cleaners. If necessary, the outer glass surface is cleaned from the outside.



VELUX repair and maintenance kits are available.

## Guarantee period

---

## Flashings and installation products

---



### Flashings

Install the VELUX roof window in virtually any roofing material by using genuine VELUX flashing solutions. Our flashings are designed specifically for the exact size and shape of the roof windows to create perfect, watertight fit. Flashings can also be used to combine multiple roof windows.

### Installation products

Ensure a proper installation and an air- and watertight connection between the window and roof with VELUX installation products. All installation products are designed to perfectly fit the roof window for a reliable and durable result.

## Blinds, awnings and shutters

---

Complete the VELUX roof window installation with interior blinds for light dimming. Choose from a wide range of manually operated or remote-controlled blinds that are made to fit the particular window type and size. Please contact your local VELUX sales company for more details about compatibility.

## Further information

---

We reserve the right to make technical changes.

For more information on our products, please visit <https://velux.com>.