

VELUX side-hung roof exit window GXU

VELUX®



The VELUX craftsman's roof exit GXU is designed to provide safe and convenient access to the roof. Side-hung, it opens outwards and the sash can be positioned to the left or to the right to meet the needs of any space. Made from a strong core of thermo-modified wood with an extremely durable polyurethane coating, the window is maintenance-free and moisture-resistant.

- Opens wide and stays firmly in place thanks to the compound arm with gas spring.
- Easily open the window using the convenient handle in the middle of the side sash.
- Offers convenient access to the roof and is configurable for left or right opening to meet your needs.
- Maintenance-free, polyurethane coating makes the window ideal when easy maintenance is key.



Application guidance

The roof window can be installed in roof pitches between 15° and 85° to the horizontal.



The window is opened by turning the side handle and pushing outwards. When fully open, the sash will be secured by the compound action arm to allow convenient access to the roof.

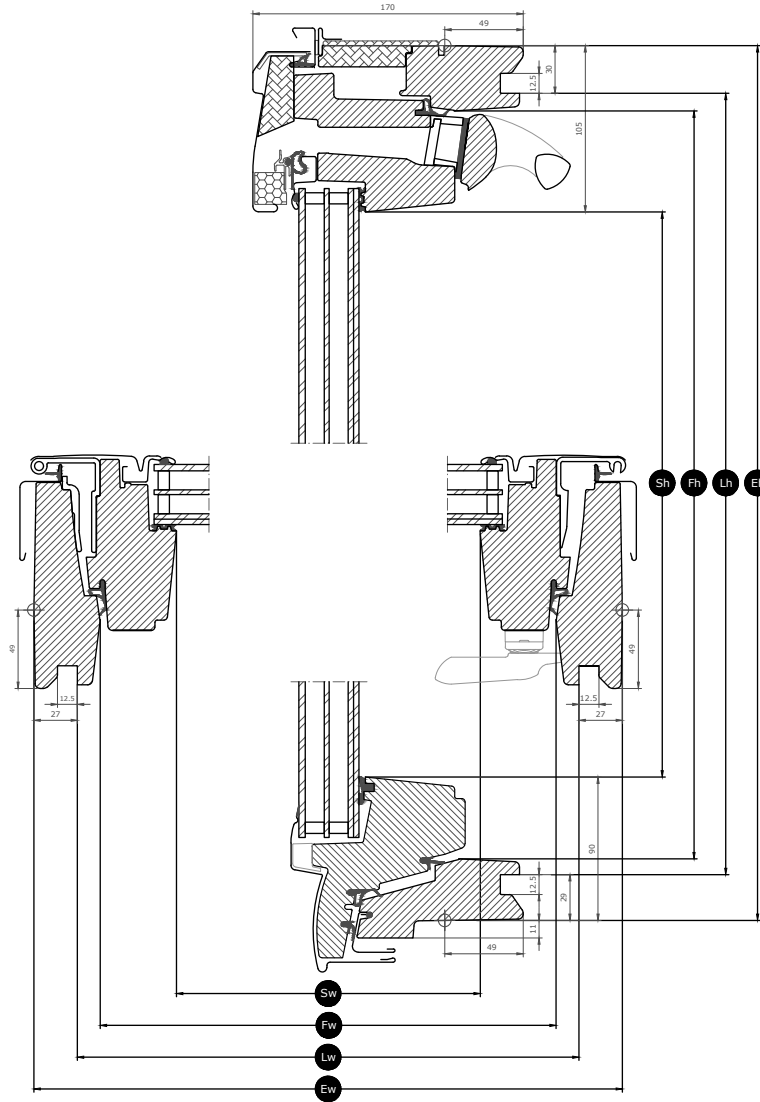
Available sizes and daylight area

The size overview shows the availability across the different glazing variants. Please note that the individual glazing variant may not be available in all the sizes shown.

<STEPTABLE O="ProductType-1356-0" OT="Product" TF=" " TT="27997589" VC="Context4"
VO="26405707" W="Approved" />

All measurements are in mm. () = Effective daylight area, m² [] = Geometric free area, m²










Cross section dimensions



Width		CK--	FK--
Sw	Sash aperture width	371	481
Lw	Distance between lining grooves, width	495	605
Ew	External frame width	550	660

Height		--04	--06
Sh	Sash aperture height	784	984
Lh	Distance between lining grooves, height	919	1119
Eh	External frame height	978	1178

Glazing features


		Glazing 70
 Solar protection	★★★★☆	
 Security	★★★★☆	
 Safety lamination	✓	
 Toughened glass	✓	
 UV filter	✓	
 Rain noise reduction	✓	
 Easy-to-clean		
 Anti-dew		

Glazing structure

Glazing variant	Glazing unit	Variant composition
Glazing 70	Double-glazed	6.8 mm laminated float glass - 16 mm Argon - 4 mm toughened glass

Technical values for the window

Overview of technical values for the product, covering among other, CE marking in accordance with EN 14351-1.

		Glazing 70
Window characteristics		
Thermal transmittance	1.3 W/(m ² K)	
Light transmittance	0.68	
Total solar energy transmittance	0.46	
Sound insulation	35(-1;-3)	
Air permeability	4	
External fire performance - British	AA	
External fire performance - European	npd	
Impact resistance	3	
Load-bearing capacity of safety devices	✓	
Reaction to fire	D-s3,d2	
Resistance to snow load	**	
Resistance to wind load	C3 (>SK08: NPD)	
Water tightness	9A	

Resistance to snow load = ** See glazing composition

NPD: No performance determined

Interior finish

Material Description	White maintenance-free Finished with polyurethane lacquer.
Colour code NCS, inner surface	S 0500-N
Colour code nearest RAL, inner surface	9003

Exterior covers

The availability of the variants listed below may change. For the most accurate and up to date information, please refer to the current product catalogue or price list.

Material Description	Aluminium, dark grey Dark grey	Titanium zinc	Untreated copper
Colour code NCS, outer surface	S 7500-N	No colour code	No colour code
Colour code nearest RAL, outer surface	7043	No colour code	No colour code

Cleaning and maintenance



Frame and sash can be cleaned with ordinary household cleaners. If necessary, the outer glass surface is cleaned from the outside.



VELUX repair and maintenance kits are available.

Guarantee period



The full terms and conditions of the VELUX Product Guarantee are available on our website www.velux.co.uk or www.velux.ie

Flashings and installation products



Flashings

Install the VELUX roof window in virtually any roofing material by using genuine VELUX flashing solutions. Our flashings are designed specifically for the exact size and shape of the roof windows to create perfect, watertight fit. Flashings can also be used to combine multiple roof windows.

Installation products

Ensure a proper installation and an air- and watertight connection between the window and roof with VELUX installation products. All installation products are designed to perfectly fit the roof window for a reliable and durable result.

Blinds, awnings and shutters

Complete the VELUX roof window installation with interior blinds for light dimming. Choose from a wide range of manually operated or remote-controlled blinds that are made to fit the particular window type and size. Please contact your local VELUX sales company for more details about compatibility.

Further information

We reserve the right to make technical changes.

For more information on our products, please visit <https://www.velux.co.uk> or <https://www.velux.ie>.