



**VELUX®**

# Creating a loft conversion that captures daylight

**10** tips to help you get the most out of your loft conversion project



# Reach your loft conversion's full daylight potential

Where there isn't space for facade windows, the answer is VELUX roof windows. In a loft conversion, roof windows aren't just a feature - they're the main source of natural light.

They bring daylight directly into the centre of your new space and make your conversion feel seamlessly connected to the rest of your home.

**With that in mind, here are our top 10 tips to help you design a beautifully light, bright and airy loft.**





# 1 Plan how your daylight flows and design your space around it

## Plan smart from the start

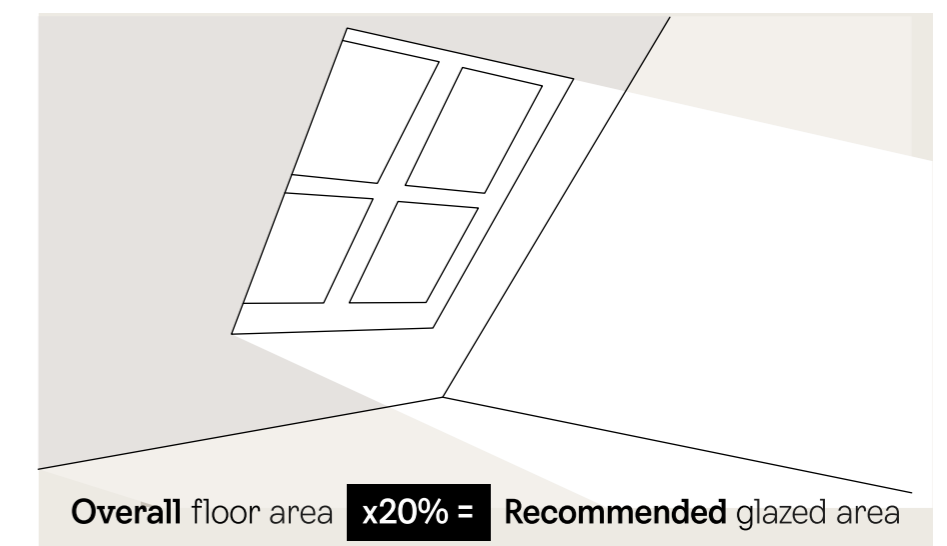
Converting your loft can add value to your home - expanding your living space as well as its market value.

If you're going to invest time, money and effort in a loft conversion, you need to consider every aspect up front and get it spot on first time. A common regret is not choosing the right windows - or not adding enough to really transform the space.

That's why getting daylight right from the beginning helps your loft feel brighter, more spacious and a joy to live in.

### VELUX roof windows draw daylight deeper


To truly elevate your space, aim for a glazed area that's at least 20% of the room's floor area - it's a simple rule that will leave you with exceptional results.



See the difference yourself at [velux.co.uk/lofts](https://www.velux.co.uk/lofts)

# Include natural light from the outset

We are here to help [velux.co.uk/design-advice](https://velux.co.uk/design-advice)



# Brighter spaces start with smarter design

To maximise the benefits of daylight, it's essential to consider key design factors early in the planning process. **The size, shape and orientation of the building** - along with its exact location and local climate - play an important role in **optimising natural light**. In loft conversions, roof windows should be carefully positioned to complement the room layout and to capture the moving light, throughout the day.

Headroom in loft spaces can be restricted, compared with other rooms in the house. Roof windows that open outwards and upwards, such as VELUX Top-hung or Roof balcony windows, enhance the feeling of space.

By prioritising daylight from the outset, you can create brighter, more energy-efficient and comfortable spaces.

Following the daylight rule, you can ensure your roof windows draw in much-needed daylight into your loft. **For optimal comfort, the glazed areas should represent 15-20% of the room's overall floor space.** Don't lose out on daylight – follow the daylight rule.

Read more at [velux.co.uk/lofts](https://www.velux.co.uk/lofts)

Overall floor area **x20% =** Recommended glazed area



## ② Realise your loft's full daylight potential

# Being clever with daylight design

The more roof windows you install - and the larger they are - the more daylight you'll bring into your loft conversion.

But it's not just about the amount of light that enters - where you place your roof windows will impact how it moves through your space.

Alongside roof window placement, your choice of internal finishes will make a difference too. Light-coloured ceilings and floors help reflect and spread daylight, brightening areas that might otherwise feel dark.

For a greater sense of openness, a balcony roof window brings the outdoors in with floor-to-ceiling daylight, fresh air and an enhanced feeling of space.

Read the full article at [velux.co.uk/lofts](https://www.velux.co.uk/lofts)



We offer free expert advice on your roof window project including product specifications, pricing information and if you wish, a 3D visualisation of recommended options.

Visit [velux.co.uk/design-advice](https://www.velux.co.uk/design-advice)

# The difference fresh air can make

Ventilation is essential when converting your loft into a bedroom, bathroom or office.

That's because effective ventilation will replace stale air with fresh air, maintaining a comfortable and healthy indoor environment. In loft spaces, where heat naturally rises, consistent airflow prevents overheating and supports a comfortable indoor climate all year round.

VELUX roof windows bring the outdoors in. They help create a bright, breathable space that's ready to live in.



Enjoy fresh, clean air in your new loft conversion

See our full range of roof windows at [velux.co.uk/products](https://www.velux.co.uk/products)

3 Maximise your ventilation

# More room, more light, more living

A daylight solution isn't just about the amount of light you have coming in. It's also about making the most of views, maximising the sense of space and creating a room that looks great, feels great and works just the way you want it to.

**Did you know there are alternatives to traditional dormers that can enhance headroom and transform your loft?**

The VELUX dormer offers a lighter, brighter alternative to the traditional dormer. As it brings in light and air from the side and above, you get up to two and a half times more daylight compared to a traditional dormer.

For even more flexibility, a custom combination of VELUX roof windows allow you to tailor a larger, light-filled opening to suit your room and lifestyle.

With support from our Design Advisory Service and solar or electric options for easy ventilation, both solutions maximise daylight and open up the space.

## ④ Frame the view and feel the difference



### VELUX roof windows for loft conversions

Discover our collection of roof windows designed to complement every style of loft. Each product has been thoughtfully crafted for lasting performance and effortless elegance, drawing in maximum daylight to enhance your everyday.



## 5 Design a comfortable conversion

# Take full control of your home comfort

Manage VELUX solar and electric products anytime and anywhere with VELUX App Control. Open and close your roof windows, blinds and shutters with a single swipe or group them for convenience. Share the app with everyone in your home for a seamless, smart experience.



### At your convenience

Adjust your VELUX solar or electric roof windows, blinds and shutters individually or together, and even group them by room for effortless control.

### Security at all times

Check on and operate your **solar and electric VELUX roof windows**, blinds and shutters from anywhere, ensuring your home is always under control, even when you're away.

### Designed around your lifestyle

Schedule automated routines for blinds and shutters to optimise ventilation in sync with your daily rhythm, creating a home environment tailored to you.

Find out more about VELUX App Control at  
**[velux.co.uk/velux-app-control](https://velux.co.uk/velux-app-control)**



⑥ More white  
means more light

# Where style meets function

VELUX offer a range of interior roof window finishes to suit the unique style of your home. For brighter, lighter loft spaces - we recommend a **White maintenance-free finish**. With a durable and wipeable surface, as the name suggests, there's no upkeep required.

## Moisture resistant

The ideal choice for all room types, especially bathrooms, no matter the level of moisture or condensation.

## Wipeable surface

The seamless corners and robust material make it quick and easy to clean.

## Outstanding quality

The wooden core is encased in a hard-wearing, waterproof white polyurethane mould.

Browse of roof window range to find the right fit for your design. Our team is always on hand to make the right product recommendation.

VELUX White Maintenance-free  
roof windows bring a fresh,  
modern touch to any living space

## 7 Stay in control of light, heat and privacy

## Bright when you need it, shade when you don't


VELUX roof windows bring plenty of fresh air and an abundance of light into your loft conversion, and to stay comfortable all year round, it's important to control these elements.

With VELUX blinds and shutters, you can easily manage how much light and heat enters the room, while also adding privacy.

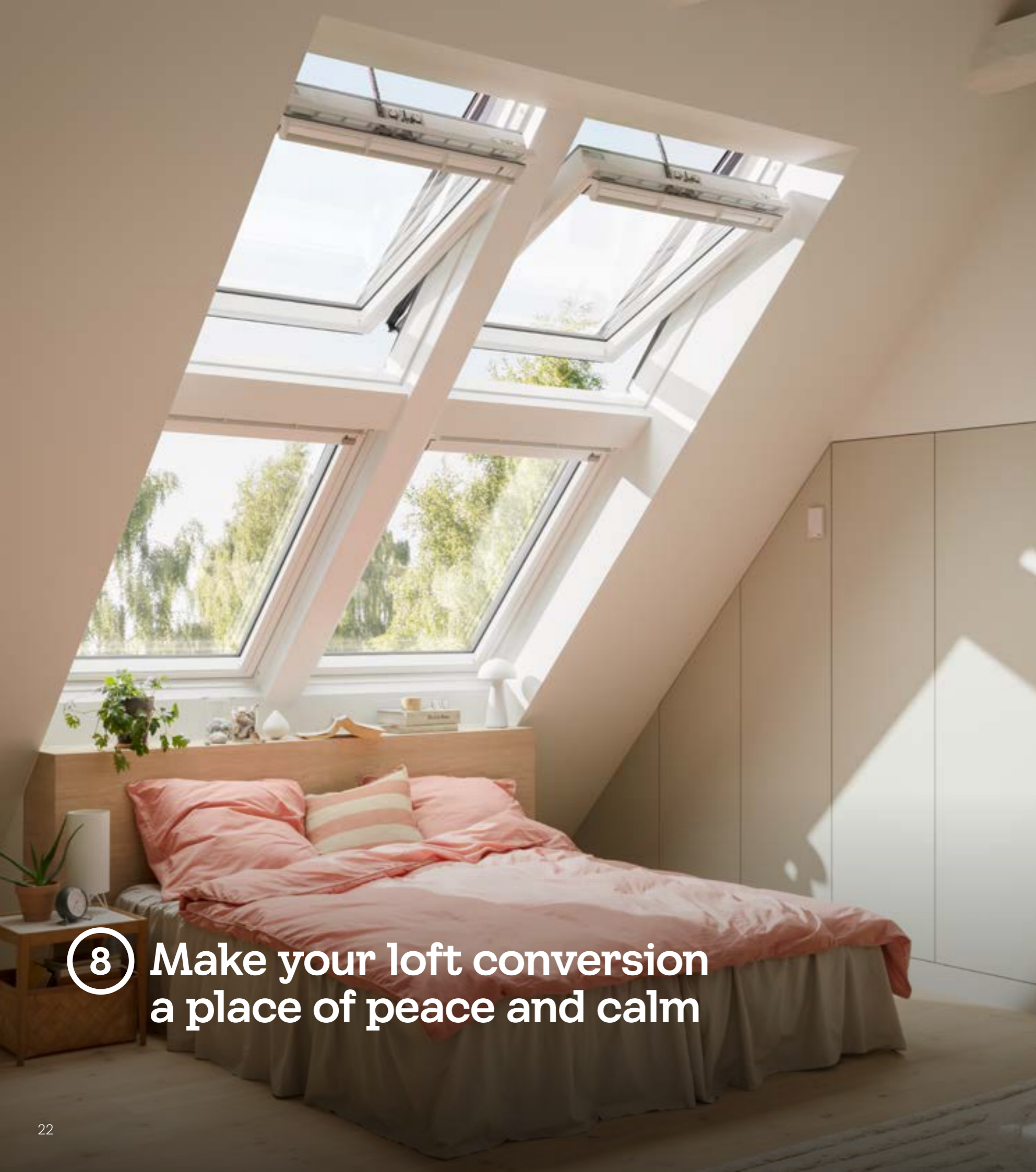
There's a wide range of styles, colours and sizes designed to fit VELUX roof windows perfectly, so you can finish your loft with a look that suits the rest of your interior. Choose from Roller, Pleated or Venetian style blinds and more.

- **Blackout blinds** – perfect for loft bedrooms, giving you complete darkness for a restful night.
- **Duo blackout blinds** – a blackout blind and a pleated blind in one, offering total darkness at night and softly diffused daylight during the day.

Whatever you're creating in your loft - a snug hideaway, a bright studio or a restful bedroom - VELUX blinds and shutters allow you get the look and feel just right.



You can view our full range of blinds, and order your selection at [veluxblindsdirect.co.uk](https://www.veluxblindsdirect.co.uk)



## ⑧ Make your loft conversion a place of peace and calm

# Feel, hear and see the difference

Your loft conversion should be more than just extra space - it should feel calm, comfortable and quiet. However you use it, the right glazing will make all the difference.

VELUX roof windows are built to do more - with features like rain noise reduction, UV protection, toughened glass and laminated safety glazing.

### **For everyday comfort**

Our double-glazed roof windows offer excellent insulation and noise reduction as standard - ideal for turning your loft into a warm and peaceful living space.

### **For energy efficiency**

VELUX glazing offers strong Uw values to help keep the heat in during colder months and reduce energy use year round.

### **For sound insulation**

If your loft is near a busy road, railway or flight path, consider glazing with higher dB ratings to dampen the outside noise.

Whatever your vision for your loft, VELUX glazing options let you feel the warmth, hear the quiet and enjoy the transformation.



Explore your glazing options at  
[resources.velux.co.uk/glazing](https://resources.velux.co.uk/glazing)



⑨ Find inspiration

# Enhancing a conservation area home

Owners of this property in Northamptonshire, husband and wife Anthony and Katherine live with their two daughters, Mila and Bella, and their beloved dog, Bailey.

Located in a conservation area, the family had to be mindful of their renovations to ensure they protected the architectural and historic aesthetics of the home, so their property remained in keeping with the surrounding area.



## A space to boost wellbeing

Creating a separate area away from the busy lifestyle for this young family was important, somewhere where they can connect with nature and escape into a world of their own.

“It’s been a bit of a labour of love, and the more we’ve done the more we’ve wanted to do. So, from the downstairs we’ve then moved upstairs.”

“Having the space up here is just a really nice haven for us to escape, it’s great for our wellbeing. I personally, love coming up here and reading a book with a cup of coffee.”

Maximum light, maximum character

## A window of opportunities

Transforming this Edwardian home with roof balcony windows has allowed the family to optimise a space that would otherwise be restricted by a pitched roof.

“Having the roof balcony windows in here is just lovely, they let in so much natural light – it’s beautiful. Given we have a pitched roof, it enables us to stand right in the window and take full advantage of the views and gives us a lot more floor space.”

## Fresh air and flexible lighting choices

“We’ve got the VELUX duo blinds, they allow us to have a bit of diffused light in the room. Quite often we’ll have the blackout blinds down at night, but it still means we can have the window open a little bit and have some fresh air coming in, and it is honestly great for a good night’s sleep.”

## Perfect ventilation

Keeping the bathroom a healthy and clean place with minimal condensation was a goal for Anthony and Katherine from the beginning, and the VELUX conservation windows have enabled them to achieve this with ease.

“One of the conservation windows is in the en suite, so if I’m running a hot, steamy bath it allows me to open up the window and let the fresh air in, get rid of all that humidity and enjoy being in that space.”



## Small changes that add big value

“We love the space that we’ve created for our family, and it’s become one of our favourite rooms in the house. It is actually great to know that we’ve added value to the house and that’s really given us extra peace of mind.”

For Anthony and Katherine, renovating their home has been an exciting process, and it’s been made even better by the fact that they’ve added value to their home. This makes it a net gain for the family in the long run, and that’s something they can be proud of.

“When I do let the kids come up, it is also lovely for us to shut the blackout blinds, all cuddle up on the bed together and put a movie on.”

Katherine



## 10 The earlier you plan, the brighter the outcome

We can't stress enough how important it is to bring in a good professional as early as possible. Not only will they steer your project from start to finish, and work within your budget to help you get the loft conversion you want, but they'll also come up with ideas that you might not have considered.

Here's a quick checklist of things to consider before you start.

### Work out your budget

It may seem obvious, but it's essential to carefully assess all aspects of your project and determine your budget. You should allow a 15% contingency to account for any unforeseen costs.

### Find professional help

Ask your friends and family for architect or builder recommendations and check that they have relevant experience with loft conversions.

### Find a builder:

- [fmb.org.uk](http://fmb.org.uk)
- [checkatrade.com](http://checkatrade.com)

### Planning early for daylight

Our Daylight Advisory Service can help and give you free personalised advice on the best solutions for your project.

Visit [velux.co.uk/design-advice](http://velux.co.uk/design-advice)

### Planning permission

Ensure you understand the relevant planning rules that apply to your area.

### You can get help at:

- [planningportal.co.uk](http://planningportal.co.uk)
- [planningportal.gov.uk](http://planningportal.gov.uk)
- [scotland.gov.uk](http://scotland.gov.uk)

### Building regulations

You might need to submit drawings to your local Building Control Department to ensure your loft conversion meets building regulations and that it's safe and legal. If you're planning major structural changes to your property, such as knocking down a wall, you may need to carry out a structural survey.

### Set a time frame

This will help you manage both your expectations and, more importantly, your budget. It will also assist the professionals you're working with.



# Take your next step

We hope we've provided you with plenty of inspiration and ideas on how adding natural daylight with VELUX roof windows can significantly enhance your conversion.

**To help you with your project, find:**

- **Product catalogues**
- **Where to buy your VELUX roof windows**
- **Your local VELUX Certified Installers**

[velux.co.uk/lofts](https://velux.co.uk/lofts)

\*Source: VELUX Knowledge Centre for Daylight, Energy and Indoor Climate (DEIC).  
Daylight, Energy and Indoor Climate Basic Book 3rd edition December 2014.

VELUX Company Ltd  
Woodside Way  
Glenrothes  
Fife  
Scotland  
KY7 4ND

Tel: 01592 778 225  
Email: [sales@velux.co.uk](mailto:sales@velux.co.uk)  
Website: [velux.co.uk/lofts](http://velux.co.uk/lofts)

