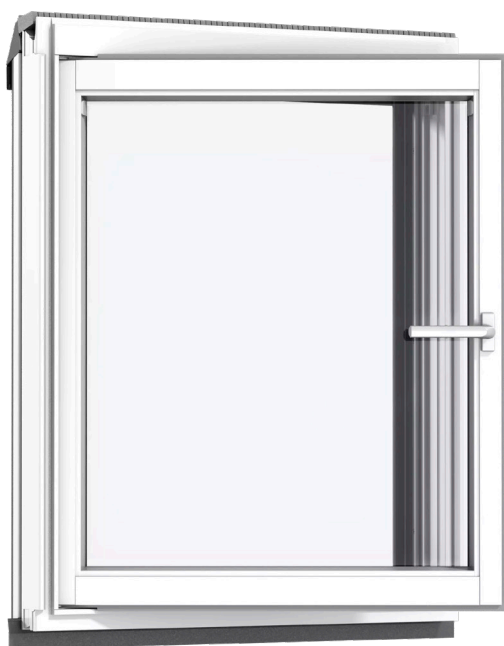


VELUX vertical window element VFA

Glazing 66SG



Extend your views to the outside while increasing the safety in your home with the left-opening vertical window element VFA. The window can be opened to the left in case of an emergency and be used as a rescue opening. When closed, it extends your window area to let in more natural daylight.

- Extend your view to the outdoors and let in more fresh air into your home.
- In an emergency situation, open the vertical window element easily with the handle on the side sash.
- The glazing comes standard with premium features like safety lamination, toughened glass, UV filter, easy to clean, anti-dew and our unique rain noise reduction.
- Rest assured that children cannot open the window thanks to the integrated opening restrictor.
- Enjoy the flow of fresh air by tilting the vertical window element inwards.
- Inwards tilting sash to maximum 115 mm opening provides safety and peace of mind.
- Quickly and easily add blinds by simply clicking them into the pre-fitted brackets



Application guidance

The vertical window element is always fixed to the bottom frame of a sloped roof window. The installation angle of the sloped window when combined with a vertical element is limited to 15-55°. The installation angle within this range is determined by the sloped roof window type and the flashing type with which it is installed.



The vertical window element VFA is installed vertically directly below a VELUX roof window to provide more daylight and an enhanced view. The window element is left-hinged and a tilt and turn window. It is operated with a handle on the right side sash and can be used as a rescue opening.

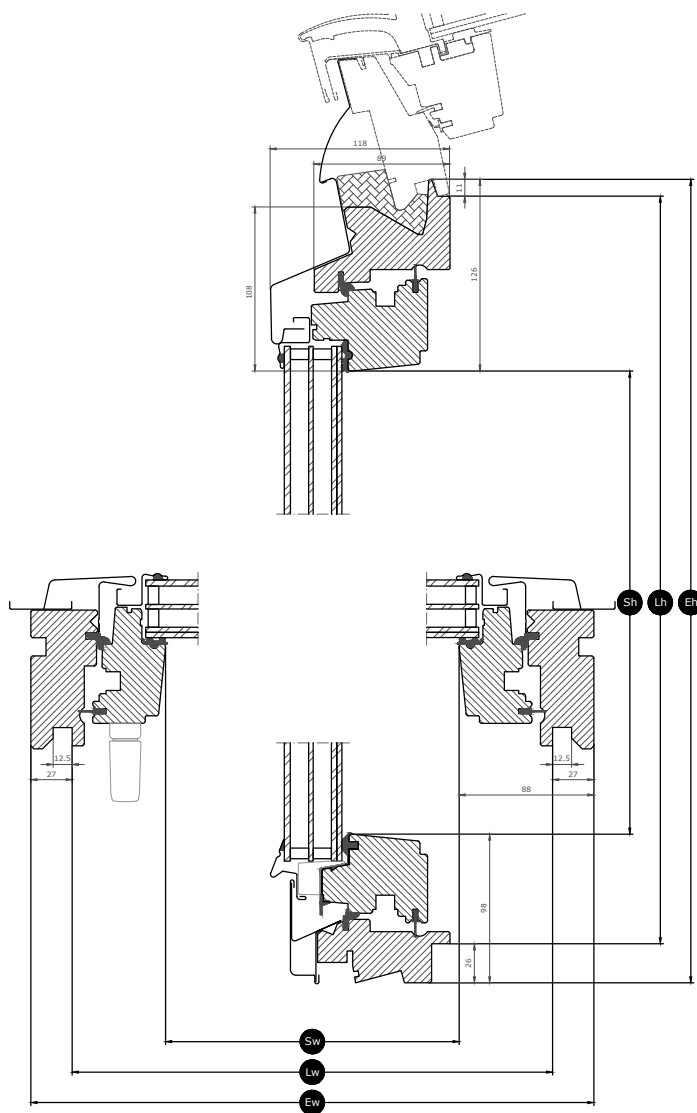
Available sizes and daylight area

	780 mm	942 mm	1140 mm
955 mm	VFA MK35 (0.44) □	VFA PK35 (0.56) □	VFA SK35 (0.70) □
1155 mm	VFA MK36 (0.56) □	VFA PK36 (0.71) □	VFA SK36 (0.89) □
1375 mm	VFA MK38 (0.69) □	VFA PK38 (0.88) □	VFA SK38 (1.10) □

All measurements are in mm. () = Effective daylight area, m² □ = Geometric free area, m²

Cross section dimensions












Please note that the view of the cross section is from bottom to top



Width		MK--	PK--	SK--
Sw	Sash aperture width	601	763	961
Lw	Distance between lining grooves, width	725	887	1085
Ew	Exterior frame width	780	942	1140

Height		--35 (VFA/VFB)	--36 (VFA/VFB)	--38 (VFA/VFB)
Sh	Sash aperture height	731	931	1151
Lh	Distance between lining grooves, height	918	1118	1338
Eh	Exterior frame height	955	1155	1375

Glazing features

Glazing 66SG 		
	Heat insulation The low energy glazing unit reduces heat loss through the window and enhanced indoor comfort.	$U_g = 0.6$
	Solar gain In colder climates and in rooms with large window areas, solar gain provides a better indoor climate during winter periods.	0.44
	Solar protection In warm climates and in rooms with large window areas, a sun protective glazing unit provides a better indoor climate during summer periods.	★★★★☆
	Security Thicker laminated inner glass increases resistance to manual attack (burglary).	★★★★☆
	Safety lamination Prevents glass from falling into the room in case of accidental breakage.	✓
	Toughened glass Adds strength to the outer glass surface to protect from wayward balls and extreme weather such as heavy storms and hail.	✓
	UV filter Protects your interior furnishings from fading due to the sun's harmful UV rays.	✓
	Rain noise reduction Rain noise reduction creates a barrier between the window and the weather outside for undisturbed moments during rainy days – or nights.	✓
	Easy-to-clean Dirt-repellent coating lets you spend less time cleaning and more time enjoying the view.	✓
	Anti-dew The anti-dew coating significantly reduces the days with dew on the outer glass and thus gives you a clear view.	✓

Glazing structure

Glazing unit	Composition (from inside to outside)
Triple-glazed	6.8 mm laminated float glass - 13 mm Argon - 3 mm heat strengthened glass - 13 mm Argon - 4 mm toughened glass

Technical values for the window

Overview of technical values for the product, covering among other, CE marking in accordance with EN 14351-1.

Window characteristics	Performance
Thermal transmittance (U-value)	1.0 W/(m ² K)
Light transmittance (τ _v)	0.62
Total solar energy transmittance (g-value)	0.44
Sound insulation (R _w)	37(-2;-4)
Air permeability, [class]	3
External fire performance - British [class]	npd
External fire performance - European [class]	npd
Impact resistance [class]	3
Load-bearing capacity of safety devices	✓
Reaction to fire [class]	E
Resistance to snow load	See glazing composition
Resistance to wind load [class]	C3 (>SK08: NPD)
Water tightness [class]	npd


NPD: No Performance Determined

Visible features



Opening restrictor

The opening restrictor integrated in the espagnolette system prevents unintentional opening of the window. Can be disengaged in emergency situations.




Blind bracket, vertical windows

Easily install blinds on the window without the need for extra tools. Simply click on the blind in the pre-fitted brackets.



Gasket

Forming the air and sound seal between the frame and sash.



Operating handle, tilt and turn vertical extension

The handle operates the espagnolette system for tilting, opening and closing the window.



Gaskets

The gaskets provide a tight seal between the insulating glass unit and the sash.



Data plate

Every VELUX roof window has a unique data plate with information that can be used to look up CE marking documentation, when purchasing accessories or in case of service or replacement.

Interior finish

Material Description	Clear lacquer Finished with triple coat, clear lacquered.	White-painted Finished with triple coat, white painted.
Colour code NCS, inner surface	No colour code	S 0500-N
Colour code nearest RAL, inner surface	No colour code	9003

Exterior covers

Material Description	Aluminium, dark grey Dark grey
Colour code NCS, outer surface	S 7500-N
Colour code nearest RAL, outer surface	7043

Cleaning and maintenance



Frame and sash of the vertical window element can be cleaned with ordinary household cleaners.



VELUX repair and maintenance kits are available.

Guarantee period

Flashings and installation products



Flashings

Install the VELUX roof window in virtually any roofing material by using genuine VELUX flashing solutions. Our flashings are designed specifically for the exact size and shape of the roof windows to create perfect, watertight fit. Flashings can also be used to combine multiple roof windows.

Installation products

Ensure a proper installation and an air- and watertight connection between the window and roof with VELUX installation products. All installation products are designed to perfectly fit the roof window for a reliable and durable result.

Blinds, awnings and shutters

Complete the VELUX roof window installation with roller shutters and awning blinds for heat protection and interior blinds for light dimming, blackout and insect protection. Choose from a wide range of manually operated or remote-controlled products that are made to fit the particular window type and size. Please contact your local VELUX sales company for more details about compatibility.

Further information

We reserve the right to make technical changes.

For more information on our products, please visit <https://velux.com>.