

# VELUX vertical window element VIU

Glazing 70




Extend your views with a fixed, vertical window element. The window element fills the vertical space between the floor and the bottom of the roof window to provide better views and more natural daylight. A maintenance-free, long-lasting polyurethane coating makes the window the perfect choice for any room in your home.

- Experience more daylight and extend your view by adding a vertical window element.
- A seamless look is made possible by the slim connection to the roof window.
- The glazing comes standard with premium features like safety lamination, toughened glass, UV filter and our unique rain noise reduction.
- Maintenance-free, polyurethane coating makes the window ideal when easy maintenance is key.



## Application guidance

The vertical window element is always fixed to the bottom frame of a sloped roof window. The installation angle of the sloped window when combined with a vertical element is limited to 15-55°. The installation angle within this range is determined by the sloped roof window type and the flashing type with which it is installed.

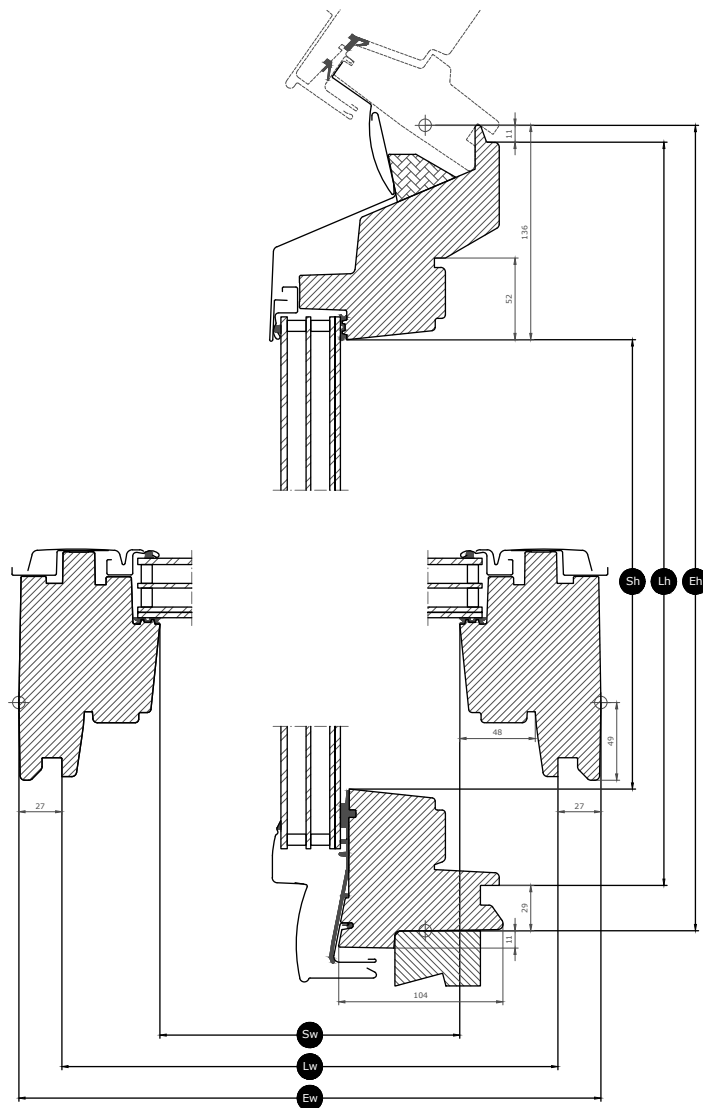


The vertical window element VIU is installed vertically directly below a VELUX roof window. As it stretches nearly to the floor, it provides more daylight and an enhanced view when standing and when seated. The vertical window element VIU is fixed and cannot be opened.

## Available sizes and daylight area



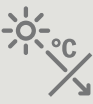







	780 mm	942 mm	1140 mm	1340 mm
601 mm	VIU MK31  0.22 m <sup>2</sup>	VIU PK31  0.28 m <sup>2</sup>	VIU SK31  0.36 m <sup>2</sup>	VIU UK31  0.43 m <sup>2</sup>
955 mm	VIU MK35  0.44 m <sup>2</sup>	VIU PK35  0.56 m <sup>2</sup>	VIU SK35  0.70 m <sup>2</sup>	VIU UK35  0.85 m <sup>2</sup>
1155 mm	VIU MK36  0.56 m <sup>2</sup>	VIU PK36  0.71 m <sup>2</sup>	VIU SK36  0.89 m <sup>2</sup>	VIU UK36  1.08 m <sup>2</sup>
1375 mm	VIU MK38  0.69 m <sup>2</sup>	VIU PK38  0.87 m <sup>2</sup>	VIU SK38  1.10 m <sup>2</sup>	VIU UK38  1.33 m <sup>2</sup>

All measurements are in mm. ( ) = Effective daylight area, m<sup>2</sup>



Height		--31	--35	--36	--38
Sh	Sash aperture height	377	731	931	1151
Lh	Distance between lining grooves, height	N/A			
Eh	Exterior frame height	601	955	1155	1375

## Glazing features

Glazing 70 		
	<b>Heat insulation</b> The low energy glazing unit reduces heat loss through the window and enhanced indoor comfort.	$U_g = 1.0$
	<b>Solar gain</b> In colder climates and in rooms with large window areas, solar gain provides a better indoor climate during winter periods.	<b>0.46</b>
	<b>Solar protection</b> In warm climates and in rooms with large window areas, a sun protective glazing unit provides a better indoor climate during summer periods.	★★★★☆
	<b>Security</b> Thicker laminated inner glass increases resistance to manual attack (burglary).	★★★★☆
	<b>Safety lamination</b> Prevents glass from falling into the room in case of accidental breakage.	✓
	<b>Toughened glass</b> Adds strength to the outer glass surface to protect from wayward balls and extreme weather such as heavy storms and hail.	✓
	<b>UV filter</b> Protects your interior furnishings from fading due to the sun's harmful UV rays.	✓
	<b>Rain noise reduction</b> Rain noise reduction creates a barrier between the window and the weather outside for undisturbed moments during rainy days – or nights.	✓
	<b>Easy-to-clean</b> Dirt-repellent coating lets you spend less time cleaning and more time enjoying the view.	
	<b>Anti-dew</b> The anti-dew coating significantly reduces the days with dew on the outer glass and thus gives you a clear view.	

## Glazing structure

Glazing unit	Composition (from inside to outside)
Double-glazed	6.8 mm laminated float glass - 16 mm Argon - 4 mm toughened glass

## Technical values for the window

Overview of technical values for the product, covering among other, CE marking in accordance with EN 14351-2.

Window characteristics	Performance
Thermal transmittance (U-value)	1.3 W/(m²K)
Light transmittance (τ <sub>v</sub> )	0.68
Total solar energy transmittance (g-value)	0.46
Sound insulation (R <sub>w</sub> )	35(-1;-3)
Air permeability, [class]	4
External fire performance - British [class]	AA
External fire performance - European [class]	npd
Impact resistance [class]	3
Load-bearing capacity of safety devices	npd
Reaction to fire [class]	D-s3,d2
Resistance to snow load	See glazing composition
Resistance to wind load [class]	C3 (>SK08: NPD)
Water tightness [class]	9A

NPD: No Performance Determined

## Visible features

---



### **Blind bracket, vertical windows**

Easily install blinds on the window without the need for extra tools. Simply click on the blind in the pre-fitted brackets.

### **Excellent insulation**

High performance insulation materials in the window construction and thermally modified timber core increase the energy efficiency of the window.

### **Gasket**

Forming the air and sound seal between the frame and sash.

### **Data plate**

Every VELUX roof window has a unique data plate with information that can be used to look up CE marking documentation, when purchasing accessories or in case of service or replacement.



### **Gaskets**

The gaskets provide a tight seal between the insulating glass unit and the sash.

## Interior finish

---

Material Description	White maintenance-free Finished with polyurethane lacquer.
Colour code NCS, inner surface	S 0500-N
Colour code nearest RAL, inner surface	9003

## Exterior covers

---

Material Description	Aluminium, dark grey Dark grey	Untreated copper
Colour code NCS, outer surface	S 7500-N	No colour code
Colour code nearest RAL, outer surface	7043	No colour code

## Cleaning and maintenance

---



Frame and sash of the vertical window element can be cleaned with ordinary household cleaners. If necessary, the outer glass surface is cleaned from the outside.




VELUX repair and maintenance kits are available.

## Guarantee period

---

## Flashings and installation products

---



### Flashings

Install the VELUX roof window in virtually any roofing material by using genuine VELUX flashing solutions. Our flashings are designed specifically for the exact size and shape of the roof windows to create perfect, watertight fit. Flashings can also be used to combine multiple roof windows.

### Installation products

Ensure a proper installation and an air- and watertight connection between the window and roof with VELUX installation products. All installation products are designed to perfectly fit the roof window for a reliable and durable result.

## Blinds, awnings and shutters

---

Complete the VELUX roof window installation with roller shutters and awning blinds for heat protection and interior blinds for light dimming, blackout and insect protection. Choose from a wide range of manually operated or remote-controlled products that are made to fit the particular window type and size. Please contact your local VELUX sales company for more details about compatibility.

## Further information

---

We reserve the right to make technical changes.

For more information on our products, please visit <https://velux.com>.