

VELUX roof terrace section GEL

Glazing 65G



Create an awe-inspiring roof terrace in places that you never thought possible with roof terrace windows. VELUX roof terrace windows provide access to the outdoors when opened and lots of daylight when closed. The combination of top-hung roof windows and a fixed or openable vertical bottom section provides seamless integration with your roof and outdoor terrace.

- Open the window outwards up to 45° to enjoy a panoramic view and a feeling of space.
- Easily rotate the window 180° for safe cleaning of the outer glass from the inside.
- Open the top control bar to the ventilation position for fresh air through a closed window.
- Laminated frame and sash provide a long-lasting, robust window.
- Maintenance-free exterior covers increase peace of mind throughout the lifetime of the roof window.
- Removable and cleanable ventilation filter protects your home from dust and insects while ventilating.
- Spend less time on scheduled maintenance thanks to long-lasting lubricants.



Application guidance

The roof terrace can be installed within the range from 35° to 53°.



The roof terrace offers direct access to the outside. The upper section is a GEL bottom-operated, top-hung window that opens outwards for an unobstructed, panoramic view. When the upper section is open, the lower section can be opened to create a doorway to the terrace. The side-hung lower section is opened/closed with a handle on the side sash. Lower section VEA vertical window element opens to the right, VEB vertical window element opens to the left, and VEC vertical window element is fixed. When installed in combination, lower section VEA can be placed to the far right only and lower section VEB to the far left only (seen from the inside). All other lower sections must be VEC.

A roof terrace can contain one opening vertical window element only.

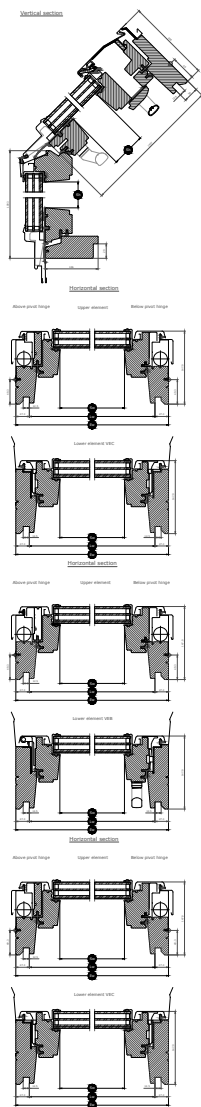
Available sizes and daylight area

	780 mm
1357 mm	GEL M08 (0.69) [0.89]

All measurements are in mm. () = Effective daylight area, m² [] = Geometric free area, m²

Cross section dimensions












Please note that the view of the cross section is from bottom to top.



Width		M--
Sw	Sash aperture width	603
Lw	Distance between lining grooves, width	726
Ew	External frame width	780

Height		--08 (GEL)
Sh	Sash aperture height	1150
Lh	Distance between lining grooves, height	1339
Eh	External frame height	1357

Glazing features

Glazing 65G 		
	Heat insulation The low energy glazing unit reduces heat loss through the window and enhanced indoor comfort.	$U_g = 0.5$
	Solar gain In colder climates and in rooms with large window areas, solar gain provides a better indoor climate during winter periods.	0.44
	Solar protection In warm climates and in rooms with large window areas, a sun protective glazing unit provides a better indoor climate during summer periods.	★★★★☆
	Security Thicker laminated inner glass increases resistance to manual attack (burglary).	★★★★☆
	Safety lamination Prevents glass from falling into the room in case of accidental breakage.	✓
	Toughened glass Adds strength to the outer glass surface to protect from wayward balls and extreme weather such as heavy storms and hail.	✓
	UV filter Protects your interior furnishings from fading due to the sun's harmful UV rays.	✓
	Rain noise reduction Rain noise reduction creates a barrier between the window and the weather outside for undisturbed moments during rainy days – or nights.	✓
	Easy-to-clean Dirt-repellent coating lets you spend less time cleaning and more time enjoying the view.	✓
	Anti-dew The anti-dew coating significantly reduces the days with dew on the outer glass and thus gives you a clear view.	✓

Glazing structure

Glazing unit	Variant composition
Triple-glazed	6.8 mm laminated float glass - 11 mm Krypton - 3 mm heat strengthened glass - 11 mm Krypton - 4 mm toughened glass


Technical values for the window

Overview of technical values for the product, covering among other, CE marking in accordance with EN 14351-1.

Window characteristics	Performance
Thermal transmittance	1.0 W/(m²K)
Light transmittance	0.62
Total solar energy transmittance	0.44
Sound insulation	35(-1;-4)
Air permeability	3
External fire performance - British	npd
External fire performance - European	npd
Impact resistance	3
Load-bearing capacity of safety devices	✓
Reaction to fire	C-s1,d2
Resistance to snow load	See glazing composition
Resistance to wind load	C3 (>SK08: npd)
Water tightness	9A

NPD: No performance determined

Visible features



Operating handle, top-hung, bottom

Easy to operate handle allows for effortless opening and closing of the window.



Lifting device, top-hung

The lifting device facilitates the opening of the top-hung sash, once engaged with the spring rods.



Frame hinge, centre-pivot, side

Durable hinge design allows for reliable operation and enables the sash to be rotated for easy cleaning of the outer glass.



Barrel bolt

The barrel bolt can be placed into the integrated barrel bolt bushing to secure the window for cleaning of outer glass surface or for safe ventilation.



Headlock

When closed, the window is locked firmly into place by the headlock.

Interior finish

Material Description	Clear lacquer Finished with triple coat, clear lacquered.	White-painted Finished with triple coat, white painted.
Colour code NCS, inner surface	No colour code	S 0500-N
Colour code nearest RAL, inner surface	No colour code	9003

Exterior covers

Material Description	Aluminium, dark grey Dark grey	Titanium zinc	Untreated copper
Colour code NCS, outer surface	S 7500-N	No colour code	No colour code
Colour code nearest RAL, outer surface	7043	No colour code	No colour code

Cleaning and maintenance



To clean the outer glass surface from the inside, turn the handle on the bottom sash to vertical position and pull the control bar on the ventilation flap. Rotate the sash fully and secure it in cleaning position by sliding the barrel bolts into the barrel bolt bushings.



VELUX repair and maintenance kits are available.

Guarantee period

The full terms and conditions of the VELUX Product Guarantee are available on our website www.velux.co.uk or www.velux.ie

Flashings and installation products



Flashings

Install the VELUX roof window in virtually any roofing material by using genuine VELUX flashing solutions. Our flashings are designed specifically for the exact size and shape of the roof windows to create perfect, watertight fit. Flashings can also be used to combine multiple roof windows.

Installation products

Ensure a proper installation and an air- and watertight connection between the window and roof with VELUX installation products. All installation products are designed to perfectly fit the roof window for a reliable and durable result.

Blinds, awnings and shutters

Complete the VELUX roof window installation with roller shutters and awning blinds for heat protection and interior blinds for light dimming, blackout and insect protection. Choose from a wide range of manually operated or remote-controlled products that are made to fit the particular window type and size. Please contact your local VELUX sales company for more details about compatibility.

Further information

We reserve the right to make technical changes.

For more information on our products, please visit <https://www.velux.co.uk> or <https://www.velux.ie>.